

Counting and Cardinality

Write the correct answer.

- 1 Ring the numbers that are in counting order.

5 6 7 8 10

5 6 8 9 10

5 6 7 8 9

- 2 Write the numbers from 1 to 10.

--	--	--	--	--	--	--	--	--	--

- 3 Write the missing numbers from 1 to 16.

1	2						
		11					16


- 4 Count the bugs. What number is missing?



1 2 3 4 5



1 6 7

- 5** How many fish are in the bowl?
Write the number.



fish

- 6** Ring the group that has more.



- 7** Compare the numbers.
Circle the number that is less.

10

8

Operations and Algebraic Thinking

8 Write the partners.



$$10 = \square + \square$$

9 Subtract.

$$4 - 1 = \square$$

10 Use the drawing to help you solve.

There are 5 children sitting at the table.

Then 4 more children join them.

How many children are at the table now?



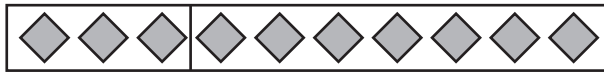
11 Write the partners.

7



$$\square + \square$$

12 Write the missing partner.




$$10 = 3 + \square$$

13 Subtract.

$$5 - 0 = \square$$


Numbers and Operations in Base Ten

- 14** Circle ten. Write how many in all.



- 15** Count the ones.
Write each number.

$$\square + \square = \square$$




- 16** Complete the equation.

$$\square = 10 + 6$$

Measurement and Data

- 17** Circle the word that tells how the fish could be compared to show that they are not the same.



number

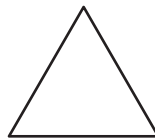


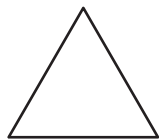
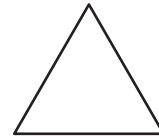


weight

color

- 18** Circle the longer object.

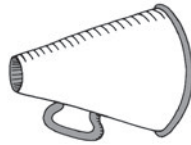



19 Circle every . Draw a line under every .

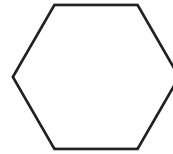
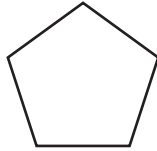
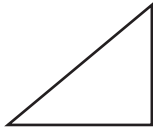


Geometry


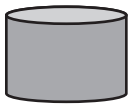
20 Circle the sphere that is next to the cone.



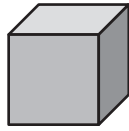

21 Draw a line under the rectangle.



22 Circle the shape that is **NOT** a solid.



23 Circle the shape that has 6 faces.



24 Cole drew this picture.



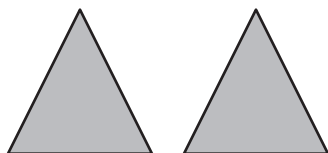
Circle the name of the shape that he used to draw the doors on the houses.

square

triangle

rectangle

25 Join these two triangles.



Ring the new shape they can make.

