


## Counting and Cardinality

1 Count the tiger cubs.

Circle how many.



3

4

5

2 Count the eggs in the nest.

Circle how many.



4

3

2

3 Circle the number seven.


5

6

7

---

4 Circle the number that tells how many.




3

4

5

---

5 Circle the number that tells how many.

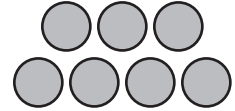

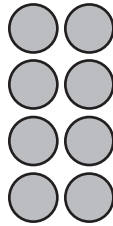
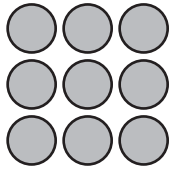


6

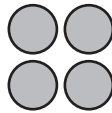
7

8

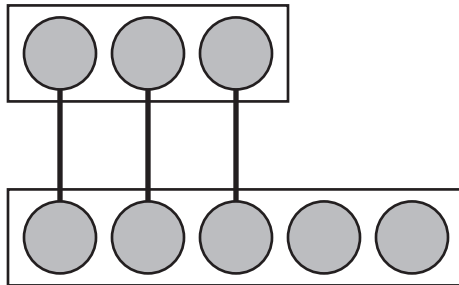
**6** Circle the groups of 9 dots.



**7** Circle the groups of 4 dots.



- 8 Circle the group that has more.

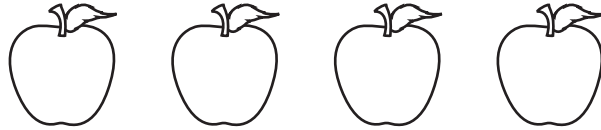


- 9 Count each group.  
Circle the group that has less.




## Operations and Algebraic Thinking

**10** Circle the group that has one more apple.



**11** How many kittens in all?  
Write the number.




- 12** How many circles in all?  
Write the number.



- 13** Circle the group that has one less frog.

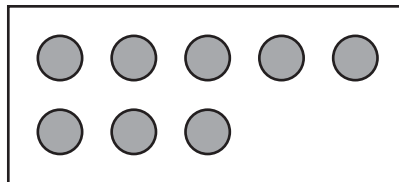
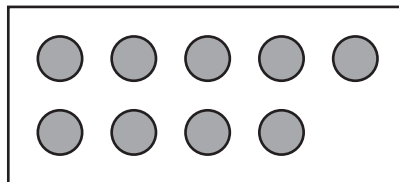
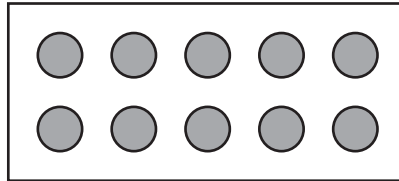


- 14** Count and write the number in the box.  
Circle the number that is less.

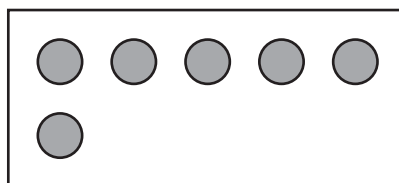


## Number and Operations in Base Ten

**15** Circle the group that shows 10.






**16** Draw extra dots to show 10.



## Measurement and Data

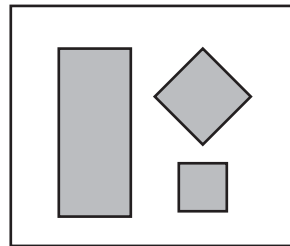
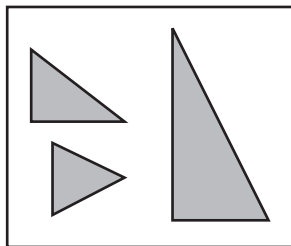
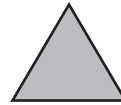
**17** Circle the trees that are the same.



**18** Circle the taller plant.



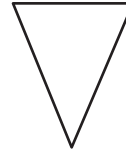

**19** Circle the group where this shape belongs.






## Geometry

**20** Circle the shape that is round.



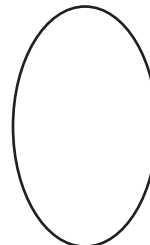

---

**21** Circle the triangle.

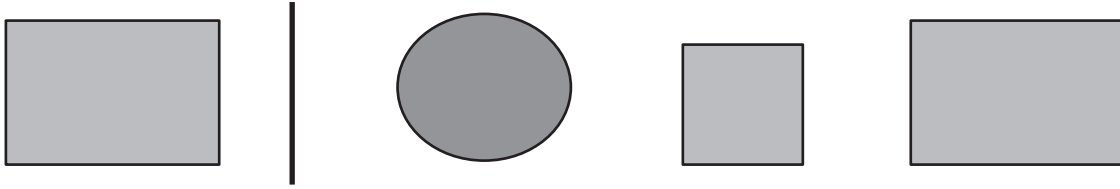


---

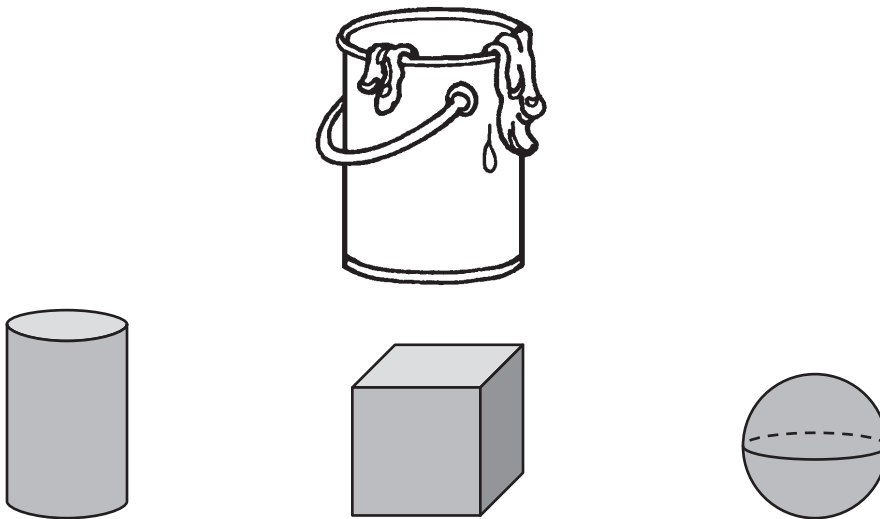
**22** Circle the square.




23 Circle the shape that is like this shape.



24 Circle the shape that is shaped like a can of paint.



25 How many sides does this shape have?  
Circle how many.



2

3

4