

Red Clay Consolidated School District

Office Address

1502 Spruce Avenue, Wilmington, DE 19805

Phone

(302) 552-3700

Website

www.redclay.k12.de.us

Superintendent

Mervin Daugherty

Types of Schools

Traditional District Schools	27
Public Charter Schools	3
Vocational Schools	0

Demographics

Total Enrollment N/A

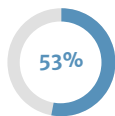
American Indian/ Native American	0.2%
African American	21.3%
Asian	6.5%
Hawaiian/ Pacific Islander	0.1%
Hispanic	24.7%
White	45.5%
Multiracial	1.9%

Combined Student Groups (Student Gap Group)	58.5%
Low Income	33.3%
Students with Disabilities	12.0%
English Language Learners	10.6%

Social-Emotional Outcomes

Data is not yet available this year.

Post-Secondary Outcomes



The percent of students who complete education and career training beyond high school. Students who do so have a greater likelihood of future employment with higher wages.

District Narrative

The Red Clay Consolidated School District's mission is to provide the environment, resources, and commitment necessary to ensure every student succeeds. Our goals include: Every classroom will have a highly effective educator led by highly effective administrators. All students will read at or above grade level by the end of third grade. Schools will continue to close the achievement gap for all students, including our English Language Learners and students with disabilities. All students will graduate college and career-ready. Parents and the community will be engaged in the education of students. Our core strategies are: Provide a high-quality, engaging, and rigorous educational experience for all students. Implement best-in-class talent management to promote continuous educator success. Build strong relationships with students, families, and community partners. Provide the resources, conditions, and capacity to foster the highest level of student learning and success.

District Overall Performance



Academic Achievement

Students that are proficient have a greater likelihood of entry and success in education and career training beyond high school.



On Track to Graduation

Students who are on-track are more likely to complete high school on time, as well as succeed in education and training beyond high school.



Academic Growth

Schools with strong growth demonstrate a greater ability to improve student learning over time.



College & Career Preparation

Students that demonstrate early success increase their likelihood of entry and success in education and career training beyond high school.

Legend: What do the stars mean?



District's Results in School Environment

The 5Essentials Survey allows students and staff in grades 4-12 and all teachers to share their perspectives on the essential conditions for learning.

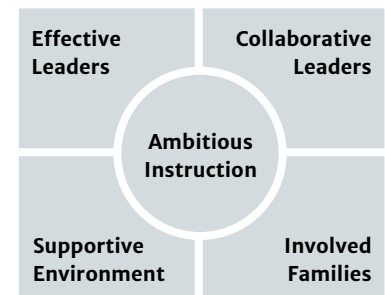
Effective Leaders: The principal works with teachers to implement a clear and strategic vision for school success.

Collaborative Teachers: The staff is committed to the school, receives strong professional development, and works together to improve the school.

Involved Families: The entire school staff builds strong relationships with families and communities to support learning.

Supportive Environment: The school is safe and orderly. Teachers have high expectations for students. Students are supported by their teachers and peers.

Ambitious Instruction: Classes are academically demanding and engage students by emphasizing the application of knowledge.



Legend



Response Rates

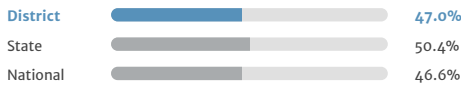
Student N/A Teacher N/A



Academic Performance

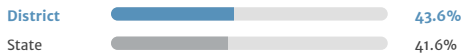
Proficiency in English Language Arts

Percent of students who are on grade level in English Language Arts



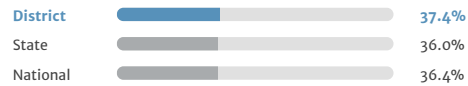
Proficiency in Science

Percent of students who are on grade level in Science



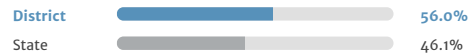
Proficiency in Mathematics

Percent of students who are on grade level in Mathematics



Proficiency in Social Studies

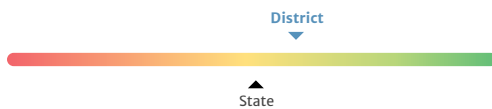
Percent of students who are on grade level in Social Studies



Academic Growth

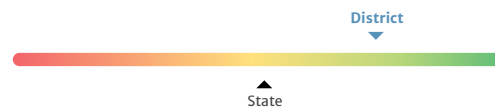
Growth in English Language Arts

The relative academic progress that students are demonstrating in English Language Arts



Growth in Mathematics

The relative academic progress that students are demonstrating in Mathematics



On Track to Graduation

Attendance

Percent of days that students attend school



Four-Year Graduation Rate (Class of 2014)

Percent of students who graduate from high school within the traditional four-year time frame



Six-Year Graduation Rate (Class of 2012)

Percent of students who graduate from high school within six years



On Track in 9th Grade

Percent of 9th graders earning the credits necessary to be on-track to graduate from high school in four years



Five-Year Graduation Rate (Class of 2013)

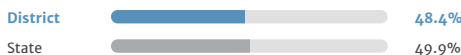
Percent of students who graduate from high school within five years



College & Career Preparation

Growth to Proficiency in English Language Arts

Percent of students who are on-track to be proficient (on grade level) in English Language Arts within three years



College & Career Preparation

Students who maintain or grow to proficiency are more likely to be successful beyond high school.



Growth to Proficiency in Mathematics

Percent of students who are on-track to be proficient (on grade level) in Mathematics within three years



For More Information

Visit www.dssf.doe.k12.de.us to see additional details about each item of information for this district.