

RED CLAY CONSOLIDATED SCHOOL DISTRICT

FY08 OBJECT CODE EXPENDITURE REPORT (excludes prior year appropriations)



Red Clay Community Financial Review Committee

Presented

September 8, 2008

Abstract:

The YTD Total Expenditures and Encumbrances Report for fiscal year 2008 tracks district costs by object code and is used by the State of Delaware's accounting system to identify line item expenses and encumbrances. An encumbrance is an accounting procedure that sets aside available funds for commitments related to unperformed contracts for goods and services, to ensure the availability of funds when payment is requested. This report excludes prior year appropriations and most closely parallels the district's monthly financial report by Intermediate Budget Unit (IBU), which primarily focuses on expenditures by programs and departments.

/ISION - 32 Red Clay Consolidated School District

Object Code & Title	State Division Funding	Current Expense Local	Other State	Other Local	Federal	Total
101 Chief School Officer	\$96,793.25	\$68,360.42	\$6,170.54	\$0.00	\$0.00	\$171,324.21
105 Assistant Superintendent	\$260,978.87	\$136,066.18	\$15,178.68	\$0.00	\$0.00	\$412,223.73
106 Directors - Administration	\$130,573.90	\$106,301.51	\$8,383.92	\$0.00	\$0.00	\$245,259.33
107 Directors - Instruction	\$301,067.30	\$177,056.82	\$15,992.84	\$0.00	\$130,852.35	\$624,969.31
108 Admin Assistant - Executive	\$71,237.37	\$19,567.35	\$0.00	\$0.00	\$0.00	\$90,804.72
110 Supervisors- Instruction	\$295,300.24	\$175,700.74	\$67,192.85	\$11,276.38	\$52,000.00	\$601,470.21
111 Supervisors- Support Services	\$442,347.46	\$189,468.26	\$27,951.61	\$80,383.91	\$31,724.70	\$771,875.94
112 Specialist- Support Services	\$598,712.50	\$270,013.02	\$81,029.90	\$221,244.07	\$22,906.65	\$1,193,906.14
113 Specialist-Transportation	\$0.00	\$50,572.30	\$211,568.81	\$0.00	\$0.00	\$262,141.11
114 Principal	\$1,559,609.59	\$946,225.34	\$182,094.33	\$0.00	\$12,920.55	\$2,700,849.81
116 Assistant Principals	\$1,465,711.83	\$1,076,106.86	\$102,248.22	\$0.00	\$0.00	\$2,644,066.91
117 Specialists- Maintenance	\$138.11	\$0.00	\$0.00	\$0.00	\$0.00	\$138.11
118 Coordinators	\$0.00	\$0.00	\$26,445.97	\$54,258.61	\$28,987.80	\$109,692.38
119 Guidance Counselors	\$0.00	\$0.00	\$23,587.07	\$0.00	\$3,534.30	\$27,121.37
120 Teachers	\$39,740,034.73	\$13,217,970.18	\$1,611,845.84	\$1,121,997.72	\$1,552,853.83	\$57,244,702.30
122 Visiting Teachers	\$141,724.22	\$72,791.41	\$3,296.03	\$0.00	\$0.00	\$217,811.66
124 Psychologists	\$271,555.39	\$130,504.66	\$4,104.16	\$0.00	\$10,017.87	\$416,182.08
125 Related Services Teachers	\$43,283.21	\$7,334.76	\$3,436.96	\$598.59	\$0.00	\$54,653.52
126 Speech and Hearing	\$354,974.05	\$152,130.05	\$8,577.84	\$0.00	\$0.00	\$515,681.94
128 Paraprofessionals	\$61,128.07	\$10,846.22	\$108,190.19	\$118,942.74	\$479,557.37	\$778,664.59
130 Driver Education	\$343,434.81	\$161,928.89	\$6,798.57	\$0.00	\$0.00	\$512,162.27
132 Driver Education - Non Public	\$0.00	(\$533.80)	\$0.00	\$1,200.00	\$0.00	\$666.20
134 Nurse/Hygienists	\$1,004,401.92	\$328,030.84	\$26,200.88	\$255,363.24	\$0.00	\$1,613,996.88
137 Therapists	\$0.00	\$0.00	\$0.00	\$1,287.00	\$0.00	\$1,287.00
138 Clerical - Support Services	\$1,440,744.84	\$687,618.08	\$198,660.75	\$119,359.96	\$33,953.94	\$2,480,337.57
1140 Custodial/Maintenance Employees	\$4,508,115.14	\$2,119,369.67	\$152,064.95	\$202,673.74	\$0.00	\$6,982,223.50

/ISION - 32 Red Clay Consolidated School District

Object Code & Title	State Division Funding	Current Expense Local	Other State	Other Local	Federal	Total
141 Clerical Schools	\$942,666.69	\$362,762.99	\$16,343.65	\$6,709.35	\$458.40	\$1,328,841.08
143 Cafeteria Substitute	\$0.00	\$0.00	\$0.00	\$114,207.90	\$0.00	\$114,207.90
144 Cafeteria Manager	\$395,872.84	\$0.00	\$0.00	\$144,106.09	\$0.00	\$539,978.93
145 Cafeteria Workers	\$1,101,435.90	\$0.00	\$0.00	\$603,353.42	\$0.00	\$1,704,789.32
146 Transportation Supervisors	\$60,453.78	\$32,358.80	\$135,740.31	\$0.00	\$0.00	\$228,552.89
148 Bus Drivers - Regular Trips	\$0.00	\$389,142.95	\$292,378.13	\$0.00	\$0.00	\$681,521.08
149 Bus Aides	\$0.00	\$52,033.85	\$129,755.45	\$0.00	\$0.00	\$181,789.30
150 Inservice Education Workshop	\$0.00	\$1,040.25	\$0.00	\$1,690.00	\$0.00	\$2,730.25
152 Substitute Teachers	\$115,790.22	\$443,148.45	\$76,179.95	\$804.68	\$3,082.66	\$639,005.96
153 Substitute Nurses	\$260.00	\$16,517.46	\$0.00	\$0.00	\$0.00	\$16,777.46
154 EPER Athletic Salaries	\$1,581.00	\$465,626.13	\$0.00	\$19,045.70	\$0.00	\$488,252.83
156 EPER Extra Curricular Activities	\$6,115.74	\$449,929.15	\$18,226.04	\$12,867.32	\$80.00	\$487,218.25
157 EPER Miscellaneous	\$60,349.88	\$122,335.88	\$137,074.59	\$50,276.46	\$209,268.25	\$579,305.06
158 Homebound Instruction	\$0.00	\$765.00	\$27.00	\$962.50	\$32,126.50	\$33,881.00
160 Summer School	\$27,847.89	\$17,605.24	\$23,117.33	\$91,975.10	\$0.00	\$160,545.56
162 Evening School	\$0.00	\$0.00	\$205,280.74	\$24,785.14	\$20,893.95	\$250,959.83
164 Bldg Grounds Supervisor	\$67,925.06	\$34,292.36	\$1,473.64	\$0.00	\$0.00	\$103,691.06
168 Co-Op Work Study	\$9,177.26	\$79,602.16	\$2,166.00	\$0.00	\$0.00	\$90,945.42
170 Substitute Custodial	\$22,396.55	\$119,317.78	\$2,272.80	\$0.00	\$0.00	\$143,987.13
175 Shift Differential Sal	\$3,532.75	\$23,862.19	\$59.98	\$1,019.04	\$0.00	\$28,493.96
180 Overtime Clerical	\$1,932.47	\$6,321.99	\$173.86	\$9,891.89	\$0.00	\$18,320.21
181 Overtime Custodial	(\$24,804.94)	\$168,971.88	\$1,413.62	\$80,378.15	\$0.00	\$225,958.71
182	\$0.00	\$733.31	\$0.00	\$93,853.95	\$0.00	\$94,587.26
SALARIES	\$55,924,299.89	\$22,889,817.58	\$3,932,704.00	\$3,444,512.65	\$2,625,219.12	\$88,816,553.24
2001 Pensions/Employer's Share	\$8,699,906.40	\$4,083,748.22	\$539,533.67	\$520,208.78	\$390,283.77	\$14,233,680.84

2008

YTD Total Expenditures and Encumbrances Report as of 06/30/2008

Page: 3

ISION - 32 Red Clay Consolidated School District

Object Code & Title	State Division Funding	Current Expense Local	Other State	Other Local	Federal	Total
02 Health Insurance/Employer's Share	\$12,489,940.67	\$1,077,800.34	\$405,734.32	\$167,820.43	\$405,123.27	\$14,546,419.03
04 Group Life Insurance	\$14,712.48	\$208,676.92	\$5,507.63	\$14,484.03	\$5,154.98	\$248,536.04
05 Workers Compensation	\$881,972.76	\$432,211.20	\$53,044.63	\$58,234.25	\$43,957.90	\$1,469,420.74
06 Social Security/Employer's Share	\$3,254,459.57	\$1,553,032.13	\$231,189.43	\$215,399.04	\$163,476.13	\$5,417,556.30
09 Unemployment Insurance Benefits	\$90,471.25	\$44,486.80	\$5,367.09	\$5,972.78	\$4,502.97	\$150,800.89
10 Prescription Plan	\$0.00	\$191.93	\$0.00	\$0.00	\$0.00	\$191.93
11 Dental Plan	\$120,090.83	\$1,743,170.64	\$86,391.62	\$171,124.87	\$51,892.95	\$2,172,670.91
12 Blood Bank	\$0.00	\$124.74	\$0.00	\$0.00	\$0.00	\$124.74
15 Disability Insurance	\$8,271.79	\$172,163.39	\$2,839.79	\$8,403.23	\$3,520.23	\$195,198.43
16 Medicare/Employer's Share	\$769,908.88	\$387,638.20	\$36,930.00	\$50,641.91	\$38,460.02	\$1,283,579.01
19 Flex Credit	\$16,668.15	\$154,191.81	\$1,806.49	\$30,179.05	\$6,381.83	\$209,227.33
20	\$242.96	\$743.66	\$35.94	\$37.26	\$0.03	\$1,059.85
21	\$0.00	\$77,864.19	\$0.00	\$0.00	\$0.00	\$77,864.19
OTHER EMPLOYMENT COSTS	\$26,346,645.74	\$9,936,044.17	\$1,368,380.61	\$1,242,505.63	\$1,112,754.08	\$40,006,330.23
301 Debt Service/Interest	\$0.00	\$0.00	\$1,325,877.26	\$3,406,168.05	\$0.00	\$4,732,045.31
302 Debt Service/Principal	\$0.00	\$0.00	\$4,651,398.51	\$4,850,405.00	\$0.00	\$9,501,803.51
603 Tuition Reimbursements	\$0.00	\$65,882.95	\$132,943.00	\$0.00	\$0.00	\$198,825.95
604 Tuition - In- State Public Schools	\$0.00	\$3,342,751.08	\$566,296.00	\$3,514,923.15	\$0.00	\$7,423,970.23
605 Tuition - Out of State or Private	\$0.00	\$0.00	\$292,582.02	\$450,626.20	\$0.00	\$743,208.22
GOVERNMENT SERVICES	\$0.00	\$3,408,634.03	\$6,969,096.79	\$12,222,122.40	\$0.00	\$22,599,853.22
000 In-State Travel	\$5,411.68	\$18,959.93	\$3,311.00	\$7,762.54	\$7,421.87	\$42,867.02
100 Out-of-State Travel	\$1,326.18	\$2,796.03	\$14,170.76	\$4,479.91	\$21,947.05	\$44,719.93
TRAVEL	\$6,737.86	\$21,755.96	\$17,481.76	\$12,242.45	\$29,368.92	\$87,586.95

ISION - 32 Red Clay Consolidated School District

Subject Code & Title	State Division Funding	Current Expense Local	Other State	Other Local	Federal	Total
00 Professional Services	\$121,647.61	\$1,764,177.79	\$769,022.27	\$672,698.67	\$850,481.49	\$4,178,027.83
07 Construction Manager	\$0.00	\$55,760.55	\$0.00	\$0.00	\$0.00	\$55,760.55
08 Inspection Fees	\$81.50	\$250.00	\$0.00	\$735.00	\$0.00	\$1,066.50
10 Medical/ Related Services	\$10,021.89	\$5,435.80	\$496,457.50	\$412,156.10	\$0.00	\$924,071.29
15 Therapists	\$0.00	\$5,577.00	\$77,937.00	\$0.00	\$120,484.50	\$203,998.50
20 Legal Services	\$169.92	\$385,814.19	\$0.00	\$21,105.49	\$0.00	\$407,089.60
30 Professional Negotiators	\$0.00	\$810.00	\$0.00	\$5,787.30	\$0.00	\$6,597.30
43 Auditors	\$0.00	\$26,057.00	\$0.00	\$568.00	\$0.00	\$26,625.00
51 Educational Consultants - Individual	\$2,000.00	\$68,651.14	\$750.00	\$19,895.00	\$77,500.00	\$168,796.14
52 Educational Consultants - Company	\$9,150.00	\$186.00	\$22,680.00	\$3,025.13	\$15,986.72	\$51,027.85
54 Interpreters	\$0.00	\$5,000.00	\$30,001.21	\$0.00	\$4,574.13	\$39,575.34
61 Temporary Employment Services	\$1,325.10	\$304,504.38	\$617,979.20	\$5,373.29	\$44,030.07	\$973,212.04
65	\$0.00	\$74.00	\$0.00	\$0.00	\$1,278.05	\$1,352.05
74 Outside Computer Services - N-State Agencies	\$1,119.00	\$1,338.78	\$13,994.00	\$0.00	\$0.00	\$16,451.78
75 Computer Consulting Services	\$0.00	\$2,300.00	\$0.00	\$0.00	\$0.00	\$2,300.00
77 Exterminator	\$6,594.00	\$5,381.00	\$0.00	\$5,180.00	\$0.00	\$17,155.00
89 Travel Expenses Allowed - N-State Employees	\$0.00	\$199.00	\$0.00	\$1,080.00	\$3,502.01	\$4,781.01
92 Athletic Officials	\$67,244.00	\$44,828.00	\$0.00	\$6,495.00	\$0.00	\$118,567.00
93 Contracted Labor	\$0.00	\$38,081.73	\$0.00	\$9,978.00	\$1,815.00	\$49,874.73
97 Contracts - State Agencies	\$0.00	\$0.00	\$0.00	\$0.00	\$3,000.00	\$3,000.00
99	\$0.00	\$13,045.80	\$0.00	\$0.00	\$0.00	\$13,045.80
101 Postage	\$47,091.46	\$66,414.10	\$8,826.66	\$12,532.62	\$216.88	\$135,081.72
111 Telephone Services	\$125,699.26	\$219,541.75	\$19,527.52	\$97,348.73	\$1,135.52	\$463,252.78
112	\$1.48	\$0.00	\$0.00	\$53,166.08	\$0.00	\$53,167.56
125 Telecommunication Equipment	\$512.13	\$512.13	\$0.00	\$0.00	\$0.00	\$1,024.26
201 Water and Sewer	\$65,366.58	\$255,887.06	\$343.58	\$126,742.15	\$0.00	\$448,339.37

SION - 32 Red Clay Consolidated School District

Object Code & Title	State Division Funding	Current Expense Local	Other State	Other Local	Federal	Total
03 Electricity	\$1,994,982.00	\$776,756.72	\$0.00	\$79,447.53	\$0.00	\$2,851,186.25
11 Heat by Natural Gas	\$600,000.00	\$608,223.61	\$0.00	\$3,421.74	\$0.00	\$1,211,645.35
12 Heat/Cook by Propane Gas	\$0.00	\$12,134.04	\$0.00	\$0.00	\$0.00	\$12,134.04
14 Heat by Oil	\$0.00	\$9,833.99	\$0.00	\$0.00	\$0.00	\$9,833.99
23 Insurance	\$28,121.00	\$0.00	\$690.00	\$460.00	\$0.00	\$29,271.00
33 General Comprehensive Liability	\$0.00	\$0.00	\$15.00	\$0.00	\$0.00	\$15.00
34	\$0.00	\$201,110.00	\$0.00	\$0.00	\$0.00	\$201,110.00
01 Buildings other than Office SP	\$15,982.00	\$3,234.50	\$11,232.00	\$8,248.00	\$0.00	\$38,696.50
02 Buildings- Office Space	\$228,148.93	\$483,211.82	\$35,185.44	\$73,503.09	\$0.00	\$820,049.28
06	\$463.58	\$3,047.98	\$812.90	\$561.95	\$0.00	\$4,886.41
111 PhotoCopier Equipment	\$308,694.07	\$57,708.60	\$8,640.21	\$51,706.54	\$527.37	\$427,276.79
113 Other Office Machines and Equipment Rental	\$5,180.81	\$7,966.95	\$11,599.13	\$6,636.37	\$0.00	\$31,383.26
123	\$0.00	\$980.00	\$0.00	\$0.00	\$0.00	\$980.00
125 Regular Pupil Transportation	\$4,170.00	\$13,547.25	\$5,316,120.47	\$66,574.90	\$1,771.00	\$5,402,183.62
126 Out-of-State Pupil Transportation	\$0.00	\$0.00	\$0.00	\$225.00	\$0.00	\$225.00
127 Curriculum Trips	\$0.00	\$660.00	\$30,000.00	\$3,802.81	\$260.00	\$34,722.81
128 After School Activity Transportation	\$0.00	\$29,397.30	\$212,405.15	\$48,060.60	\$0.00	\$289,863.05
129 Athletic Transportation	\$41,595.00	\$65,806.00	\$0.00	\$22,982.50	\$0.00	\$130,383.50
130 Cars - Common Van	\$0.00	\$0.00	\$132.49	\$0.00	\$0.00	\$132.49
138 Buildings/Ground Maintenance Equipment	\$519.20	\$0.00	\$3,573.12	\$2,382.08	\$0.00	\$6,474.40
140 Computer Rentals and Leases	\$0.00	\$64,446.31	\$20,356.44	\$0.00	\$0.00	\$84,802.75
146	\$301.58	\$1,253.25	\$81,901.10	\$0.00	\$4,322.00	\$87,777.93
147	\$0.00	\$52.99	\$0.00	\$31.62	\$0.00	\$84.61
150 Buildings/Grounds Repair	\$76,362.97	\$55,419.92	\$336,733.94	\$292,809.06	\$0.00	\$761,325.89
1501 Buildings - Maintenance Only	\$2,075.20	\$3,465.00	\$32,924.40	\$21,949.60	\$0.00	\$60,414.20
1502 Grounds - Maint. Only Lawn Care	\$553.25	\$355.00	\$0.00	\$0.00	\$0.00	\$908.25

ISION - 32 Red Clay Consolidated School District

Object Code & Title	State Division Funding	Current Expense Local	Other State	Other Local	Federal	Total
05 Building and Grounds Maintenance Equipment	\$3,371.22	\$0.00	\$0.00	\$0.00	\$0.00	\$3,371.22
06 Custodial Services Office/Building/Grounds	\$0.00	\$4,179.25	\$0.00	\$3,039.82	\$0.00	\$7,219.07
07 Maintenance Agreements	\$21,505.06	\$333,766.01	\$68,651.36	\$94,362.18	\$0.00	\$518,284.61
10 Equipment Repair	\$16,712.87	\$6,864.69	\$15,309.14	\$37,943.43	\$0.00	\$76,830.13
11 Maintenance Contracts - All Office Equipment	\$0.00	\$0.00	\$2,915.00	\$0.00	\$0.00	\$2,915.00
17 Repairs by Outside Vendor	\$5,336.00	\$17,242.81	\$4,619.41	\$3,659.64	\$0.00	\$30,857.86
21 Cars	\$10.00	\$2.59	\$0.00	\$0.00	\$0.00	\$12.59
22 Station Wagons and Vans	\$0.00	\$3,480.63	\$0.00	\$0.00	\$0.00	\$3,480.63
24	\$170.16	\$216.71	\$0.00	\$0.00	\$0.00	\$386.87
42 Trash Removal - Container	\$916.25	\$121,378.50	\$0.00	\$59,041.00	\$0.00	\$181,335.75
44 Alarm and Signal Systems	\$194,809.71	\$108,757.50	\$8,464.79	\$96,797.92	\$0.00	\$408,829.92
300 Printing	\$22,411.33	\$3,724.79	\$49.50	\$21,730.99	\$180.00	\$48,096.61
302 Licenses and Permits	\$475.00	\$75.00	\$0.00	\$0.00	\$12,000.00	\$12,550.00
303 Public Brochures - Promotional Materials	\$100.00	\$0.00	\$0.00	\$0.00	\$0.00	\$100.00
610 Advertising	\$7,041.24	\$8,988.17	\$488.16	\$16,982.42	\$0.00	\$33,499.99
631 Ath Conf Fees & Assoc Dues	\$38,420.60	\$35,059.67	\$11,309.00	\$20,520.19	\$14,203.13	\$119,512.59
634 Examination Cost/Fees	\$0.00	\$0.00	\$865.00	\$0.00	\$0.00	\$865.00
635 Dry Cleaning/Laundry Services	\$0.00	\$3,933.13	\$0.00	\$1,123.53	\$0.00	\$5,056.66
640 Commencement Costs Other than Speaker	\$0.00	\$0.00	\$90.84	\$545.10	\$0.00	\$635.94
643 Food Service - Other	\$413.00	\$2,221.44	\$0.00	\$0.00	\$330.82	\$2,965.26
645	\$0.00	\$228.02	\$0.00	\$0.00	\$0.00	\$228.02
647 Student Body Activity	\$867.87	\$33,841.00	\$36,779.60	\$1,692.56	\$59,392.46	\$132,573.49
648 Indirect Cost	\$0.00	\$0.00	\$0.00	\$2,288,128.50	\$799,820.35	\$3,087,948.85
660	\$0.00	\$272.68	\$0.00	\$27,808.00	\$0.00	\$28,080.68
667 Training	\$6,500.00	\$30,986.96	\$207.00	\$0.00	\$0.00	\$37,693.96
CONTRACTUAL SERVICES	\$4,084,233.83	\$6,383,657.98	\$8,309,589.53	\$4,810,145.23	\$2,016,811.50	\$25,604,438.07

3/2008

YTD Total Expenditures and Encumbrances Report as of 06/30/2008

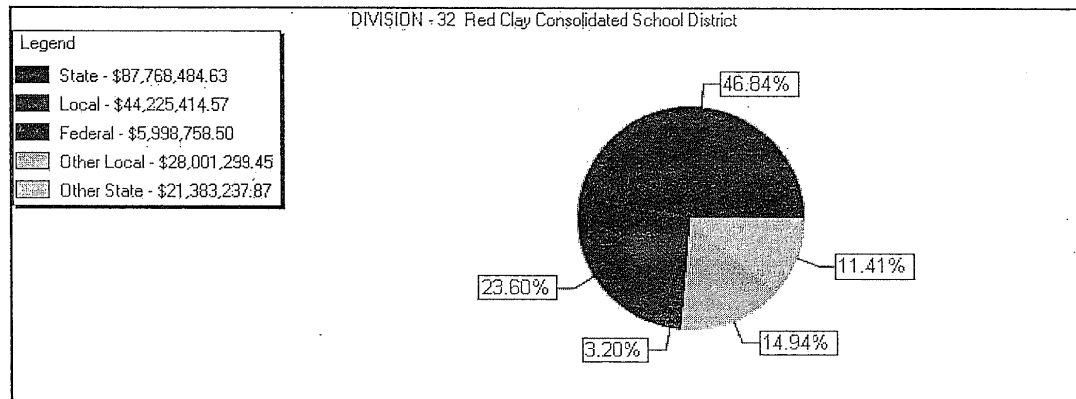
Page: 7

VISION - 32 Red Clay Consolidated School District

Object Code & Title	State Division Funding	Current Expense Local	Other State	Other Local	Federal	Total
000 Office Supplies	\$188,470.64	\$112,734.16	\$28,172.21	\$43,567.63	\$5,778.46	\$378,723.10
004 Photocopier Supplies	\$3,970.49	\$5,633.91	\$94.94	\$2,659.76	\$0.00	\$12,359.10
011 Promotional Supplies	\$76.90	\$7,035.62	\$0.00	\$0.00	\$600.00	\$7,712.52
070	\$269.28	\$4,323.18	\$8,036.80	\$48,986.53	\$0.00	\$61,615.79
088	\$0.00	\$72,212.05	\$36,996.14	\$0.00	\$0.00	\$109,208.19
311 Food - Institutional	\$1,012.87	\$21,506.66	\$4,459.41	\$14,035.83	\$12,152.93	\$53,167.70
340 Custodial Supplies	\$89,852.42	\$67,529.67	\$0.00	\$69,540.27	\$0.00	\$226,922.36
345 Computer Supplies	\$98,904.92	\$211,789.39	\$114,033.61	\$11,935.24	\$58,385.10	\$495,048.26
350 Instructional Supplies	\$453,091.22	\$514,361.59	\$304,163.70	\$95,501.33	\$132,410.50	\$1,499,528.34
351 Subscriptions	\$10,733.01	\$6,676.18	\$30,458.01	\$73.89	\$77.50	\$48,018.59
6153 Manuals and Test Materials	\$241.25	\$0.00	\$1,240.86	\$0.00	\$0.00	\$1,482.11
6156 Audio/Visual	\$3,221.22	\$12,711.46	\$3,756.74	\$95.91	\$22.53	\$19,807.86
6157 Textbooks	\$298,417.47	\$78,748.89	\$36,922.58	\$7,898.37	\$5,177.86	\$427,165.17
6158 Technical/Reference Books	\$1,138.61	\$1,732.41	\$0.00	\$0.00	\$0.00	\$2,871.02
6160 Library Books - Consumable	\$7,198.00	\$5,580.04	\$864.70	\$1,097.50	\$0.00	\$14,740.24
6163 Medical Supplies/Medicines/Health Aids	\$20,893.34	\$2,811.81	\$0.00	\$1,686.79	\$0.00	\$25,391.94
6171 Gasoline	\$15,123.07	\$206,969.64	\$7,171.92	\$33,061.19	\$0.00	\$262,325.82
6174 Gas	\$0.00	\$49,029.94	\$3,605.42	\$0.00	\$0.00	\$52,635.36
6210 Vehicle Materials	\$13,145.94	\$110,578.31	\$50,076.84	\$15,962.30	\$0.00	\$189,763.39
6220 Maintenance and Building Materials	\$66,955.80	\$53,337.31	\$23,747.33	\$81,706.49	\$0.00	\$225,746.93
6230 Highway/Grounds Materials	\$140.00	\$1,325.00	\$0.00	\$0.00	\$0.00	\$1,465.00
6250 Athletic Supplies	\$121,631.97	\$35,701.85	\$4,334.40	\$16,326.44	\$0.00	\$177,994.66
6251 Commencement Supplies	\$373.50	\$1,192.60	\$1,012.65	\$809.88	\$0.00	\$3,388.63
SUPPLIES AND MATERIALS	\$1,394,861.92	\$1,583,521.67	\$659,148.26	\$444,945.35	\$214,604.88	\$4,297,082.08
7002 Instructional Equipment	\$32.85	\$838.69	\$268.76	\$0.00	\$0.00	\$1,140.30

DIVISION - 32 Red Clay Consolidated School District

Object Code & Title		State Division Funding	Current Expense Local	Other State	Other Local	Federal	Total
7004	Athletic Equipment	\$2,588.19	\$0.00	\$0.00	\$2,677.66	\$0.00	\$5,265.85
7010	General Equipment	\$689.25	\$1,144.49	\$0.00	\$0.00	\$0.00	\$1,833.74
7110	Vehicles	\$0.00	\$0.00	\$9,621.70	\$0.00	\$0.00	\$9,621.70
7200	Custodial/Maintenance Equipment	\$6,565.00	\$0.00	\$0.00	\$0.00	\$0.00	\$6,565.00
CAPITAL OUTLAY - EQUIPMENT		\$9,875.29	\$1,983.18	\$9,890.46	\$2,677.66	\$0.00	\$24,426.59
8000	Land	\$1,830.10	\$0.00	\$0.00	\$132.64	\$0.00	\$1,962.74
8301	Building Alterations	\$0.00	\$0.00	\$116,946.46	\$5,822,015.44	\$0.00	\$5,938,961.90
CAPITAL OUTLAY - PROPERTY		\$1,830.10	\$0.00	\$116,946.46	\$5,822,148.08	\$0.00	\$5,940,924.64
GRAND TOTALS		\$87,768,484.63	\$44,225,414.57	\$21,383,237.87	\$28,001,299.45	\$5,998,758.50	\$187,377,195.02



SION - 54 Meadowood School

Object Code & Title	State Division Funding	Current Expense Local	Other State	Other Local	Federal	Total
4 Principal	\$56,110.52	\$55,774.64	\$0.00	\$0.00	\$0.00	\$111,885.16
10 Teachers	\$557,837.79	\$1,157,401.61	\$25,958.03	\$0.00	\$0.00	\$1,741,197.43
14 Psychologists	\$26,884.20	\$17,476.90	\$0.00	\$0.00	\$0.00	\$44,361.10
28 Paraprofessionals	\$766,067.41	\$891,569.40	\$1,168.52	\$51.73	\$0.00	\$1,658,857.06
34 Nurse/Hygienists	\$3,271.38	\$11,811.10	\$0.00	\$4,928.88	\$0.00	\$20,011.36
40 Custodial/Maintenance Employees	\$68,321.21	\$31,222.26	\$938.27	\$0.00	\$0.00	\$100,481.74
41 Clerical Schools	\$30,235.92	\$14,481.12	\$603.38	\$0.00	\$0.00	\$45,320.42
48 Bus Drivers - Regular Trips	\$0.00	\$22,100.75	\$245,812.86	\$0.00	\$0.00	\$267,913.61
49 Bus Aides	\$0.00	\$25,285.27	\$207,057.78	\$0.00	\$0.00	\$232,343.05
50 Inservice Education Workshop	\$0.00	\$5,929.20	\$0.00	\$0.00	\$0.00	\$5,929.20
52 Substitute Teachers	\$0.00	\$3,102.98	\$0.00	\$0.00	\$0.00	\$3,102.98
53 Substitute Nurses	\$0.00	\$3,183.00	\$2,395.00	\$0.00	\$0.00	\$5,578.00
54 EPER Athletic Salaries	\$0.00	\$4,362.00	\$0.00	\$0.00	\$0.00	\$4,362.00
56 EPER Extra Curricular Activities	\$0.00	\$312.00	\$0.00	\$0.00	\$0.00	\$312.00
57 EPER Miscellaneous	\$0.00	\$6,670.05	\$2,146.91	\$0.00	\$0.00	\$8,816.96
158 Homebound Instruction	\$170.00	\$3,810.00	\$0.00	\$0.00	\$0.00	\$3,980.00
160 Summer School	\$110,282.58	\$90,591.26	\$12,647.81	\$0.00	\$0.00	\$213,521.65
175 Shift Differential Sal	(\$348.12)	(\$21.14)	\$0.00	\$0.00	\$0.00	(\$369.26)
181 Overtime Custodial	\$0.00	\$3,872.13	\$76.63	\$0.00	\$0.00	\$3,948.76
SALARIES	\$1,618,832.89	\$2,348,934.53	\$498,805.19	\$4,980.61	\$0.00	\$4,471,553.22
001 Pensions/Employer's Share	\$258,659.40	\$368,301.19	\$87,583.74	\$825.79	\$0.00	\$715,370.12
002 Health Insurance/Employer's Share	\$526,291.28	\$415,432.66	\$174,443.31	\$0.00	\$0.00	\$1,116,167.25
004 Group Life Insurance	\$384.95	\$8,561.47	\$245.63	\$0.00	\$0.00	\$9,192.05
005 Workers Compensation	\$26,186.65	\$38,242.69	\$9,359.16	\$82.19	\$0.00	\$73,870.69
006 Social Security/Employer's Share	\$97,293.76	\$143,934.06	\$33,591.26	\$308.09	\$0.00	\$275,127.17

SION - 54 Meadowood School

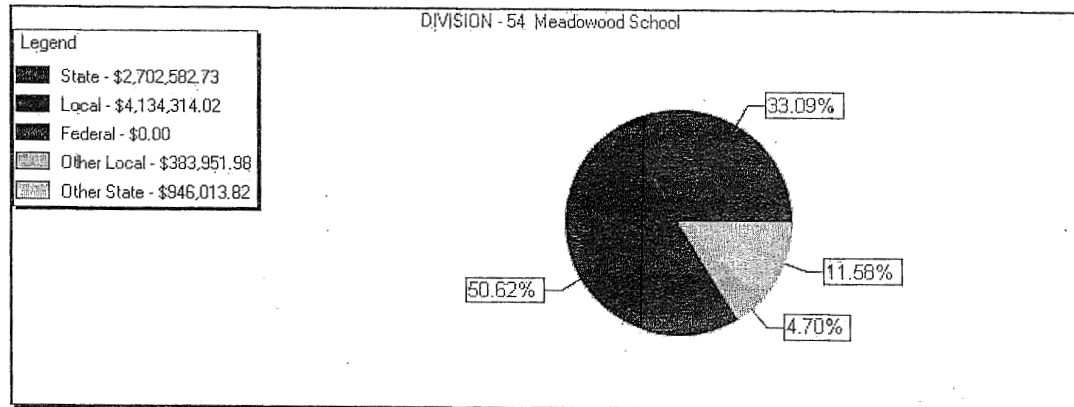
Object Code & Title	State Division Funding	Current Expense Local	Other State	Other Local	Federal	Total
09 Unemployment Insurance Benefits	\$2,741.06	\$3,823.00	\$1,021.15	\$8.46	\$0.00	\$7,593.67
10 Prescription Plan	\$0.00	\$71.09	\$3.88	\$0.00	\$0.00	\$74.97
11 Dental Plan	\$5,303.34	\$137,349.44	\$6,329.00	\$0.00	\$0.00	\$148,981.78
15 Disability Insurance	\$189.07	\$6,435.21	\$110.40	\$0.00	\$0.00	\$6,734.68
16 Medicare/Employer's Share	\$22,844.97	\$33,499.49	\$8,117.22	\$72.04	\$0.00	\$64,533.72
19 Flex Credit	\$763.92	\$14,697.02	\$802.92	\$0.00	\$0.00	\$16,263.86
20	\$15.44	\$104.50	\$0.02	\$0.00	\$0.00	\$119.96
21	\$0.00	\$2,534.00	\$0.00	\$0.00	\$0.00	\$2,534.00
OTHER EMPLOYMENT COSTS	\$940,673.84	\$1,172,985.82	\$321,607.69	\$1,296.57	\$0.00	\$2,436,563.92
00 In-State Travel	\$2,587.70	\$90.40	\$0.00	\$844.20	\$0.00	\$3,522.30
TRAVEL	\$2,587.70	\$90.40	\$0.00	\$844.20	\$0.00	\$3,522.30
00 Professional Services	\$6,617.15	\$20.00	\$8,499.81	\$38,117.51	\$0.00	\$53,254.47
010 Medical/ Related Services	\$24,776.05	\$255,270.05	\$580.00	\$194,931.97	\$0.00	\$475,558.07
015 Therapists	\$0.00	\$137,910.00	\$0.00	\$94,877.25	\$0.00	\$232,787.25
053 Educational Management Consultants	\$0.00	\$24,795.00	\$0.00	\$0.00	\$0.00	\$24,795.00
061 Temporary Employment Services	\$0.00	\$0.00	\$2,641.91	\$0.00	\$0.00	\$2,641.91
077 Exterminator	\$40.00	\$72.00	\$0.00	\$0.00	\$0.00	\$112.00
101 Postage	\$936.73	\$0.00	\$0.00	\$12.51	\$0.00	\$949.24
111 Telephone Services	\$6,159.85	\$11,178.61	\$1,115.14	\$796.88	\$0.00	\$19,250.48
201 Water and Sewer	\$0.00	\$5,503.93	\$325.00	\$2,927.91	\$0.00	\$8,756.84
203 Electricity	\$26,000.00	\$177.88	\$0.00	\$64.03	\$0.00	\$26,241.91
211 Heat by Natural Gas	\$16,000.00	\$13.28	\$0.00	\$0.00	\$0.00	\$16,013.28
214 Heat by Oil	\$0.00	\$3,837.55	\$225.00	\$0.00	\$0.00	\$4,062.55
402 Buildings- Office Space	\$6,401.00	\$27,086.00	\$32,290.00	\$806.00	\$0.00	\$66,583.00

310N - 54 Meadowood School

Object Code & Title	State Division Funding	Current Expense Local	Other State	Other Local	Federal	Total
16	\$0.00	\$232.91	\$0.00	\$0.00	\$0.00	\$232.91
11 PhotoCopier Equipment	\$0.00	\$3,244.89	\$0.00	\$0.00	\$0.00	\$3,244.89
13 Other Office Machines and Equipment Rental	\$217.56	\$1,137.00	\$142.20	\$110.65	\$0.00	\$1,607.41
25 Regular Pupil Transportation	\$0.00	\$9,442.51	\$22,039.56	\$5,404.00	\$0.00	\$36,886.07
27 Curriculum Trips	\$0.00	\$7,835.00	\$0.00	\$835.00	\$0.00	\$8,670.00
70	\$0.00	\$17.50	\$0.00	\$0.00	\$0.00	\$17.50
00 Buildings/Grounds Repair	\$0.00	\$892.64	\$0.00	\$0.00	\$0.00	\$892.64
06 Custodial Services Office/Building/Grounds	\$0.00	\$2,043.08	\$0.00	\$0.00	\$0.00	\$2,043.08
07 Maintenance Agreements	\$824.62	\$670.00	\$0.00	\$0.00	\$0.00	\$1,494.62
10 Equipment Repair	\$0.00	\$93.95	\$30.00	\$2,705.04	\$0.00	\$2,828.99
22 Station Wagons and Vans	\$0.00	\$3,440.63	\$0.00	\$0.00	\$0.00	\$3,440.63
42 Trash Removal - Container	\$0.00	\$3,410.16	\$0.00	\$2,007.62	\$0.00	\$5,417.78
44 Alarm and Signal Systems	\$1,221.77	\$3,288.77	\$0.00	\$4,307.86	\$0.00	\$8,818.40
35 Dry Cleaning/Laundry Services	\$0.00	\$336.36	\$1,050.00	\$0.00	\$0.00	\$1,386.36
343 Food Service - Other	\$0.00	\$10,828.91	\$0.00	\$0.00	\$0.00	\$10,828.91
CONTRACTUAL SERVICES	\$89,194.73	\$512,778.61	\$68,938.62	\$347,904.23	\$0.00	\$1,018,816.19
000 Office Supplies	\$1,304.70	\$259.01	\$998.18	\$198.10	\$0.00	\$2,759.99
140 Custodial Supplies	\$85.00	\$0.00	\$176.34	\$0.00	\$0.00	\$261.34
145 Computer Supplies	\$2,500.85	\$215.31	\$30.60	\$0.00	\$0.00	\$2,746.76
150 Instructional Supplies	\$35,729.10	\$3,829.54	\$3,285.84	\$491.56	\$0.00	\$43,336.04
151 Subscriptions	\$0.00	\$0.00	\$0.00	\$113.40	\$0.00	\$113.40
163 Medical Supplies/Medicines/Health Aids	\$2,419.16	\$61.24	\$30.45	\$0.00	\$0.00	\$2,510.85
171 Gasoline	\$1,631.51	\$78,500.00	\$19,708.66	\$296.08	\$0.00	\$100,136.25
174 Gas	\$3,416.04	\$4,069.30	\$0.00	\$0.00	\$0.00	\$7,485.34
3210 Vehicle Materials	\$3,355.52	\$12,407.53	\$32,432.25	\$27,667.78	\$0.00	\$75,863.08

DIVISION - 54 Meadowood School

Object Code & Title	State Division Funding	Current Expense Local	Other State	Other Local	Federal	Total
220 Maintenance and Building Materials	\$761.69	\$182.73	\$0.00	\$159.45	\$0.00	\$1,103.87
UPPLIES AND MATERIALS	\$51,203.57	\$99,524.66	\$56,662.32	\$28,926.37	\$0.00	\$236,316.92
300 Computers	\$90.00	\$0.00	\$0.00	\$0.00	\$0.00	\$90.00
APITAL OUTLAY - PROPERTY	\$90.00	\$0.00	\$0.00	\$0.00	\$0.00	\$90.00
GRAND TOTALS	\$2,702,582.73	\$4,134,314.02	\$946,013.82	\$383,951.98	\$0.00	\$8,166,862.55



SION - 58 Intensive Learning Center-Red Clay

Object Code & Title	State Division Funding	Current Expense Local	Other State	Other Local	Federal	Total
4 Principal	\$141,228.12	\$51,215.57	\$5,775.48	\$0.00	\$0.00	\$198,219.17
6 Assistant Principals	\$85,372.17	\$62,468.06	\$0.00	\$0.00	\$0.00	\$147,840.23
18 Coordinators	\$6,953.64	\$0.00	\$0.00	\$0.00	\$0.00	\$6,953.64
20 Teachers	\$1,218,529.31	\$1,550,147.39	\$71,634.72	\$16,803.78	\$0.00	\$2,857,115.20
28 Paraprofessionals	\$1,004,177.87	\$258,183.96	\$5,476.34	\$0.00	\$0.00	\$1,267,838.17
34 Nurse/Hygienists	\$0.00	\$14,403.24	\$0.00	\$9,602.16	\$0.00	\$24,005.40
38 Clerical - Support Services	\$4,836.93	\$1,772.54	\$0.00	\$0.00	\$0.00	\$6,609.47
40 Custodial/Maintenance Employees	\$171,732.51	\$75,587.82	\$3,983.52	\$0.00	\$0.00	\$251,303.85
41 Clerical Schools	\$95,010.88	\$38,755.06	\$2,400.58	\$0.00	\$0.00	\$136,166.52
48 Bus Drivers - Regular Trips	\$0.00	\$36,877.82	\$128,784.18	\$0.00	\$0.00	\$165,662.00
49 Bus Aides	\$0.00	\$29,017.37	\$96,513.92	\$0.00	\$0.00	\$125,531.29
52 Substitute Teachers	\$2,122.40	\$58,828.50	\$0.00	\$0.00	\$0.00	\$60,950.90
53 Substitute Nurses	\$0.00	\$648.75	\$0.00	\$0.00	\$0.00	\$648.75
56 EPER Extra Curricular Activities	\$0.00	\$14,170.95	\$0.00	\$0.00	\$0.00	\$14,170.95
57 EPER Miscellaneous	\$975.00	\$10,541.80	\$0.00	\$0.00	\$0.00	\$11,516.80
58 Homebound Instruction	\$0.00	\$7,947.83	\$0.00	\$0.00	\$0.00	\$7,947.83
75 Shift Differential Sal	\$0.00	\$4,307.15	\$369.18	\$0.00	\$0.00	\$4,676.33
180 Overtime Clerical	\$0.00	(\$531.14)	\$0.00	\$0.00	\$0.00	(\$531.14)
181 Overtime Custodial	(\$345.10)	\$9,206.82	\$0.00	\$0.00	\$0.00	\$8,861.72
ALARIES	\$2,730,593.73	\$2,223,549.49	\$314,937.92	\$26,405.94	\$0.00	\$5,295,487.08
101 Pensions/Employer's Share	\$431,828.40	\$376,127.02	\$51,491.88	\$5,572.14	\$0.00	\$865,019.44
102 Health Insurance/Employer's Share	\$776,149.44	\$315,905.12	\$112,492.42	\$4,479.96	\$0.00	\$1,209,026.94
104 Group Life Insurance	\$520.64	\$13,298.87	\$481.81	\$0.00	\$0.00	\$14,301.32
105 Workers Compensation	\$42,848.70	\$38,220.33	\$5,543.85	\$554.54	\$0.00	\$87,167.42
106 Social Security/Employer's Share	\$163,969.85	\$145,293.88	\$13,423.74	\$1,935.36	\$0.00	\$324,622.83

ISION - 58 Intensive Learning Center-Red Clay

Subject Code & Title	State Division Funding	Current Expense Local	Other State	Other Local	Federal	Total
09 Unemployment Insurance Benefits	\$4,387.23	\$3,899.20	\$614.08	\$65.28	\$0.00	\$8,965.79
10 Prescription Plan	\$0.00	\$12.31	\$0.00	\$0.00	\$0.00	\$12.31
11 Dental Plan	\$7,057.32	\$161,803.86	\$6,039.15	\$0.00	\$0.00	\$174,900.33
15 Disability Insurance	\$542.15	\$8,537.78	\$42.80	\$0.00	\$0.00	\$9,122.73
16 Medicare/Employer's Share	\$38,614.67	\$34,020.02	\$3,277.25	\$452.63	\$0.00	\$76,364.57
19 Flex Credit	\$1,452.24	\$15,486.49	\$335.14	\$0.00	\$0.00	\$17,273.87
20	\$0.16	\$88.60	\$0.05	\$0.00	\$0.00	\$88.81
21	\$0.00	\$6,786.90	\$0.00	\$0.00	\$0.00	\$6,786.90
OTHER EMPLOYMENT COSTS	\$1,467,370.80	\$1,119,480.38	\$193,742.17	\$13,059.91	\$0.00	\$2,793,653.26
00 In-State Travel	\$307.20	\$52.80	\$0.00	\$28.00	\$0.00	\$388.00
TRAVEL	\$307.20	\$52.80	\$0.00	\$28.00	\$0.00	\$388.00
00 Professional Services	\$145.00	\$266,768.53	\$12,032.97	\$8,119.38	\$0.00	\$287,065.88
10 Medical/ Related Services	\$21,555.50	\$11,880.81	\$195.00	\$190,203.26	\$0.00	\$223,834.57
15 Therapists	\$7,448.00	\$301,806.74	\$0.00	\$70,422.75	\$0.00	\$379,677.49
161 Temporary Employment Services	\$0.00	\$0.00	\$15,238.53	\$0.00	\$0.00	\$15,238.53
177 Exterminator	\$269.00	\$169.00	\$0.00	\$0.00	\$0.00	\$438.00
01 Postage	\$2,084.76	\$683.64	\$0.00	\$111.23	\$0.00	\$2,879.63
11 Telephone Services	\$6,728.46	\$12,182.62	\$2,212.59	\$2,198.36	\$0.00	\$23,322.03
101 Water and Sewer	\$0.00	\$6,927.46	\$375.00	\$3,371.95	\$0.00	\$10,674.41
103 Electricity	\$71,332.00	\$9,481.33	\$0.00	\$4,853.21	\$0.00	\$85,666.54
111 Heat by Natural Gas	\$46,500.00	\$34,261.73	\$0.00	\$797.48	\$0.00	\$81,559.21
114 Heat by Oil	\$0.00	\$0.00	\$2,708.37	\$0.00	\$0.00	\$2,708.37
102 Buildings- Office Space	\$426.10	\$0.00	\$15,500.00	\$0.00	\$0.00	\$15,926.10
106	\$0.00	\$1,300.00	\$0.00	\$0.00	\$0.00	\$1,300.00

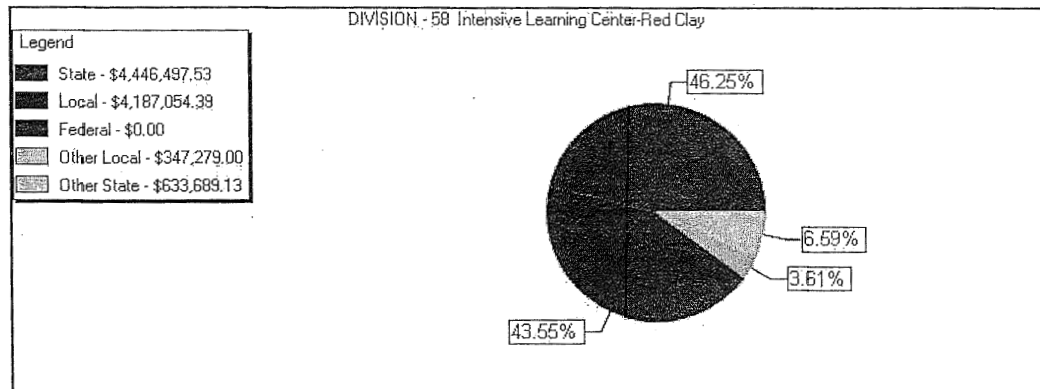
SION - 58 Intensive Learning Center-Red Clay

Object Code & Title	State Division Funding	Current Expense Local	Other State	Other Local	Federal	Total
1 PhotoCopier Equipment	\$11,620.53	\$0.00	\$0.00	\$0.00	\$0.00	\$11,620.53
13 Other Office Machines and Equipment Rental	\$437.95	\$368.05	\$190.63	\$569.25	\$0.00	\$1,565.88
25 Regular Pupil Transportation	\$0.00	\$130.00	\$0.00	\$0.00	\$0.00	\$130.00
27 Curriculum Trips	\$0.00	\$0.00	\$0.00	\$12.00	\$0.00	\$12.00
30 Buildings/Grounds Repair	\$532.80	\$197.50	\$0.00	\$0.00	\$0.00	\$730.30
36 Custodial Services Office/Building/Grounds	\$0.00	\$132.21	\$1,420.68	\$0.00	\$0.00	\$1,552.89
37 Maintenance Agreements	\$0.00	\$4,681.73	\$0.00	\$0.00	\$0.00	\$4,681.73
10 Equipment Repair	\$1,409.05	\$3,003.00	\$31.27	\$0.00	\$0.00	\$4,443.32
24	\$0.00	\$0.00	\$13,000.00	\$0.00	\$0.00	\$13,000.00
42 Trash Removal - Container	\$567.81	\$4,376.60	\$0.00	\$2,331.37	\$0.00	\$7,275.78
44 Alarm and Signal Systems	\$11,375.23	\$6,846.53	\$0.00	\$5,715.02	\$0.00	\$23,936.78
00 Printing	\$0.00	\$699.87	\$0.00	\$0.00	\$0.00	\$699.87
35 Dry Cleaning/Laundry Services	\$0.00	\$0.00	\$1,750.00	\$0.00	\$0.00	\$1,750.00
47 Student Body Activity	\$1,166.70	\$0.00	\$0.00	\$0.00	\$0.00	\$1,166.70
CONTRACTUAL SERVICES	\$183,598.89	\$665,897.35	\$64,655.04	\$288,705.26	\$0.00	\$1,202,856.54
300 Office Supplies	\$25,475.24	\$1,971.79	\$4,201.68	\$1,223.91	\$0.00	\$32,872.62
370	\$0.00	\$23,281.07	\$0.00	\$0.00	\$0.00	\$23,281.07
388	\$1,262.75	\$2,333.60	\$0.00	\$0.00	\$0.00	\$3,596.35
111 Food - Institutional	\$0.00	\$700.00	\$0.00	\$30.95	\$0.00	\$730.95
140 Custodial Supplies	\$69.16	\$43.52	\$246.58	\$0.00	\$0.00	\$359.26
145 Computer Supplies	\$662.47	\$114.16	\$17.00	\$2,482.12	\$0.00	\$3,275.75
150 Instructional Supplies	\$34,684.12	\$64,918.49	\$15,687.56	\$6,544.40	\$0.00	\$121,834.57
151 Subscriptions	\$408.65	\$0.00	\$0.00	\$0.00	\$0.00	\$408.65
153 Manuals and Test Materials	\$249.55	\$0.00	\$0.00	\$0.00	\$0.00	\$249.55
163 Medical Supplies/Medicines/Health Aids	\$558.76	\$0.00	\$50.75	\$0.00	\$0.00	\$609.51

Data Service Center

SION - 58 Intensive Learning Center-Red Clay

Object Code & Title	State Division Funding	Current Expense Local	Other State	Other Local	Federal	Total
1 Gasoline	\$0.00	\$49,074.73	\$19,270.39	\$4,205.70	\$0.00	\$72,550.82
4 Gas	\$0.00	\$558.67	\$0.00	\$0.00	\$0.00	\$558.67
10 Vehicle Materials	\$1,162.45	\$34,568.34	\$20,880.04	\$4,592.81	\$0.00	\$61,203.64
20 Maintenance and Building Materials	\$93.76	\$0.00	\$0.00	\$0.00	\$0.00	\$93.76
PLIES AND MATERIALS	\$64,626.91	\$177,564.37	\$60,354.00	\$19,079.89	\$0.00	\$321,625.17
30 Computers	\$0.00	\$510.00	\$0.00	\$0.00	\$0.00	\$510.00
PITAL OUTLAY - PROPERTY	\$0.00	\$510.00	\$0.00	\$0.00	\$0.00	\$510.00
GRAND TOTALS	\$4,446,497.53	\$4,187,054.39	\$633,689.13	\$347,279.00	\$0.00	\$9,614,520.05



AL ALL DIVISIONS

ject Code & Title	State Division Funding	Current Expense Local	Other State	Other Local	Federal	Total
1 Chief School Officer	\$96,793.25	\$68,360.42	\$6,170.54	\$0.00	\$0.00	\$171,324.21
15 Assistant Superintendent	\$260,978.87	\$136,066.18	\$15,178.68	\$0.00	\$0.00	\$412,223.73
16 Directors - Administration	\$130,573.90	\$106,301.51	\$8,383.92	\$0.00	\$0.00	\$245,259.33
17 Directors - Instruction	\$301,067.30	\$177,056.82	\$15,992.84	\$0.00	\$130,852.35	\$624,969.31
18 Admin Assistant - Executive	\$71,237.37	\$19,567.35	\$0.00	\$0.00	\$0.00	\$90,804.72
10 Supervisors- Instruction	\$295,300.24	\$175,700.74	\$67,192.85	\$11,276.38	\$52,000.00	\$601,470.21
11 Supervisors- Support Services	\$442,347.46	\$189,468.26	\$27,951.61	\$80,383.91	\$31,724.70	\$771,875.94
12 Specialist- Support Services	\$598,712.50	\$270,013.02	\$81,029.90	\$221,244.07	\$22,906.65	\$1,193,906.14
13 Specialist-Transportation	\$0.00	\$50,572.30	\$211,568.81	\$0.00	\$0.00	\$262,141.11
14 Principal	\$1,756,948.23	\$1,053,215.55	\$187,869.81	\$0.00	\$12,920.55	\$3,010,954.14
16 Assistant Principals	\$1,551,084.00	\$1,138,574.92	\$102,248.22	\$0.00	\$0.00	\$2,791,907.14
17 Specialists- Maintenance	\$138.11	\$0.00	\$0.00	\$0.00	\$0.00	\$138.11
18 Coordinators	\$6,953.64	\$0.00	\$26,445.97	\$54,258.61	\$28,987.80	\$116,646.02
19 Guidance Counselors	\$0.00	\$0.00	\$23,587.07	\$0.00	\$3,534.30	\$27,121.37
20 Teachers	\$41,516,401.83	\$15,925,519.18	\$1,709,438.59	\$1,138,801.50	\$1,552,853.83	\$61,843,014.93
22 Visiting Teachers	\$141,724.22	\$72,791.41	\$3,296.03	\$0.00	\$0.00	\$217,811.66
24 Psychologists	\$298,439.59	\$147,981.56	\$4,104.16	\$0.00	\$10,017.87	\$460,543.18
25 Related Services Teachers	\$43,283.21	\$7,334.76	\$3,436.96	\$598.59	\$0.00	\$54,653.52
26 Speech and Hearing	\$354,974.05	\$152,130.05	\$8,577.84	\$0.00	\$0.00	\$515,681.94
28 Paraprofessionals	\$1,831,373.35	\$1,160,599.58	\$114,835.05	\$118,994.47	\$479,557.37	\$3,705,359.82
30 Driver Education	\$343,434.81	\$161,928.89	\$6,798.57	\$0.00	\$0.00	\$512,162.27
32 Driver Education - Non Public	\$0.00	(\$533.80)	\$0.00	\$1,200.00	\$0.00	\$666.20
134 Nurse/Hygienists	\$1,007,673.30	\$354,245.18	\$26,200.88	\$269,894.28	\$0.00	\$1,658,013.64
137 Therapists	\$0.00	\$0.00	\$0.00	\$1,287.00	\$0.00	\$1,287.00
138 Clerical - Support Services	\$1,445,581.77	\$689,390.62	\$198,660.75	\$119,359.96	\$33,953.94	\$2,486,947.04
140 Custodial/Maintenance Employees	\$4,748,168.86	\$2,226,179.75	\$156,986.74	\$202,673.74	\$0.00	\$7,334,009.09

AL ALL DIVISIONS

Subject Code & Title	State Division Funding	Current Expense Local	Other State	Other Local	Federal	Total
11 Clerical Schools	\$1,067,813.49	\$415,999.17	\$19,347.61	\$6,709.35	\$458.40	\$1,510,328.02
13 Cafeteria Substitute	\$0.00	\$0.00	\$0.00	\$114,207.90	\$0.00	\$114,207.90
14 Cafeteria Manager	\$395,872.84	\$0.00	\$0.00	\$144,106.09	\$0.00	\$539,978.93
15 Cafeteria Workers	\$1,101,435.90	\$0.00	\$0.00	\$603,353.42	\$0.00	\$1,704,789.32
16 Transportation Supervisors	\$60,453.78	\$32,358.80	\$135,740.31	\$0.00	\$0.00	\$228,552.89
18 Bus Drivers - Regular Trips	\$0.00	\$448,121.52	\$666,975.17	\$0.00	\$0.00	\$1,115,096.69
19 Bus Aides	\$0.00	\$106,336.49	\$433,327.15	\$0.00	\$0.00	\$539,663.64
20 Inservice Education Workshop	\$0.00	\$6,969.45	\$0.00	\$1,690.00	\$0.00	\$8,659.45
22 Substitute Teachers	\$117,912.62	\$505,079.93	\$76,179.95	\$804.68	\$3,082.66	\$703,059.84
23 Substitute Nurses	\$260.00	\$20,349.21	\$2,395.00	\$0.00	\$0.00	\$23,004.21
24 EPER Athletic Salaries	\$1,581.00	\$469,988.13	\$0.00	\$19,045.70	\$0.00	\$490,614.83
26 EPER Extra Curricular Activities	\$6,115.74	\$464,412.10	\$18,226.04	\$12,867.32	\$80.00	\$501,701.20
27 EPER Miscellaneous	\$61,324.88	\$139,547.73	\$139,221.50	\$50,276.46	\$209,268.25	\$599,638.82
28 Homebound Instruction	\$170.00	\$12,522.83	\$27.00	\$962.50	\$32,126.50	\$45,808.83
30 Summer School	\$138,130.47	\$108,196.50	\$35,765.14	\$91,975.10	\$0.00	\$374,067.21
32 Evening School	\$0.00	\$0.00	\$205,280.74	\$24,785.14	\$20,893.95	\$250,959.83
34 Bldg Grounds Supervisor	\$67,925.06	\$34,292.36	\$1,473.64	\$0.00	\$0.00	\$103,691.06
36 Co-Op Work Study	\$9,177.26	\$79,602.16	\$2,166.00	\$0.00	\$0.00	\$90,945.42
38 Substitute Custodial	\$22,396.55	\$119,317.78	\$2,272.80	\$0.00	\$0.00	\$143,987.13
40 Shift Differential Sal	\$3,184.63	\$28,168.20	\$429.16	\$1,019.04	\$0.00	\$32,801.03
42 Overtime Clerical	\$1,932.47	\$5,790.85	\$173.86	\$9,891.89	\$0.00	\$17,789.07
44 Overtime Custodial	(\$25,150.04)	\$182,050.83	\$1,490.25	\$80,378.15	\$0.00	\$238,769.19
46	\$0.00	\$733.31	\$0.00	\$93,853.95	\$0.00	\$94,587.26
ALARIES	\$60,273,726.51	\$27,462,301.60	\$4,746,447.11	\$3,475,899.20	\$2,625,219.12	\$98,583,593.54
001 Pensions/Employer's Share	\$9,390,394.20	\$4,828,176.43	\$678,609.29	\$526,606.71	\$390,283.77	\$15,814,070.40

AL ALL DIVISIONS

Object Code & Title	State Division Funding	Current Expense Local	Other State	Other Local	Federal	Total
02 Health Insurance/Employer's Share	\$13,792,381.39	\$1,809,138.12	\$692,670.05	\$172,300.39	\$405,123.27	\$16,871,613.22
04 Group Life Insurance	\$15,618.07	\$230,537.26	\$6,235.07	\$14,484.03	\$5,154.98	\$272,029.41
05 Workers Compensation	\$951,008.11	\$508,674.22	\$67,947.64	\$58,870.98	\$43,957.90	\$1,630,458.85
06 Social Security/Employer's Share	\$3,515,723.18	\$1,842,260.07	\$278,204.43	\$217,642.49	\$163,476.13	\$6,017,306.30
09 Unemployment Insurance Benefits	\$97,599.54	\$52,209.00	\$7,002.32	\$6,046.52	\$4,502.97	\$167,360.35
10 Prescription Plan	\$0.00	\$275.33	\$3.88	\$0.00	\$0.00	\$279.21
11 Dental Plan	\$132,451.49	\$2,042,323.94	\$98,759.77	\$171,124.87	\$51,892.95	\$2,496,553.02
12 Blood Bank	\$0.00	\$124.74	\$0.00	\$0.00	\$0.00	\$124.74
15 Disability Insurance	\$9,003.01	\$187,136.38	\$2,992.99	\$8,403.23	\$3,520.23	\$211,055.84
16 Medicare/Employer's Share	\$831,368.52	\$455,157.71	\$48,324.47	\$51,166.58	\$38,460.02	\$1,424,477.30
19 Flex Credit	\$18,884.31	\$184,375.32	\$2,944.55	\$30,179.05	\$6,381.83	\$242,765.06
20	\$258.56	\$936.76	\$36.01	\$37.26	\$0.03	\$1,268.62
21	\$0.00	\$87,185.09	\$0.00	\$0.00	\$0.00	\$87,185.09
OTHER EMPLOYMENT COSTS	\$28,754,690.38	\$12,228,510.37	\$1,883,730.47	\$1,256,862.11	\$1,112,754.08	\$45,236,547.41
01 Debt Service/Interest	\$0.00	\$0.00	\$1,325,877.26	\$3,406,168.05	\$0.00	\$4,732,045.31
02 Debt Service/Principal	\$0.00	\$0.00	\$4,651,398.51	\$4,850,405.00	\$0.00	\$9,501,803.51
03 Tuition Reimbursements	\$0.00	\$65,882.95	\$132,943.00	\$0.00	\$0.00	\$198,825.95
04 Tuition - In- State Public Schools	\$0.00	\$3,342,751.08	\$566,296.00	\$3,514,923.15	\$0.00	\$7,423,970.23
05 Tuition - Out of State or Private	\$0.00	\$0.00	\$292,582.02	\$450,626.20	\$0.00	\$743,208.22
GOVERNMENT SERVICES	\$0.00	\$3,408,634.03	\$6,969,096.79	\$12,222,122.40	\$0.00	\$22,599,853.22
00 In-State Travel	\$8,306.58	\$19,103.13	\$3,311.00	\$8,634.74	\$7,421.87	\$46,777.32
100 Out-of-State Travel	\$1,326.18	\$2,796.03	\$14,170.76	\$4,479.91	\$21,947.05	\$44,719.93
RAVEL	\$9,632.76	\$21,899.16	\$17,481.76	\$13,114.65	\$29,368.92	\$91,497.25

DTAL ALL DIVISIONS

Object Code & Title	State Division Funding	Current Expense Local	Other State	Other Local	Federal	Total
000 Professional Services	\$128,409.76	\$2,030,966.32	\$789,555.05	\$718,935.56	\$850,481.49	\$4,518,348.18
007 Construction Manager	\$0.00	\$55,760.55	\$0.00	\$0.00	\$0.00	\$55,760.55
008 Inspection Fees	\$81.50	\$250.00	\$0.00	\$735.00	\$0.00	\$1,066.50
010 Medical/ Related Services	\$56,353.44	\$272,586.66	\$497,232.50	\$797,291.33	\$0.00	\$1,623,463.93
015 Therapists	\$7,448.00	\$445,293.74	\$77,937.00	\$165,300.00	\$120,484.50	\$816,463.24
020 Legal Services	\$169.92	\$385,814.19	\$0.00	\$21,105.49	\$0.00	\$407,089.60
030 Professional Negotiators	\$0.00	\$810.00	\$0.00	\$5,787.30	\$0.00	\$6,597.30
043 Auditors	\$0.00	\$26,057.00	\$0.00	\$568.00	\$0.00	\$26,625.00
051 Educational Consultants - Individual	\$2,000.00	\$68,651.14	\$750.00	\$19,895.00	\$77,500.00	\$168,796.14
052 Educational Consultants - Company	\$9,150.00	\$186.00	\$22,680.00	\$3,025.13	\$15,986.72	\$51,027.85
053 Educational Management Consultants	\$0.00	\$24,795.00	\$0.00	\$0.00	\$0.00	\$24,795.00
054 Interpreters	\$0.00	\$5,000.00	\$30,001.21	\$0.00	\$4,574.13	\$39,575.34
061 Temporary Employment Services	\$1,325.10	\$304,504.38	\$635,859.64	\$5,373.29	\$44,030.07	\$991,092.48
065	\$0.00	\$74.00	\$0.00	\$0.00	\$1,278.05	\$1,352.05
074 Outside Computer Services - N-State Agenices	\$1,119.00	\$1,338.78	\$13,994.00	\$0.00	\$0.00	\$16,451.78
075 Computer Consulting Services	\$0.00	\$2,300.00	\$0.00	\$0.00	\$0.00	\$2,300.00
077 Exterminator	\$6,903.00	\$5,622.00	\$0.00	\$5,180.00	\$0.00	\$17,705.00
089 Travel Expenses Allowed - N-State Employees	\$0.00	\$199.00	\$0.00	\$1,080.00	\$3,502.01	\$4,781.01
092 Athletic Officials	\$67,244.00	\$44,828.00	\$0.00	\$6,495.00	\$0.00	\$118,567.00
093 Contracted Labor	\$0.00	\$38,081.73	\$0.00	\$9,978.00	\$1,815.00	\$49,874.73
097 Contracts - State Agencies	\$0.00	\$0.00	\$0.00	\$0.00	\$3,000.00	\$3,000.00
099	\$0.00	\$13,045.80	\$0.00	\$0.00	\$0.00	\$13,045.80
101 Postage	\$50,112.95	\$67,097.74	\$8,826.66	\$12,656.36	\$216.88	\$138,910.59
111 Telephone Services	\$138,587.57	\$242,902.98	\$22,855.25	\$100,343.97	\$1,135.52	\$505,825.29
112	\$1.48	\$0.00	\$0.00	\$53,166.08	\$0.00	\$53,167.56
125 Telecommunication Equipment	\$512.13	\$512.13	\$0.00	\$0.00	\$0.00	\$1,024.26

Data Service Center

AL ALL DIVISIONS

Object Code & Title	State Division Funding	Current Expense Local	Other State	Other Local	Federal	Total
01 Water and Sewer	\$65,366.58	\$268,318.45	\$1,043.58	\$133,042.01	\$0.00	\$467,770.62
03 Electricity	\$2,092,314.00	\$786,415.93	\$0.00	\$84,364.77	\$0.00	\$2,963,094.70
11 Heat by Natural Gas	\$662,500.00	\$642,498.62	\$0.00	\$4,219.22	\$0.00	\$1,309,217.84
12 Heat/Cook by Propane Gas	\$0.00	\$12,134.04	\$0.00	\$0.00	\$0.00	\$12,134.04
14 Heat by Oil	\$0.00	\$13,671.54	\$2,933.37	\$0.00	\$0.00	\$16,604.91
23 Insurance	\$28,121.00	\$0.00	\$690.00	\$460.00	\$0.00	\$29,271.00
33 General Comprehensive Liability	\$0.00	\$0.00	\$15.00	\$0.00	\$0.00	\$15.00
34	\$0.00	\$201,110.00	\$0.00	\$0.00	\$0.00	\$201,110.00
401 Buildings other than Office SP	\$15,982.00	\$3,234.50	\$11,232.00	\$8,248.00	\$0.00	\$38,696.50
402 Buildings- Office Space	\$234,976.03	\$510,297.82	\$82,975.44	\$74,309.09	\$0.00	\$902,558.38
406	\$463.58	\$4,580.89	\$812.90	\$561.95	\$0.00	\$6,419.32
411 PhotoCopier Equipment	\$320,314.60	\$60,953.49	\$8,640.21	\$51,706.54	\$527.37	\$442,142.21
413 Other Office Machines and Equipment Rental	\$5,836.32	\$9,472.00	\$11,931.96	\$7,316.27	\$0.00	\$34,556.55
423	\$0.00	\$980.00	\$0.00	\$0.00	\$0.00	\$980.00
425 Regular Pupil Transportation	\$4,170.00	\$23,119.76	\$5,338,160.03	\$71,978.90	\$1,771.00	\$5,439,199.69
426 Out-of-State Pupil Transportation	\$0.00	\$0.00	\$0.00	\$225.00	\$0.00	\$225.00
427 Curriculum Trips	\$0.00	\$8,495.00	\$30,000.00	\$4,649.81	\$260.00	\$43,404.81
428 After School Activity Transportation	\$0.00	\$29,397.30	\$212,405.15	\$48,060.60	\$0.00	\$289,863.05
429 Athletic Transportation	\$41,595.00	\$65,806.00	\$0.00	\$22,982.50	\$0.00	\$130,383.50
430 Cars - Common Van	\$0.00	\$0.00	\$132.49	\$0.00	\$0.00	\$132.49
438 Buildings/Ground Maintenance Equipment	\$519.20	\$0.00	\$3,573.12	\$2,382.08	\$0.00	\$6,474.40
440 Computer Rentals and Leases	\$0.00	\$64,446.31	\$20,356.44	\$0.00	\$0.00	\$84,802.75
446	\$301.58	\$1,253.25	\$81,901.10	\$0.00	\$4,322.00	\$87,777.93
447	\$0.00	\$70.49	\$0.00	\$31.62	\$0.00	\$102.11
5500 Buildings/Grounds Repair	\$76,895.77	\$56,510.06	\$336,733.94	\$292,809.06	\$0.00	\$762,948.83
5501 Buildings - Maintenance Only	\$2,075.20	\$3,465.00	\$32,924.40	\$21,949.60	\$0.00	\$60,414.20

Data Service Center

AL ALL DIVISIONS

Object Code & Title	State Division Funding	Current Expense Local	Other State	Other Local	Federal	Total
01 Water and Sewer	\$65,366.58	\$268,318.45	\$1,043.58	\$133,042.01	\$0.00	\$467,770.62
03 Electricity	\$2,092,314.00	\$786,415.93	\$0.00	\$84,364.77	\$0.00	\$2,963,094.70
11 Heat by Natural Gas	\$662,500.00	\$642,498.62	\$0.00	\$4,219.22	\$0.00	\$1,309,217.84
12 Heat/Cook by Propane Gas	\$0.00	\$12,134.04	\$0.00	\$0.00	\$0.00	\$12,134.04
14 Heat by Oil	\$0.00	\$13,671.54	\$2,933.37	\$0.00	\$0.00	\$16,604.91
23 Insurance	\$28,121.00	\$0.00	\$690.00	\$460.00	\$0.00	\$29,271.00
33 General Comprehensive Liability	\$0.00	\$0.00	\$15.00	\$0.00	\$0.00	\$15.00
34	\$0.00	\$201,110.00	\$0.00	\$0.00	\$0.00	\$201,110.00
401 Buildings other than Office SP	\$15,982.00	\$3,234.50	\$11,232.00	\$8,248.00	\$0.00	\$38,696.50
402 Buildings- Office Space	\$234,976.03	\$510,297.82	\$82,975.44	\$74,309.09	\$0.00	\$902,558.38
406	\$463.58	\$4,580.89	\$812.90	\$561.95	\$0.00	\$6,419.32
411 PhotoCopier Equipment	\$320,314.60	\$60,953.49	\$8,640.21	\$51,706.54	\$527.37	\$442,142.21
413 Other Office Machines and Equipment Rental	\$5,836.32	\$9,472.00	\$11,931.96	\$7,316.27	\$0.00	\$34,556.55
423	\$0.00	\$980.00	\$0.00	\$0.00	\$0.00	\$980.00
425 Regular Pupil Transportation	\$4,170.00	\$23,119.76	\$5,338,160.03	\$71,978.90	\$1,771.00	\$5,439,199.69
426 Out-of-State Pupil Transportation	\$0.00	\$0.00	\$0.00	\$225.00	\$0.00	\$225.00
427 Curriculum Trips	\$0.00	\$8,495.00	\$30,000.00	\$4,649.81	\$260.00	\$43,404.81
428 After School Activity Transportation	\$0.00	\$29,397.30	\$212,405.15	\$48,060.60	\$0.00	\$289,863.05
429 Athletic Transportation	\$41,595.00	\$65,806.00	\$0.00	\$22,982.50	\$0.00	\$130,383.50
430 Cars - Common Van	\$0.00	\$0.00	\$132.49	\$0.00	\$0.00	\$132.49
438 Buildings/Ground Maintenance Equipment	\$519.20	\$0.00	\$3,573.12	\$2,382.08	\$0.00	\$6,474.40
440 Computer Rentals and Leases	\$0.00	\$64,446.31	\$20,356.44	\$0.00	\$0.00	\$84,802.75
446	\$301.58	\$1,253.25	\$81,901.10	\$0.00	\$4,322.00	\$87,777.93
470	\$0.00	\$70.49	\$0.00	\$31.62	\$0.00	\$102.11
5500 Buildings/Grounds Repair	\$76,895.77	\$56,510.06	\$336,733.94	\$292,809.06	\$0.00	\$762,948.83
5501 Buildings - Maintenance Only	\$2,075.20	\$3,465.00	\$32,924.40	\$21,949.60	\$0.00	\$60,414.20

AL ALL DIVISIONS

Object Code & Title	State Division Funding	Current Expense Local	Other State	Other Local	Federal	Total
12 Grounds - Maint. Only Lawn Care	\$553.25	\$355.00	\$0.00	\$0.00	\$0.00	\$908.25
15 Building and Grounds Maintenance Equipment	\$3,371.22	\$0.00	\$0.00	\$0.00	\$0.00	\$3,371.22
16 Custodial Services Office/Building/Grounds	\$0.00	\$6,354.54	\$1,420.68	\$3,039.82	\$0.00	\$10,815.04
17 Maintenance Agreements	\$22,329.68	\$339,117.74	\$68,651.36	\$94,362.18	\$0.00	\$524,460.96
10 Equipment Repair	\$18,121.92	\$9,961.64	\$15,370.41	\$40,648.47	\$0.00	\$84,102.44
11 Maintenance Contracts - All Office Equipment	\$0.00	\$0.00	\$2,915.00	\$0.00	\$0.00	\$2,915.00
17 Repairs by Outside Vendor	\$5,336.00	\$17,242.81	\$4,619.41	\$3,659.64	\$0.00	\$30,857.86
21 Cars	\$10.00	\$2.59	\$0.00	\$0.00	\$0.00	\$12.59
22 Station Wagons and Vans	\$0.00	\$6,921.26	\$0.00	\$0.00	\$0.00	\$6,921.26
24	\$170.16	\$216.71	\$13,000.00	\$0.00	\$0.00	\$13,386.87
42 Trash Removal - Container	\$1,484.06	\$129,165.26	\$0.00	\$63,379.99	\$0.00	\$194,029.31
44 Alarm and Signal Systems	\$207,406.71	\$118,892.80	\$8,464.79	\$106,820.80	\$0.00	\$441,585.10
00 Printing	\$22,411.33	\$4,424.66	\$49.50	\$21,730.99	\$180.00	\$48,796.48
02 Licenses and Permits	\$475.00	\$75.00	\$0.00	\$0.00	\$12,000.00	\$12,550.00
03 Public Brochures - Promotional Materials	\$100.00	\$0.00	\$0.00	\$0.00	\$0.00	\$100.00
10 Advertising	\$7,041.24	\$8,988.17	\$488.16	\$16,982.42	\$0.00	\$33,499.99
131 Ath Conf Fees & Assoc Dues	\$38,420.60	\$35,059.67	\$11,309.00	\$20,620.19	\$14,203.13	\$119,612.59
134 Examination Cost/Fees	\$0.00	\$0.00	\$865.00	\$0.00	\$0.00	\$865.00
135 Dry Cleaning/Laundry Services	\$0.00	\$4,269.49	\$2,800.00	\$1,123.53	\$0.00	\$8,193.02
140 Commencement Costs Other than Speaker	\$0.00	\$0.00	\$90.84	\$545.10	\$0.00	\$635.94
143 Food Service - Other	\$413.00	\$13,050.35	\$0.00	\$0.00	\$330.82	\$13,794.17
145	\$0.00	\$228.02	\$0.00	\$0.00	\$0.00	\$228.02
147 Student Body Activity	\$2,034.57	\$33,841.00	\$36,779.60	\$1,692.56	\$59,392.46	\$133,740.19
148 Indirect Cost	\$0.00	\$0.00	\$0.00	\$2,288,128.50	\$799,820.35	\$3,087,948.85
160	\$0.00	\$272.68	\$0.00	\$27,808.00	\$0.00	\$28,080.68
167 Training	\$6,500.00	\$30,986.96	\$207.00	\$0.00	\$0.00	\$37,693.96

TAL ALL DIVISIONS

Object Code & Title	State Division Funding	Current Expense Local	Other State	Other Local	Federal	Total
CONTRACTUAL SERVICES	\$4,357,027.45	\$7,562,333.94	\$8,443,183.19	\$5,446,754.72	\$2,016,811.50	\$27,826,110.80
000 Office Supplies	\$215,250.58	\$114,964.96	\$33,372.07	\$44,989.64	\$5,778.46	\$414,355.71
004 Photocopier Supplies	\$3,970.49	\$5,633.91	\$94.94	\$2,659.76	\$0.00	\$12,359.10
011 Promotional Supplies	\$76.90	\$7,035.62	\$0.00	\$0.00	\$600.00	\$7,712.52
070	\$269.28	\$27,604.25	\$8,036.80	\$48,986.53	\$0.00	\$84,896.86
088	\$1,262.75	\$74,545.65	\$36,996.14	\$0.00	\$0.00	\$112,804.54
111 Food - Institutional	\$1,012.87	\$22,206.66	\$4,459.41	\$14,066.78	\$12,152.93	\$53,898.65
140 Custodial Supplies	\$90,006.58	\$67,573.19	\$422.92	\$69,540.27	\$0.00	\$227,542.96
145 Computer Supplies	\$102,068.24	\$212,118.86	\$114,081.21	\$14,417.36	\$58,385.10	\$501,070.77
150 Instructional Supplies	\$523,504.44	\$583,109.62	\$323,137.10	\$102,537.29	\$132,410.50	\$1,664,698.95
151 Subscriptions	\$11,141.66	\$6,676.18	\$30,458.01	\$187.29	\$77.50	\$48,540.64
153 Manuals and Test Materials	\$490.80	\$0.00	\$1,240.86	\$0.00	\$0.00	\$1,731.66
156 Audio/Visual	\$3,221.22	\$12,711.46	\$3,756.74	\$95.91	\$22.53	\$19,807.86
157 Textbooks	\$298,417.47	\$78,748.89	\$36,922.58	\$7,898.37	\$5,177.86	\$427,165.17
158 Technical/Reference Books	\$1,138.61	\$1,732.41	\$0.00	\$0.00	\$0.00	\$2,871.02
160 Library Books - Consumable	\$7,198.00	\$5,580.04	\$864.70	\$1,097.50	\$0.00	\$14,740.24
163 Medical Supplies/Medicines/Health Aids	\$23,871.26	\$2,873.05	\$81.20	\$1,686.79	\$0.00	\$28,512.30
6171 Gasoline	\$16,754.58	\$334,544.37	\$46,150.97	\$37,562.97	\$0.00	\$435,012.89
6174 Gas	\$3,416.04	\$53,657.91	\$3,605.42	\$0.00	\$0.00	\$60,679.37
6210 Vehicle Materials	\$17,663.91	\$157,554.18	\$103,389.13	\$48,222.89	\$0.00	\$326,830.11
6220 Maintenance and Building Materials	\$67,811.25	\$53,520.04	\$23,747.33	\$81,865.94	\$0.00	\$226,944.56
6230 Highway/Grounds Materials	\$140.00	\$1,325.00	\$0.00	\$0.00	\$0.00	\$1,465.00
6250 Athletic Supplies	\$121,631.97	\$35,701.85	\$4,334.40	\$16,326.44	\$0.00	\$177,994.66
6251 Commencement Supplies	\$373.50	\$1,192.60	\$1,012.65	\$809.88	\$0.00	\$3,388.63
SUPPLIES AND MATERIALS	\$1,510,692.40	\$1,860,610.70	\$776,164.58	\$492,951.61	\$214,604.88	\$4,855,024.17

/2008

YTD Total Expenditures and Encumbrances Report as of 06/30/2008

Page: 24

TAL ALL DIVISIONS

Object Code & Title	State Division Funding	Current Expense Local	Other State	Other Local	Federal	Total
002 Instructional Equipment	\$32.85	\$838.69	\$268.76	\$0.00	\$0.00	\$1,140.30
004 Athletic Equipment	\$2,588.19	\$0.00	\$0.00	\$2,677.66	\$0.00	\$5,265.85
010 General Equipment	\$689.25	\$1,144.49	\$0.00	\$0.00	\$0.00	\$1,833.74
110 Vehicles	\$0.00	\$0.00	\$9,621.70	\$0.00	\$0.00	\$9,621.70
200 Custodial/Maintenance Equipment	\$6,565.00	\$0.00	\$0.00	\$0.00	\$0.00	\$6,565.00
APITAL OUTLAY - EQUIPMENT	\$9,875.29	\$1,983.18	\$9,890.46	\$2,677.66	\$0.00	\$24,426.59
000 Land	\$1,830.10	\$0.00	\$0.00	\$132.64	\$0.00	\$1,962.74
301 Building Alterations	\$0.00	\$0.00	\$116,946.46	\$5,822,015.44	\$0.00	\$5,938,961.90
300 Computers	\$90.00	\$510.00	\$0.00	\$0.00	\$0.00	\$600.00
APITAL OUTLAY - PROPERTY	\$1,920.10	\$510.00	\$116,946.46	\$5,822,148.08	\$0.00	\$5,941,524.64
GRAND TOTALS	\$94,917,564.89	\$52,546,782.98	\$22,962,940.82	\$28,732,530.43	\$5,998,758.50	\$205,158,577.62

