

RED CLAY CONSOLIDATED SCHOOL DISTRICT

FY08 OBJECT CODE EXPENDITURE REPORT (includes prior year appropriations)



Red Clay Community Financial Review Committee

Presented

September 8, 2008

Abstract:

The YTD Total Expenditures and Encumbrances Report for fiscal year 2008 tracks district costs by object code and is used by the State of Delaware's accounting system to identify line item expenses and encumbrances. An encumbrance is an accounting procedure that sets aside available funds for commitments related to unperformed contracts for goods and services, to ensure the availability of funds when payment is requested. This report includes prior year appropriations that were expended in the 2008 fiscal year. An appropriation is an authorization granted by the legislative body to make expenditures and to incur obligations for specific purposes. An appropriation is usually limited in amount and in the time during which it may be expended.

DIVISION - 32 Red Clay Consolidated School District

Object Code & Title	State Division Funding	Current Expense Local	Other State	Other Local	Federal	Total
1101 Chief School Officer	\$96,793.25	\$68,360.42	\$6,170.54	\$0.00	\$0.00	\$171,324.21
1105 Assistant Superintendent	\$260,978.87	\$136,066.18	\$15,178.68	\$0.00	\$0.00	\$412,223.73
1106 Directors - Administration	\$130,573.90	\$106,301.51	\$8,383.92	\$0.00	\$0.00	\$245,259.33
1107 Directors - Instruction	\$301,067.30	\$177,056.82	\$15,992.84	\$0.00	\$224,373.20	\$718,490.16
1108 Admin Assistant - Executive	\$71,237.37	\$19,567.35	\$0.00	\$0.00	\$10,960.38	\$101,765.10
1110 Supervisors- Instruction	\$295,300.24	\$175,700.74	\$67,192.85	\$11,276.38	\$4,448.77	\$553,918.98
1111 Supervisors- Support Services	\$442,347.46	\$189,468.26	\$27,951.61	\$80,383.91	\$31,724.70	\$771,875.94
1112 Specialist- Support Services	\$598,712.50	\$270,013.02	\$81,029.90	\$254,826.59	\$36,946.81	\$1,241,528.82
1113 Specialist-Transportation	\$0.00	\$50,572.30	\$211,568.81	\$0.00	\$0.00	\$262,141.11
1114 Principal	\$1,559,609.59	\$946,225.34	\$182,094.33	\$0.00	\$41,072.02	\$2,729,001.28
1116 Assistant Principals	\$1,465,711.83	\$1,076,106.86	\$102,248.22	\$0.00	\$0.00	\$2,644,066.91
1117 Specialists- Maintenance	\$138.11	\$0.00	\$0.00	\$2,961.23	\$0.00	\$3,099.34
1118 Coordinators	\$0.00	\$0.00	\$26,445.97	\$54,258.61	\$54,654.45	\$135,359.03
1119 Guidance Counselors	\$0.00	\$0.00	\$23,587.07	\$0.00	\$3,534.30	\$27,121.37
1120 Teachers	\$39,740,034.73	\$13,217,970.18	\$1,643,237.27	\$1,121,997.72	\$2,933,534.22	\$58,656,774.12
1122 Visiting Teachers	\$141,724.22	\$72,791.41	\$3,296.03	\$0.00	\$0.00	\$217,811.66
1124 Psychologists	\$271,555.39	\$130,504.66	\$4,104.16	\$0.00	\$47,069.44	\$453,233.65
1125 Related Services Teachers	\$43,283.21	\$7,334.76	\$3,436.96	\$598.59	\$0.00	\$54,653.52
1126 Speech and Hearing	\$354,974.05	\$152,130.05	\$8,577.84	\$0.00	\$977.67	\$516,659.61
1127 Gifted and Talented	\$0.00	\$0.00	\$0.00	\$0.00	\$364.00	\$364.00
1128 Paraprofessionals	\$61,128.07	\$10,846.22	\$144,526.30	\$118,942.74	\$846,776.57	\$1,182,219.90
1130 Driver Education	\$343,434.81	\$161,928.89	\$6,798.57	\$0.00	\$0.00	\$512,162.27
1132 Driver Education - Non Public	\$0.00	(\$533.80)	\$0.00	\$1,200.00	\$0.00	\$666.20
1134 Nurse/Hygienists	\$1,004,401.92	\$328,030.84	\$26,200.88	\$255,363.24	\$0.00	\$1,613,996.88
1137 Therapists	\$0.00	\$0.00	\$304.20	\$1,287.00	\$5,935.70	\$7,526.90
1138 Clerical - Support Services	\$1,440,744.84	\$687,618.08	\$205,261.85	\$121,005.09	\$60,371.65	\$2,515,001.51

DIVISION - 32 Red Clay Consolidated School District

Object Code & Title		State Division Funding	Current Expense Local	Other State	Other Local	Federal	Total
1140	Custodial/Maintenance Employees	\$4,508,115.14	\$2,119,369.67	\$152,064.95	\$202,673.74	\$0.00	\$6,982,223.50
1141	Clerical Schools	\$942,566.69	\$362,762.99	\$16,343.65	\$6,709.35	\$2,366.54	\$1,330,749.22
1143	Cafeteria Substitute	\$0.00	\$0.00	\$0.00	\$114,207.90	\$0.00	\$114,207.90
1144	Cafeteria Manager	\$395,872.84	\$0.00	\$0.00	\$144,106.09	\$0.00	\$539,978.93
1145	Cafeteria Workers	\$1,101,435.90	\$0.00	\$0.00	\$603,353.42	\$0.00	\$1,704,789.32
1146	Transportation Supervisors	\$60,453.78	\$32,358.80	\$135,740.31	\$0.00	\$0.00	\$228,552.89
1148	Bus Drivers - Regular Trips	\$0.00	\$389,142.95	\$292,378.13	\$0.00	\$0.00	\$681,521.08
1149	Bus Aides	\$0.00	\$52,033.85	\$129,755.45	\$0.00	\$0.00	\$181,789.30
1150	Inservice Education Workshop	\$0.00	\$1,040.25	\$1,560.00	\$1,690.00	\$0.00	\$4,290.25
1152	Substitute Teachers	\$115,790.22	\$443,148.45	\$133,781.41	\$804.68	\$10,743.60	\$704,268.36
1153	Substitute Nurses	\$260.00	\$16,517.46	\$0.00	\$0.00	\$0.00	\$16,777.46
1154	EPER Athletic Salaries	\$1,581.00	\$465,626.13	\$0.00	\$19,045.70	\$0.00	\$486,252.83
1156	EPER Extra Curricular Activities	\$6,115.74	\$449,929.15	\$24,666.04	\$12,867.32	\$1,554.70	\$495,132.95
1157	EPER Miscellaneous	\$60,349.88	\$122,335.88	\$278,394.30	\$56,700.46	\$347,587.58	\$865,368.10
1158	Homebound Instruction	\$0.00	\$765.00	\$187.00	\$962.50	\$40,591.50	\$42,506.00
1160	Summer School	\$27,847.89	\$17,605.24	\$289,561.41	\$91,975.10	\$735.50	\$427,725.14
1162	Evening School	\$0.00	\$0.00	\$205,280.74	\$24,785.14	\$20,893.95	\$250,959.83
1164	Bldg Grounds Supervisor	\$67,925.06	\$34,292.36	\$1,473.64	\$0.00	\$0.00	\$103,691.06
1168	Co-Op Work Study	\$9,177.26	\$79,602.16	\$5,031.08	\$108.00	\$0.00	\$93,918.50
1170	Substitute Custodial	\$22,396.55	\$119,317.78	\$2,272.80	\$231.12	\$0.00	\$144,218.25
1175	Shift Differential Sal	\$3,532.75	\$23,882.19	\$59.98	\$1,280.87	\$0.00	\$28,755.79
1180	Overtime Clerical	\$1,932.47	\$6,321.99	\$1,109.86	\$10,318.02	\$0.00	\$19,682.34
1181	Overtime Custodial	(\$24,804.94)	\$168,971.88	\$1,413.62	\$232,623.36	(\$270.81)	\$377,933.11
1182		\$0.00	\$733.31	\$0.00	\$93,853.95	\$0.00	\$94,587.26
SALARIES		\$55,924,299.89	\$22,889,817.58	\$4,484,663.17	\$3,642,397.82	\$4,726,946.44	\$91,668,124.90

DIVISION - 32 Red Clay Consolidated School District

Object Code & Title		State Division Funding	Current Expense Local	Other State	Other Local	Federal	Total
2001	Pensions/Employer's Share	\$8,699,906.40	\$4,083,748.22	\$593,297.79	\$546,373.17	\$718,790.79	\$14,642,116.37
2002	Health Insurance/Employer's Share	\$12,489,940.67	\$1,077,800.34	\$411,391.80	\$167,820.43	\$760,665.77	\$14,907,619.01
2004	Group Life Insurance	\$14,712.48	\$208,676.92	\$5,532.04	\$14,484.03	\$9,426.55	\$252,832.02
2005	Workers Compensation	\$881,972.76	\$432,211.20	\$61,109.89	\$61,509.60	\$79,405.02	\$1,516,208.47
2006	Social Security/Employer's Share	\$3,254,459.57	\$1,553,032.13	\$261,720.41	\$225,996.12	\$293,315.23	\$5,588,523.46
2009	Unemployment Insurance Benefits	\$90,471.25	\$44,486.80	\$6,216.33	\$6,309.65	\$8,173.18	\$155,657.21
2010	Prescription Plan	\$0.00	\$191.93	\$0.00	\$0.00	\$0.00	\$191.93
2011	Dental Plan	\$120,090.83	\$1,743,170.64	\$86,596.79	\$171,124.87	\$100,575.51	\$2,221,558.64
2012	Blood Bank	\$0.00	\$124.74	\$0.00	\$0.00	\$0.00	\$124.74
2015	Disability Insurance	\$8,271.79	\$172,163.39	\$2,854.75	\$8,403.23	\$6,217.67	\$197,910.83
2016	Medicare/Employer's Share	\$769,908.88	\$387,638.20	\$44,001.57	\$53,522.10	\$69,426.62	\$1,324,497.37
2019	Flex Credit	\$16,668.15	\$154,191.81	\$1,829.51	\$30,179.05	\$12,449.06	\$215,317.58
2020		\$242.96	\$743.66	\$35.94	\$37.26	\$12.72	\$1,072.54
2021		\$0.00	\$77,864.19	\$0.00	\$0.00	\$0.00	\$77,864.19
OTHER EMPLOYMENT COSTS		\$26,346,645.74	\$9,936,044.17	\$1,474,586.82	\$1,285,759.51	\$2,058,458.12	\$41,101,494.36
3301	Debt Service/Interest	\$0.00	\$0.00	\$1,325,877.26	\$3,406,168.05	\$0.00	\$4,732,045.31
3302	Debt Service/Principal	\$0.00	\$0.00	\$4,651,398.51	\$4,850,405.00	\$0.00	\$9,501,803.51
3603	Tuition Reimbursements	\$0.00	\$65,882.95	\$132,943.00	\$0.00	\$0.00	\$198,825.95
3604	Tuition - In- State Public Schools	\$0.00	\$3,342,751.08	\$567,046.00	\$3,514,923.15	\$0.00	\$7,424,720.23
3605	Tuition - Out of State or Private	\$0.00	\$0.00	\$310,558.26	\$386,156.74	\$0.00	\$696,715.00
GOVERNMENT SERVICES		\$0.00	\$3,408,634.03	\$6,987,823.03	\$12,157,652.94	\$0.00	\$22,554,110.00
4000	In-State Travel	\$5,411.68	\$18,959.93	\$3,692.19	\$7,762.54	\$12,425.88	\$48,252.22
4100	Out-of-State Travel	\$1,326.18	\$2,796.03	\$15,211.62	\$4,479.91	\$41,347.76	\$65,161.50
TRAVEL		\$6,737.86	\$21,755.96	\$18,903.81	\$12,242.45	\$53,773.64	\$113,413.72

DIVISION - 32 Red Clay Consolidated School District

Object Code & Title	State Division Funding	Current Expense Local	Other State	Other Local	Federal	Total
5000 Professional Services	\$121,647.61	\$1,764,177.79	\$1,094,743.34	\$7,093,837.22	\$1,403,363.45	\$11,477,769.41
5001 Professional Fees/Architects	\$0.00	\$0.00	\$242,889.00	\$394,120.88	\$0.00	\$637,009.88
5002 Professional Fees/Engineers	\$0.00	\$0.00	\$0.00	\$1,390.25	\$0.00	\$1,390.25
5007 Construction Manager	\$0.00	\$55,760.55	\$0.00	\$0.00	\$0.00	\$55,760.55
5008 Inspection Fees	\$81.50	\$250.00	\$0.00	\$735.00	\$0.00	\$1,066.50
5010 Medical/ Related Services	\$10,021.89	\$5,435.80	\$500,797.50	\$412,156.10	\$52,000.00	\$980,411.29
5015 Therapists	\$0.00	\$5,577.00	\$77,937.00	\$0.00	\$120,484.50	\$203,998.50
5020 Legal Services	\$169.92	\$385,814.19	\$0.00	\$26,732.94	\$0.00	\$412,717.05
5030 Professional Negotiators	\$0.00	\$810.00	\$0.00	\$5,787.30	\$0.00	\$6,597.30
5043 Auditors	\$0.00	\$26,057.00	\$0.00	\$85,136.50	\$18,420.00	\$129,613.50
5051 Educational Consultants - Individual	\$2,000.00	\$68,651.14	\$750.00	\$19,895.00	\$103,543.69	\$194,839.83
5052 Educational Consultants - Company	\$9,150.00	\$186.00	\$22,680.00	\$3,025.13	\$15,986.72	\$51,027.85
5053 Educational Management Consultants	\$0.00	\$0.00	\$23,000.00	\$0.00	\$0.00	\$23,000.00
5054 Interpreters	\$0.00	\$5,000.00	\$30,001.21	\$0.00	\$4,574.13	\$39,575.34
5061 Temporary Employment Services	\$1,325.10	\$304,504.38	\$617,979.20	\$5,373.29	\$44,030.07	\$973,212.04
5065	\$0.00	\$74.00	\$0.00	\$0.00	\$2,613.14	\$2,687.14
5074 Outside Computer Services - N-State Agenices	\$1,119.00	\$1,338.78	\$13,994.00	\$0.00	\$0.00	\$16,451.78
5075 Computer Consulting Services	\$0.00	\$2,300.00	\$0.00	\$0.00	\$0.00	\$2,300.00
5077 Extermintator	\$6,594.00	\$5,381.00	\$0.00	\$5,180.00	\$0.00	\$17,155.00
5089 Travel Expenses Allowed - N-State Employees	\$0.00	\$199.00	\$0.00	\$1,080.00	\$3,502.01	\$4,781.01
5092 Athletic Officials	\$67,244.00	\$44,828.00	\$0.00	\$6,495.00	\$0.00	\$118,567.00
5093 Contracted Labor	\$0.00	\$38,081.73	\$0.00	\$9,978.00	\$1,815.00	\$49,874.73
5097 Contracts - State Agencies	\$0.00	\$0.00	\$0.00	\$0.00	\$3,000.00	\$3,000.00
5099	\$0.00	\$13,045.80	\$0.00	\$0.00	\$0.00	\$13,045.80
5101 Postage	\$47,091.46	\$66,414.10	\$9,709.39	\$12,573.73	\$1,314.51	\$137,103.19
5111 Telephone Services	\$125,699.26	\$219,541.75	\$49,926.97	\$114,459.96	\$3,362.82	\$512,990.76

Data Service Center

DIVISION - 32 Red Clay Consolidated School District

Object Code & Title	State Division Funding	Current Expense Local	Other State	Other Local	Federal	Total
5112	\$1.48	\$0.00	\$0.00	\$53,166.08	\$0.00	\$53,167.56
5125 Telecommunication Equipment	\$512.13	\$512.13	\$0.00	\$0.00	\$0.00	\$1,024.26
5201 Water and Sewer	\$65,366.58	\$255,887.06	\$343.58	\$126,742.15	\$0.00	\$448,339.37
5203 Electricity	\$1,995,183.62	\$776,756.72	\$0.00	\$79,447.53	\$0.00	\$2,851,387.87
5211 Heat by Natural Gas	\$600,000.00	\$608,223.61	\$0.00	\$3,421.74	\$0.00	\$1,211,645.35
5212 Heat/Cook by Propane Gas	\$0.00	\$12,134.04	\$0.00	\$0.00	\$0.00	\$12,134.04
5214 Heat by Oil	\$0.00	\$9,833.99	\$0.00	\$0.00	\$0.00	\$9,833.99
5323 Insurance	\$28,121.00	\$0.00	\$690.00	\$79,406.00	\$0.00	\$108,217.00
5331 Private Placement Transportation Reimbursements	\$0.00	\$0.00	\$585.00	\$0.00	\$0.00	\$585.00
5333 General Comprehensive Liability	\$0.00	\$0.00	\$15.00	\$0.00	\$0.00	\$15.00
5334	\$0.00	\$201,110.00	\$0.00	\$0.00	\$0.00	\$201,110.00
5401 Buildings other than Office SP	\$15,982.00	\$3,234.50	\$11,232.00	\$8,248.00	\$0.00	\$38,696.50
5402 Buildings- Office Space	\$228,148.93	\$483,211.82	\$35,185.44	\$86,691.47	\$0.00	\$833,237.66
5406	\$463.58	\$3,047.98	\$812.90	\$561.95	\$0.00	\$4,886.41
5411 PhotoCopier Equipment	\$308,694.07	\$57,708.60	\$8,640.21	\$53,360.54	\$527.37	\$428,930.79
5413 Other Office Machines and Equipment Rental	\$5,180.81	\$7,966.95	\$15,706.40	\$6,636.37	\$40.23	\$35,530.76
5423	\$0.00	\$980.00	\$0.00	\$0.00	\$0.00	\$980.00
5425 Regular Pupil Transportation	\$4,170.00	\$13,547.25	\$5,423,560.89	\$66,574.90	\$8,471.00	\$5,516,324.04
5426 Out-of-State Pupil Transportation	\$0.00	\$0.00	\$0.00	\$225.00	\$0.00	\$225.00
5427 Curriculum Trips	\$0.00	\$660.00	\$30,260.00	\$3,802.81	\$1,738.61	\$36,461.42
5428 After School Activity Transportation	\$0.00	\$29,397.30	\$250,961.15	\$48,060.60	\$2,185.00	\$330,604.05
5429 Athletic Transportation	\$41,595.00	\$65,806.00	\$0.00	\$22,982.50	\$0.00	\$130,383.50
5430 Cars - Common Van	\$0.00	\$0.00	\$132.49	\$0.00	\$0.00	\$132.49
5438 Buildings/Ground Maintenance Equipment	\$519.20	\$0.00	\$3,573.12	\$2,382.08	\$0.00	\$6,474.40
5440 Computer Rentals and Leases	\$0.00	\$64,446.31	\$20,356.44	\$0.00	\$0.00	\$84,802.75
5456	\$301.58	\$1,253.25	\$81,901.10	\$0.00	\$4,322.00	\$87,777.93

Data Service Center

DIVISION - 32 Red Clay Consolidated School District

Object Code & Title	State Division Funding	Current Expense Local	Other State	Other Local	Federal	Total
5470	\$0.00	\$52.99	\$0.00	\$31.62	\$0.00	\$84.61
5500 Buildings/Grounds Repair	\$76,362.97	\$55,419.92	\$400,675.83	\$291,030.48	\$0.00	\$823,489.20
5501 Buildings - Maintenance Only	\$2,075.20	\$3,465.00	\$32,924.40	\$21,949.60	\$0.00	\$60,414.20
5502 Grounds - Maint. Only Lawn Care	\$553.25	\$355.00	\$0.00	\$0.00	\$0.00	\$908.25
5505 Building and Grounds Maintenance Equipment	\$3,371.22	\$0.00	\$0.00	\$0.00	\$0.00	\$3,371.22
5506 Custodial Services Office/Building/Grounds	\$0.00	\$4,179.25	\$0.00	\$3,039.82	\$0.00	\$7,219.07
5507 Maintenance Agreements	\$21,505.06	\$333,766.01	\$68,651.36	\$94,362.18	\$0.00	\$518,284.61
5510 Equipment Repair	\$16,712.87	\$6,864.69	\$15,309.14	\$37,943.43	\$0.00	\$76,830.13
5511 Maintenance Contracts - All Office Equipment	\$0.00	\$0.00	\$2,915.00	\$0.00	\$0.00	\$2,915.00
5517 Repairs by Outside Vendor	\$5,336.00	\$17,242.81	\$4,619.41	\$3,659.64	\$0.00	\$30,857.86
5521 Cars	\$10.00	\$2.59	\$0.00	\$0.00	\$0.00	\$12.59
5522 Station Wagons and Vans	\$0.00	\$3,480.63	\$0.00	\$0.00	\$0.00	\$3,480.63
5524	\$170.16	\$216.71	\$0.00	\$0.00	\$0.00	\$386.87
5542 Trash Removal - Container	\$916.25	\$121,378.50	\$0.00	\$59,041.00	\$0.00	\$181,335.75
5544 Alarm and Signal Systems	\$194,809.71	\$108,757.50	\$20,935.79	\$104,146.32	\$0.00	\$428,649.32
5600 Printing	\$22,411.33	\$3,724.79	\$49.50	\$21,730.99	\$180.00	\$48,096.61
5602 Licenses and Permits	\$475.00	\$75.00	\$0.00	\$0.00	\$12,000.00	\$12,550.00
5603 Public Brochures - Promotional Materials	\$100.00	\$0.00	\$0.00	\$0.00	\$0.00	\$100.00
5610 Advertising	\$7,041.24	\$8,988.17	\$488.16	\$16,982.42	\$0.00	\$33,499.99
5631 Ath Conf Fees & Assoc Dues	\$38,420.60	\$35,059.67	\$24,040.10	\$23,153.19	\$41,818.03	\$162,491.59
5634 Examination Cost/Fees	\$0.00	\$0.00	\$865.00	\$0.00	\$0.00	\$865.00
5635 Dry Cleaning/Laundry Services	\$0.00	\$3,933.13	\$0.00	\$1,123.53	\$0.00	\$5,056.66
5640 Commencement Costs Other than Speaker	\$0.00	\$0.00	\$90.84	\$545.10	\$0.00	\$635.94
5643 Food Service - Other	\$413.00	\$2,221.44	\$0.00	\$0.00	\$330.82	\$2,965.26
5645	\$0.00	\$228.02	\$0.00	\$0.00	\$0.00	\$228.02
5647 Student Body Activity	\$867.87	\$33,841.00	\$65,596.13	\$1,692.56	\$86,744.58	\$188,742.14

Data Service Center

DIVISION - 32 Red Clay Consolidated School District

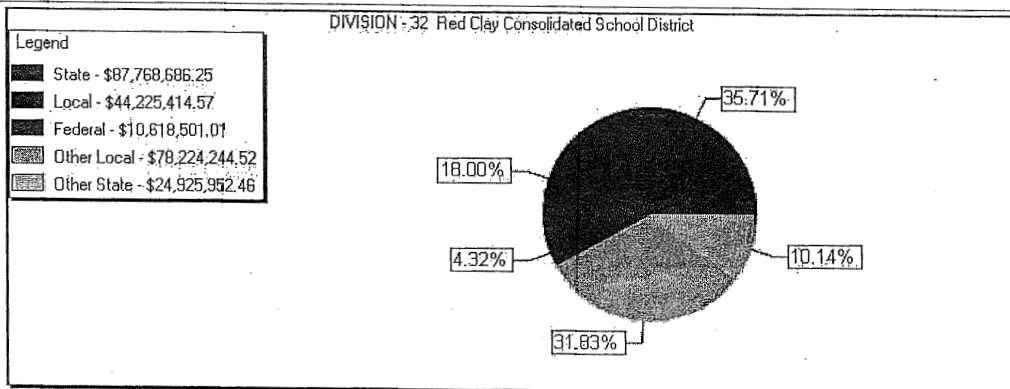
Object Code & Title	State Division Funding	Current Expense Local	Other State	Other Local	Federal	Total
5648 Indirect Cost	\$0.00	\$0.00	\$0.00	\$2,288,128.50	\$1,224,770.04	\$3,512,898.54
5660	\$0.00	\$272.68	\$420.00	\$27,808.00	\$0.00	\$28,500.68
5667 Training	\$6,500.00	\$30,986.96	\$207.00	\$0.00	\$0.00	\$37,693.96
CONTRACTUAL SERVICES	\$4,084,435.45	\$6,383,657.98	\$9,206,150.99	\$11,836,034.40	\$3,161,137.72	\$34,671,416.54
6000 Office Supplies	\$188,470.64	\$112,734.16	\$32,398.28	\$44,266.16	\$17,048.62	\$394,917.86
6004 Photocopier Supplies	\$3,970.49	\$5,633.91	\$94.94	\$2,659.76	\$0.00	\$12,359.10
6011 Promotional Supplies	\$76.90	\$7,035.62	\$0.00	\$0.00	\$600.00	\$7,712.52
6070	\$269.28	\$4,323.18	\$13,273.35	\$46,239.95	\$0.00	\$64,105.76
6088	\$0.00	\$72,212.05	\$71,200.55	\$0.00	\$104,981.00	\$248,393.60
6111 Food - Institutional	\$1,012.87	\$21,506.66	\$6,184.68	\$14,035.83	\$18,281.24	\$61,021.28
6140 Custodial Supplies	\$89,852.42	\$67,529.67	\$0.00	\$69,540.27	\$0.00	\$226,922.36
6145 Computer Supplies	\$98,904.92	\$211,789.39	\$216,272.02	\$13,135.22	\$115,670.97	\$655,772.52
6150 Instructional Supplies	\$453,091.22	\$514,361.59	\$529,850.01	\$98,748.09	\$348,099.47	\$1,944,150.38
6151 Subscriptions	\$10,733.01	\$6,676.18	\$42,211.24	\$73.89	\$804.50	\$60,498.82
6153 Manuals and Test Materials	\$241.25	\$0.00	\$1,240.86	\$0.00	\$0.00	\$1,482.11
6156 Audio/Visual	\$3,221.22	\$12,711.46	\$6,624.24	\$902.53	\$451.36	\$23,910.81
6157 Textbooks	\$298,417.47	\$78,748.89	\$373,155.78	\$7,898.37	\$12,053.08	\$770,273.59
6158 Technical/Reference Books	\$1,138.61	\$1,732.41	\$0.00	\$0.00	\$0.00	\$2,871.02
6160 Library Books - Consumable	\$7,198.00	\$5,580.04	\$19,484.10	\$1,097.50	\$0.00	\$33,359.64
6163 Medical Supplies/Medicines/Health Aids	\$20,893.34	\$2,811.81	\$0.00	\$1,686.79	\$0.00	\$25,391.94
6171 Gasoline	\$15,123.07	\$206,969.64	\$12,774.85	\$33,061.19	\$0.00	\$267,928.75
6174 Gas	\$0.00	\$49,029.94	\$3,605.42	\$0.00	\$0.00	\$52,635.36
6210 Vehicle Materials	\$13,145.94	\$110,578.31	\$42,252.23	\$15,962.30	\$0.00	\$181,938.78
6220 Maintenance and Building Materials	\$66,955.80	\$53,337.31	\$33,950.37	\$81,706.49	\$194.85	\$236,144.82
6230 Highway/Grounds Materials	\$140.00	\$1,325.00	\$0.00	\$0.00	\$0.00	\$1,465.00

DIVISION - 32 Red Clay Consolidated School District

Object Code & Title	State Division Funding	Current Expense Local	Other State	Other Local	Federal	Total
6250 Athletic Supplies	\$121,631.97	\$35,701.85	\$4,334.40	\$16,326.44	\$0.00	\$177,994.66
6251 Commencement Supplies	\$373.50	\$1,192.60	\$1,012.65	\$809.88	\$0.00	\$3,388.63
SUPPLIES AND MATERIALS	\$1,394,861.92	\$1,583,521.67	\$1,409,919.97	\$448,150.66	\$618,185.09	\$5,454,639.31
7002 Instructional Equipment	\$32.85	\$838.69	\$268.76	\$0.00	\$0.00	\$1,140.30
7004 Athletic Equipment	\$2,588.19	\$0.00	\$0.00	\$2,677.66	\$0.00	\$5,265.85
7010 General Equipment	\$689.25	\$1,144.49	\$0.00	\$0.00	\$0.00	\$1,833.74
7110 Vehicles	\$0.00	\$0.00	\$9,621.70	\$0.00	\$0.00	\$9,621.70
7200 Custodial/Maintenance Equipment	\$6,565.00	\$0.00	\$0.00	\$0.00	\$0.00	\$6,565.00
CAPITAL OUTLAY - EQUIPMENT	\$9,875.29	\$1,983.18	\$9,890.46	\$2,677.66	\$0.00	\$24,426.59
8000 Land	\$1,830.10	\$0.00	\$0.00	\$348.16	\$0.00	\$2,178.26
8200 Buildings	\$0.00	\$0.00	\$16,508.62	\$0.00	\$0.00	\$16,508.62
8301 Building Alterations	\$0.00	\$0.00	\$1,313,312.58	\$48,838,980.92	\$0.00	\$50,152,293.50
8800 Computers	\$0.00	\$0.00	\$4,193.01	\$0.00	\$0.00	\$4,193.01
CAPITAL OUTLAY - PROPERTY	\$1,830.10	\$0.00	\$1,334,014.21	\$48,839,329.08	\$0.00	\$50,175,173.39
GRAND TOTALS	\$87,768,686.25	\$44,225,414.57	\$24,925,952.46	\$78,224,244.52	\$10,618,501.01	\$245,762,798.81

DIVISION - 32 Red Clay Consolidated School District

Object Code & Title	State	Current Expense	Other State	Other Local	Federal	Total
	Division Funding	Local				



DIVISION - 54 Meadowood School

Object Code & Title	State Division Funding	Current Expense Local	Other State	Other Local	Federal	Total
1114 Principal	\$56,110.52	\$55,774.64	\$0.00	\$0.00	\$0.00	\$111,885.16
1120 Teachers	\$557,837.79	\$1,157,401.61	\$25,958.03	\$0.00	\$44,177.00	\$1,785,374.43
1124 Psychologists	\$26,884.20	\$17,476.90	\$0.00	\$0.00	\$0.00	\$44,361.10
1128 Paraprofessionals	\$766,067.41	\$891,569.40	\$1,168.52	\$51.73	\$0.00	\$1,658,857.06
1134 Nurse/Hygienists	\$3,271.38	\$11,811.10	\$0.00	\$4,928.88	\$0.00	\$20,011.36
1140 Custodial/Maintenance Employees	\$68,321.21	\$31,222.26	\$938.27	\$0.00	\$0.00	\$100,481.74
1141 Clerical Schools	\$30,235.92	\$14,481.12	\$603.38	\$0.00	\$0.00	\$45,320.42
1148 Bus Drivers - Regular Trips	\$0.00	\$22,100.75	\$245,812.86	\$0.00	\$0.00	\$267,913.61
1149 Bus Aides	\$0.00	\$25,285.27	\$207,057.78	\$0.00	\$0.00	\$232,343.05
1150 Inservice Education Workshop	\$0.00	\$5,929.20	\$0.00	\$0.00	\$0.00	\$5,929.20
1152 Substitute Teachers	\$0.00	\$3,102.98	\$0.00	\$0.00	\$0.00	\$3,102.98
1153 Substitute Nurses	\$0.00	\$3,183.00	\$2,395.00	\$0.00	\$0.00	\$5,578.00
1154 EPER Athletic Salaries	\$0.00	\$4,362.00	\$0.00	\$0.00	\$0.00	\$4,362.00
1156 EPER Extra Curricular Activities	\$0.00	\$312.00	\$0.00	\$0.00	\$0.00	\$312.00
1157 EPER Miscellaneous	\$0.00	\$6,670.05	\$2,146.91	\$0.00	\$0.00	\$8,816.96
1158 Homebound Instruction	\$170.00	\$3,810.00	\$0.00	\$0.00	\$0.00	\$3,980.00
1160 Summer School	\$110,282.58	\$90,591.26	\$12,647.81	\$0.00	\$0.00	\$213,521.65
1175 Shift Differential Sal	(\$348.12)	(\$21.14)	\$0.00	\$0.00	\$0.00	(\$369.26)
1181 Overtime Custodial	\$0.00	\$3,872.13	\$76.63	\$0.00	\$0.00	\$3,948.76
SALARIES	\$1,618,832.89	\$2,348,934.53	\$498,805.19	\$4,980.61	\$44,177.00	\$4,515,730.22
2001 Pensions/Employer's Share	\$258,659.40	\$368,301.19	\$87,583.74	\$825.79	\$7,324.52	\$722,694.64
2002 Health Insurance/Employer's Share	\$526,291.28	\$415,432.66	\$174,443.31	\$0.00	\$3,157.31	\$1,119,324.56
2004 Group Life Insurance	\$384.95	\$8,561.47	\$245.63	\$0.00	\$131.69	\$9,323.74
2005 Workers Compensation	\$26,186.65	\$38,242.69	\$9,359.16	\$82.19	\$728.98	\$74,599.67
2006 Social Security/Employer's Share	\$97,293.76	\$143,934.06	\$33,591.26	\$308.09	\$2,751.72	\$277,878.89

DIVISION - 54 Meadowood School

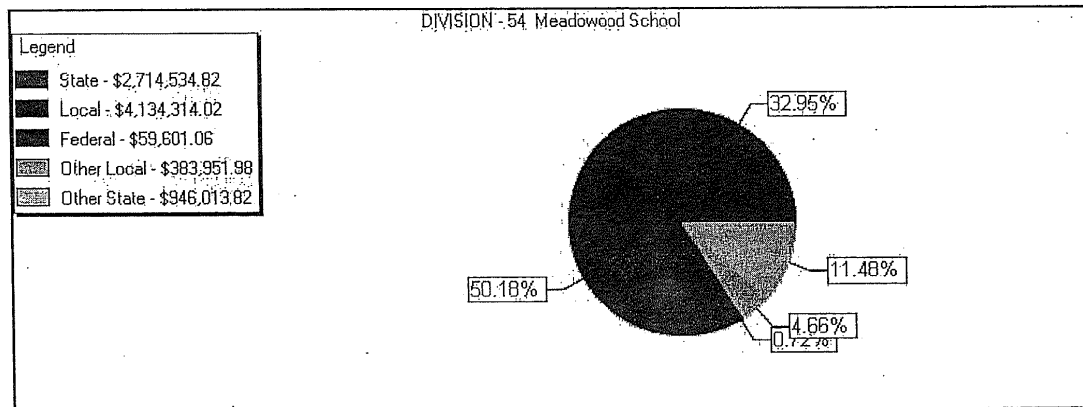
Object Code & Title		State Division Funding	Current Expense Local	Other State	Other Local	Federal	Total
2009	Unemployment Insurance Benefits	\$2,741.06	\$3,823.00	\$1,021.15	\$8.46	\$75.04	\$7,668.71
2010	Prescription Plan	\$0.00	\$71.09	\$3.88	\$0.00	\$0.00	\$74.97
2011	Dental Plan	\$5,303.34	\$137,349.44	\$6,329.00	\$0.00	\$414.18	\$149,395.96
2015	Disability Insurance	\$189.07	\$6,435.21	\$110.40	\$0.00	\$146.64	\$6,881.32
2016	Medicare/Employer's Share	\$22,844.97	\$33,499.49	\$8,117.22	\$72.04	\$643.54	\$65,177.26
2019	Flex Credit	\$763.92	\$14,697.02	\$802.92	\$0.00	\$50.44	\$16,314.30
2020		\$15.44	\$104.50	\$0.02	\$0.00	\$0.00	\$119.96
2021		\$0.00	\$2,534.00	\$0.00	\$0.00	\$0.00	\$2,534.00
OTHER EMPLOYMENT COSTS		\$940,673.84	\$1,172,985.82	\$321,607.69	\$1,296.57	\$15,424.06	\$2,451,987.98
4000	In-State Travel	\$2,587.70	\$90.40	\$0.00	\$844.20	\$0.00	\$3,522.30
TRAVEL		\$2,587.70	\$90.40	\$0.00	\$844.20	\$0.00	\$3,522.30
5000	Professional Services	\$6,617.15	\$20.00	\$8,499.81	\$38,117.51	\$0.00	\$53,254.47
5010	Medical/ Related Services	\$24,776.05	\$255,270.05	\$580.00	\$194,931.97	\$0.00	\$475,558.07
5015	Therapists	\$0.00	\$137,910.00	\$0.00	\$94,877.25	\$0.00	\$232,787.25
5053	Educational Management Consultants	\$0.00	\$24,795.00	\$0.00	\$0.00	\$0.00	\$24,795.00
5061	Temporary Employment Services	\$0.00	\$0.00	\$2,641.91	\$0.00	\$0.00	\$2,641.91
5077	Exterminator	\$40.00	\$72.00	\$0.00	\$0.00	\$0.00	\$112.00
5101	Postage	\$936.73	\$0.00	\$0.00	\$12.51	\$0.00	\$949.24
5111	Telephone Services	\$6,159.85	\$11,178.61	\$1,115.14	\$796.88	\$0.00	\$19,250.48
5201	Water and Sewer	\$0.00	\$5,503.93	\$325.00	\$2,927.91	\$0.00	\$8,756.84
5203	Electricity	\$37,952.09	\$177.88	\$0.00	\$64.03	\$0.00	\$38,194.00
5211	Heat by Natural Gas	\$16,000.00	\$13.28	\$0.00	\$0.00	\$0.00	\$16,013.28
5214	Heat by Oil	\$0.00	\$3,837.55	\$225.00	\$0.00	\$0.00	\$4,062.55
5402	Buildings- Office Space	\$6,401.00	\$27,086.00	\$32,290.00	\$806.00	\$0.00	\$66,583.00

DIVISION - 54 Meadowood School

Object Code & Title	State Division Funding	Current Expense Local	Other State	Other Local	Federal	Total
5406	\$0.00	\$232.91	\$0.00	\$0.00	\$0.00	\$232.91
5411 PhotoCopier Equipment	\$0.00	\$3,244.89	\$0.00	\$0.00	\$0.00	\$3,244.89
5413 Other Office Machines and Equipment Rental	\$217.56	\$1,137.00	\$142.20	\$110.65	\$0.00	\$1,607.41
5425 Regular Pupil Transportation	\$0.00	\$9,442.51	\$22,039.56	\$5,404.00	\$0.00	\$36,886.07
5427 Curriculum Trips	\$0.00	\$7,835.00	\$0.00	\$835.00	\$0.00	\$8,670.00
5470	\$0.00	\$17.50	\$0.00	\$0.00	\$0.00	\$17.50
5500 Buildings/Grounds Repair	\$0.00	\$892.64	\$0.00	\$0.00	\$0.00	\$892.64
5506 Custodial Services Office/Building/Grounds	\$0.00	\$2,043.08	\$0.00	\$0.00	\$0.00	\$2,043.08
5507 Maintenance Agreements	\$824.62	\$670.00	\$0.00	\$0.00	\$0.00	\$1,494.62
5510 Equipment Repair	\$0.00	\$93.95	\$30.00	\$2,705.04	\$0.00	\$2,828.99
5522 Station Wagons and Vans	\$0.00	\$3,440.63	\$0.00	\$0.00	\$0.00	\$3,440.63
5542 Trash Removal - Container	\$0.00	\$3,410.16	\$0.00	\$2,007.62	\$0.00	\$5,417.78
5544 Alarm and Signal Systems	\$1,221.77	\$3,288.77	\$0.00	\$4,307.86	\$0.00	\$8,818.40
5635 Dry Cleaning/Laundry Services	\$0.00	\$336.36	\$1,050.00	\$0.00	\$0.00	\$1,386.36
5643 Food Service - Other	\$0.00	\$10,828.91	\$0.00	\$0.00	\$0.00	\$10,828.91
CONTRACTUAL SERVICES	\$101,146.82	\$512,778.61	\$68,938.62	\$347,904.23	\$0.00	\$1,030,768.28
6000 Office Supplies	\$1,304.70	\$259.01	\$998.18	\$198.10	\$0.00	\$2,759.99
6140 Custodial Supplies	\$85.00	\$0.00	\$176.34	\$0.00	\$0.00	\$261.34
6145 Computer Supplies	\$2,500.85	\$215.31	\$30.60	\$0.00	\$0.00	\$2,746.76
6150 Instructional Supplies	\$35,729.10	\$3,829.54	\$3,285.84	\$491.56	\$0.00	\$43,336.04
6151 Subscriptions	\$0.00	\$0.00	\$0.00	\$113.40	\$0.00	\$113.40
6163 Medical Supplies/Medicines/Health Aids	\$2,419.16	\$61.24	\$30.45	\$0.00	\$0.00	\$2,510.85
6171 Gasoline	\$1,631.51	\$78,500.00	\$19,708.66	\$296.08	\$0.00	\$100,136.25
6174 Gas	\$3,416.04	\$4,069.30	\$0.00	\$0.00	\$0.00	\$7,485.34
6210 Vehicle Materials	\$3,355.52	\$12,407.53	\$32,432.25	\$27,667.78	\$0.00	\$75,863.08

DIVISION - 54 Meadowood School

Object Code & Title	State Division Funding	Current Expense Local	Other State	Other Local	Federal	Total
6220 Maintenance and Building Materials	\$761.69	\$182.73	\$0.00	\$159.45	\$0.00	\$1,103.87
SUPPLIES AND MATERIALS	\$51,203.57	\$99,524.66	\$56,662.32	\$28,926.37	\$0.00	\$236,316.92
8800 Computers	\$90.00	\$0.00	\$0.00	\$0.00	\$0.00	\$90.00
CAPITAL OUTLAY - PROPERTY	\$90.00	\$0.00	\$0.00	\$0.00	\$0.00	\$90.00
GRAND TOTALS	\$2,714,534.82	\$4,134,314.02	\$946,013.82	\$383,951.98	\$59,601.06	\$8,238,415.70



DIVISION - 58 Intensive Learning Center-Red Clay

Object Code & Title	State Division Funding	Current Expense Local	Other State	Other Local	Federal	Total
1114 Principal	\$141,228.12	\$51,215.57	\$5,775.48	\$0.00	\$0.00	\$198,219.17
1116 Assistant Principals	\$85,372.17	\$62,468.06	\$0.00	\$0.00	\$0.00	\$147,840.23
1118 Coordinators	\$6,953.64	\$0.00	\$0.00	\$0.00	\$0.00	\$6,953.64
1120 Teachers	\$1,218,529.31	\$1,550,147.39	\$71,634.72	\$16,803.78	\$0.00	\$2,857,115.20
1128 Paraprofessionals	\$1,004,177.87	\$258,183.96	\$5,476.34	\$0.00	\$0.00	\$1,267,838.17
1134 Nurse/Hygienists	\$0.00	\$14,403.24	\$0.00	\$9,602.16	\$0.00	\$24,005.40
1138 Clerical - Support Services	\$4,836.93	\$1,772.54	\$0.00	\$0.00	\$0.00	\$6,609.47
1140 Custodial/Maintenance Employees	\$171,732.51	\$75,587.82	\$3,983.52	\$0.00	\$0.00	\$251,303.85
1141 Clerical Schools	\$95,010.88	\$38,755.06	\$2,400.58	\$0.00	\$0.00	\$136,166.52
1148 Bus Drivers - Regular Trips	\$0.00	\$36,877.82	\$128,784.18	\$0.00	\$0.00	\$165,662.00
1149 Bus Aides	\$0.00	\$29,017.37	\$96,513.92	\$0.00	\$0.00	\$125,531.29
1152 Substitute Teachers	\$2,122.40	\$58,828.50	\$0.00	\$0.00	\$0.00	\$60,950.90
1153 Substitute Nurses	\$0.00	\$648.75	\$0.00	\$0.00	\$0.00	\$648.75
1156 EPER Extra Curricular Activities	\$0.00	\$14,170.95	\$0.00	\$0.00	\$0.00	\$14,170.95
1157 EPER Miscellaneous	\$975.00	\$10,541.80	\$0.00	\$0.00	\$0.00	\$11,516.80
1158 Homebound Instruction	\$0.00	\$7,947.83	\$0.00	\$0.00	\$0.00	\$7,947.83
1175 Shift Differential Sal	\$0.00	\$4,307.15	\$369.18	\$0.00	\$0.00	\$4,676.33
1180 Overtime Clerical	\$0.00	(\$531.14)	\$0.00	\$0.00	\$0.00	(\$531.14)
1181 Overtime Custodial	(\$345.10)	\$9,206.82	\$0.00	\$0.00	\$0.00	\$8,861.72
SALARIES	\$2,730,593.73	\$2,223,549.49	\$314,937.92	\$26,405.94	\$0.00	\$5,295,487.08
2001 Pensions/Employer's Share	\$431,828.40	\$376,127.02	\$51,491.88	\$5,572.14	\$0.00	\$865,019.44
2002 Health Insurance/Employer's Share	\$776,149.44	\$315,905.12	\$112,492.42	\$4,479.96	\$0.00	\$1,209,026.94
2004 Group Life Insurance	\$520.64	\$13,298.87	\$481.81	\$0.00	\$0.00	\$14,301.32
2005 Workers Compensation	\$42,848.70	\$38,220.33	\$5,543.85	\$554.54	\$0.00	\$87,167.42
2006 Social Security/Employer's Share	\$163,969.85	\$145,293.88	\$13,423.74	\$1,935.36	\$0.00	\$324,622.83

9/8/2008

YTD Total Expenditures and Encumbrances Report as of 06/30/2008

Page: 15

DIVISION - 58 Intensive Learning Center-Red Clay

Object Code & Title	State Division Funding	Current Expense Local	Other State	Other Local	Federal	Total
2009 Unemployment Insurance Benefits	\$4,387.23	\$3,899.20	\$614.08	\$65.28	\$0.00	\$8,965.79
2010 Prescription Plan	\$0.00	\$12.31	\$0.00	\$0.00	\$0.00	\$12.31
2011 Dental Plan	\$7,057.32	\$161,803.86	\$6,039.15	\$0.00	\$0.00	\$174,900.33
2015 Disability Insurance	\$542.15	\$8,537.78	\$42.80	\$0.00	\$0.00	\$9,122.73
2016 Medicare/Employer's Share	\$38,614.67	\$34,020.02	\$3,277.25	\$452.63	\$0.00	\$76,364.57
2019 Flex Credit	\$1,452.24	\$15,486.49	\$335.14	\$0.00	\$0.00	\$17,273.87
2020	\$0.16	\$88.60	\$0.05	\$0.00	\$0.00	\$88.81
2021	\$0.00	\$6,786.90	\$0.00	\$0.00	\$0.00	\$6,786.90
OTHER EMPLOYMENT COSTS	\$1,467,370.80	\$1,119,480.38	\$193,742.17	\$13,059.91	\$0.00	\$2,793,653.26
4000 In-State Travel	\$307.20	\$52.80	\$0.00	\$28.00	\$0.00	\$388.00
TRAVEL	\$307.20	\$52.80	\$0.00	\$28.00	\$0.00	\$388.00
5000 Professional Services	\$145.00	\$266,768.53	\$12,032.97	\$8,119.38	\$0.00	\$287,065.88
5010 Medical/ Related Services	\$21,555.50	\$11,880.81	\$195.00	\$190,203.26	\$0.00	\$223,834.57
5015 Therapists	\$7,448.00	\$301,806.74	\$0.00	\$70,422.75	\$0.00	\$379,677.49
5061 Temporary Employment Services	\$0.00	\$0.00	\$15,238.53	\$0.00	\$0.00	\$15,238.53
5077 Exterminator	\$269.00	\$169.00	\$0.00	\$0.00	\$0.00	\$438.00
5101 Postage	\$2,084.76	\$683.64	\$0.00	\$111.23	\$0.00	\$2,879.63
5111 Telephone Services	\$6,728.46	\$12,182.62	\$2,212.59	\$2,198.36	\$0.00	\$23,322.03
5201 Water and Sewer	\$0.00	\$6,927.46	\$375.00	\$3,371.95	\$0.00	\$10,674.41
5203 Electricity	\$71,332.00	\$9,481.33	\$0.00	\$4,853.21	\$0.00	\$85,666.54
5211 Heat by Natural Gas	\$46,524.47	\$34,261.73	\$0.00	\$797.48	\$0.00	\$81,583.68
5214 Heat by Oil	\$0.00	\$0.00	\$2,708.37	\$0.00	\$0.00	\$2,708.37
5402 Buildings- Office Space	\$426.10	\$0.00	\$15,500.00	\$0.00	\$0.00	\$15,926.10
5406	\$0.00	\$1,300.00	\$0.00	\$0.00	\$0.00	\$1,300.00

DIVISION - 58 Intensive Learning Center-Red Clay

Object Code & Title		State Division Funding	Current Expense Local	Other State	Other Local	Federal	Total
5411	PhotoCopier Equipment	\$11,620.53	\$0.00	\$0.00	\$0.00	\$0.00	\$11,620.53
5413	Other Office Machines and Equipment Rental	\$437.95	\$368.05	\$190.63	\$569.25	\$0.00	\$1,565.88
5425	Regular Pupil Transportation	\$0.00	\$130.00	\$0.00	\$0.00	\$0.00	\$130.00
5427	Curriculum Trips	\$0.00	\$0.00	\$0.00	\$12.00	\$0.00	\$12.00
5500	Buildings/Grounds Repair	\$532.80	\$197.50	\$0.00	\$0.00	\$0.00	\$730.30
5506	Custodial Services Office/Building/Grounds	\$0.00	\$132.21	\$1,420.68	\$0.00	\$0.00	\$1,552.89
5507	Maintenance Agreements	\$0.00	\$4,681.73	\$0.00	\$0.00	\$0.00	\$4,681.73
5510	Equipment Repair	\$1,409.05	\$3,003.00	\$31.27	\$0.00	\$0.00	\$4,443.32
5524		\$0.00	\$0.00	\$13,000.00	\$0.00	\$0.00	\$13,000.00
5542	Trash Removal - Container	\$567.81	\$4,376.60	\$0.00	\$2,331.37	\$0.00	\$7,275.78
5544	Alarm and Signal Systems	\$11,375.23	\$6,846.53	\$0.00	\$5,715.02	\$0.00	\$23,936.78
5600	Printing	\$0.00	\$699.87	\$0.00	\$0.00	\$0.00	\$699.87
5635	Dry Cleaning/Laundry Services	\$0.00	\$0.00	\$1,750.00	\$0.00	\$0.00	\$1,750.00
5647	Student Body Activity	\$1,166.70	\$0.00	\$0.00	\$0.00	\$0.00	\$1,166.70
CONTRACTUAL SERVICES		\$183,623.36	\$665,897.35	\$64,655.04	\$288,705.26	\$0.00	\$1,202,881.01
6000	Office Supplies	\$25,475.24	\$1,971.79	\$4,201.68	\$1,223.91	\$0.00	\$32,872.62
6070		\$0.00	\$23,281.07	\$0.00	\$0.00	\$0.00	\$23,281.07
6088		\$1,262.75	\$2,333.60	\$0.00	\$0.00	\$0.00	\$3,596.35
6111	Food - Institutional	\$0.00	\$700.00	\$0.00	\$30.95	\$0.00	\$730.95
6140	Custodial Supplies	\$69.16	\$43.52	\$246.58	\$0.00	\$0.00	\$359.26
6145	Computer Supplies	\$662.47	\$199.65	\$17.00	\$2,482.12	\$0.00	\$3,361.24
6150	Instructional Supplies	\$34,684.12	\$64,918.49	\$15,687.56	\$6,544.40	\$0.00	\$121,834.57
6151	Subscriptions	\$408.65	\$0.00	\$0.00	\$0.00	\$0.00	\$408.65
6153	Manuals and Test Materials	\$249.55	\$0.00	\$0.00	\$0.00	\$0.00	\$249.55
6163	Medical Supplies/Medicines/Health Aids	\$558.76	\$0.00	\$50.75	\$0.00	\$0.00	\$609.51

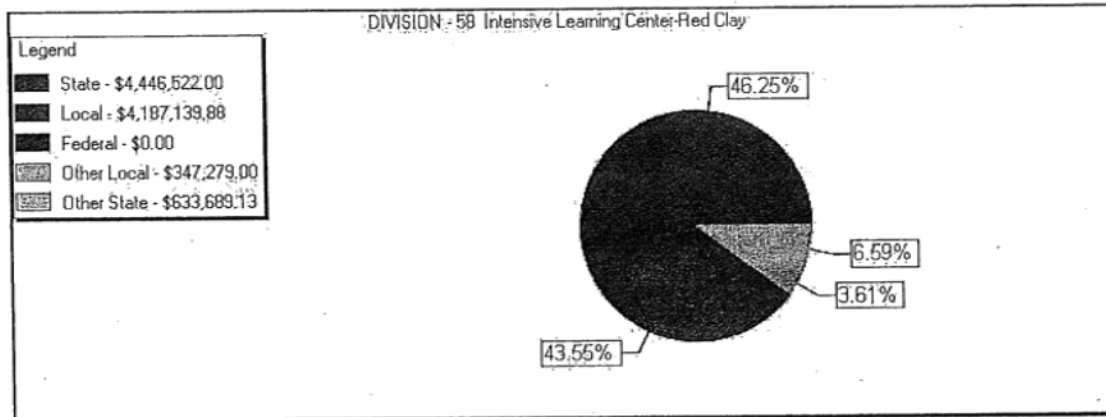
11/8/2008

YTD Total Expenditures and Encumbrances Report as of 06/30/2008

Page: 17

DIVISION - 58 Intensive Learning Center-Red Clay

Object Code & Title	State Division Funding	Current Expense Local	Other State	Other Local	Federal	Total
6171 Gasoline	\$0.00	\$49,074.73	\$19,270.39	\$4,205.70	\$0.00	\$72,550.82
6174 Gas	\$0.00	\$558.67	\$0.00	\$0.00	\$0.00	\$558.67
6210 Vehicle Materials	\$1,162.45	\$34,568.34	\$20,880.04	\$4,592.81	\$0.00	\$61,203.64
6220 Maintenance and Building Materials	\$93.76	\$0.00	\$0.00	\$0.00	\$0.00	\$93.76
SUPPLIES AND MATERIALS	\$64,626.91	\$177,649.86	\$60,354.00	\$19,079.89	\$0.00	\$321,710.66
8800 Computers	\$0.00	\$510.00	\$0.00	\$0.00	\$0.00	\$510.00
CAPITAL OUTLAY - PROPERTY	\$0.00	\$510.00	\$0.00	\$0.00	\$0.00	\$510.00
GRAND TOTALS	\$4,446,522.00	\$4,187,139.88	\$633,689.13	\$347,279.00	\$0.00	\$9,614,630.01



9/8/2008

YTD Total Expenditures and Encumbrances Report as of 06/30/2008

Page: 18

TOTAL ALL DIVISIONS

Object Code & Title		State Division Funding	Current Expense Local	Other State	Other Local	Federal	Total
1101	Chief School Officer	\$96,793.25	\$68,360.42	\$6,170.54	\$0.00	\$0.00	\$171,324.21
1105	Assistant Superintendent	\$260,978.87	\$136,066.18	\$15,178.68	\$0.00	\$0.00	\$412,223.73
1106	Directors - Administration	\$130,573.90	\$106,301.51	\$8,383.92	\$0.00	\$0.00	\$245,259.33
1107	Directors - Instruction	\$301,067.30	\$177,056.82	\$15,992.84	\$0.00	\$224,373.20	\$718,490.16
1108	Admin Assistant - Executive	\$71,237.37	\$19,567.35	\$0.00	\$0.00	\$10,960.38	\$101,765.10
1110	Supervisors- Instruction	\$295,300.24	\$175,700.74	\$67,192.85	\$11,276.38	\$4,448.77	\$553,918.98
1111	Supervisors- Support Services	\$442,347.46	\$189,468.26	\$27,951.61	\$80,383.91	\$31,724.70	\$771,875.94
1112	Specialist- Support Services	\$598,712.50	\$270,013.02	\$81,029.90	\$254,826.59	\$36,946.81	\$1,241,528.82
1113	Specialist-Transportation	\$0.00	\$50,572.30	\$211,568.81	\$0.00	\$0.00	\$262,141.11
1114	Principal	\$1,756,948.23	\$1,053,215.55	\$187,869.81	\$0.00	\$41,072.02	\$3,039,105.61
1116	Assistant Principals	\$1,551,084.00	\$1,138,574.92	\$102,248.22	\$0.00	\$0.00	\$2,791,907.14
1117	Specialists- Maintenance	\$138.11	\$0.00	\$0.00	\$2,961.23	\$0.00	\$3,099.34
1118	Coordinators	\$6,953.64	\$0.00	\$26,445.97	\$54,258.61	\$54,654.45	\$142,312.67
1119	Guidance Counselors	\$0.00	\$0.00	\$23,587.07	\$0.00	\$3,534.30	\$27,121.37
1120	Teachers	\$41,516,401.83	\$15,925,519.18	\$1,740,830.02	\$1,138,801.50	\$2,977,711.22	\$63,299,263.75
1122	Visiting Teachers	\$141,724.22	\$72,791.41	\$3,296.03	\$0.00	\$0.00	\$217,811.66
1124	Psychologists	\$298,439.59	\$147,981.56	\$4,104.16	\$0.00	\$47,069.44	\$497,594.75
1125	Related Services Teachers	\$43,283.21	\$7,334.76	\$3,436.96	\$598.59	\$0.00	\$54,653.52
1126	Speech and Hearing	\$354,974.05	\$152,130.05	\$8,577.84	\$0.00	\$977.67	\$516,659.61
1127	Gifted and Talented	\$0.00	\$0.00	\$0.00	\$0.00	\$364.00	\$364.00
1128	Paraprofessionals	\$1,831,373.35	\$1,160,599.58	\$151,171.16	\$118,994.47	\$846,776.57	\$4,108,915.13
1130	Driver Education	\$343,434.81	\$161,928.89	\$6,798.57	\$0.00	\$0.00	\$512,162.27
1132	Driver Education - Non Public	\$0.00	(\$533.80)	\$0.00	\$1,200.00	\$0.00	\$666.20
1134	Nurse/Hygienists	\$1,007,673.30	\$354,245.18	\$26,200.88	\$269,894.28	\$0.00	\$1,658,013.64
1137	Therapists	\$0.00	\$0.00	\$304.20	\$1,287.00	\$5,935.70	\$7,526.90
1138	Clerical - Support Services	\$1,445,581.77	\$689,390.62	\$205,261.85	\$121,005.09	\$60,371.65	\$2,521,610.98

3/8/2008

YTD Total Expenditures and Encumbrances Report as of 06/30/2008

Page: 19

TOTAL ALL DIVISIONS

Object Code & Title	State Division Funding	Current Expense Local	Other State	Other Local	Federal	Total
1140 Custodial/Maintenance Employees	\$4,748,168.86	\$2,226,179.75	\$156,986.74	\$202,673.74	\$0.00	\$7,334,009.09
1141 Clerical Schools	\$1,067,813.49	\$415,999.17	\$19,347.61	\$6,709.35	\$2,366.54	\$1,512,236.16
1143 Cafeteria Substitute	\$0.00	\$0.00	\$0.00	\$114,207.90	\$0.00	\$114,207.90
1144 Cafeteria Manager	\$395,872.84	\$0.00	\$0.00	\$144,106.09	\$0.00	\$539,978.93
1145 Cafeteria Workers	\$1,101,435.90	\$0.00	\$0.00	\$603,353.42	\$0.00	\$1,704,789.32
1146 Transportation Supervisors	\$60,453.78	\$32,358.80	\$135,740.31	\$0.00	\$0.00	\$228,552.89
1148 Bus Drivers - Regular Trips	\$0.00	\$448,121.52	\$666,975.17	\$0.00	\$0.00	\$1,115,096.69
1149 Bus Aides	\$0.00	\$106,336.49	\$433,327.15	\$0.00	\$0.00	\$539,663.64
1150 Inservice Education Workshop	\$0.00	\$6,969.45	\$1,560.00	\$1,690.00	\$0.00	\$10,219.45
1152 Substitute Teachers	\$117,912.62	\$505,079.93	\$133,781.41	\$804.68	\$10,743.60	\$768,322.24
1153 Substitute Nurses	\$260.00	\$20,349.21	\$2,395.00	\$0.00	\$0.00	\$23,004.21
1154 EPER Athletic Salaries	\$1,581.00	\$469,988.13	\$0.00	\$19,045.70	\$0.00	\$490,614.83
1156 EPER Extra Curricular Activities	\$6,115.74	\$464,412.10	\$24,666.04	\$12,867.32	\$1,554.70	\$509,615.90
1157 EPER Miscellaneous	\$61,324.88	\$139,547.73	\$280,541.21	\$56,700.46	\$347,587.58	\$885,701.86
1158 Homebound Instruction	\$170.00	\$12,522.83	\$187.00	\$962.50	\$40,591.50	\$54,433.83
1160 Summer School	\$138,130.47	\$108,196.50	\$302,209.22	\$91,975.10	\$735.50	\$641,246.79
1162 Evening School	\$0.00	\$0.00	\$205,280.74	\$24,785.14	\$20,893.95	\$250,959.83
1164 Bldg Grounds Supervisor	\$67,925.06	\$34,292.36	\$1,473.64	\$0.00	\$0.00	\$103,691.06
1168 Co-Op Work Study	\$9,177.26	\$79,602.16	\$5,031.08	\$108.00	\$0.00	\$93,918.50
1170 Substitute Custodial	\$22,396.55	\$119,317.78	\$2,272.80	\$231.12	\$0.00	\$144,218.25
1175 Shift Differential Sal	\$3,184.63	\$28,168.20	\$429.16	\$1,280.87	\$0.00	\$33,062.86
1180 Overtime Clerical	\$1,932.47	\$5,790.85	\$1,109.86	\$10,318.02	\$0.00	\$19,151.20
1181 Overtime Custodial	(\$25,150.04)	\$182,050.83	\$1,490.25	\$232,623.36	(\$270.81)	\$390,743.59
1182	\$0.00	\$733.31	\$0.00	\$93,853.95	\$0.00	\$94,587.26
SALARIES	\$60,273,726.51	\$27,462,301.60	\$5,298,406.28	\$3,673,784.37	\$4,771,123.44	\$101,479,342.20

9/8/2008

YTD Total Expenditures and Encumbrances Report as of 06/30/2008

Page: 20

TOTAL ALL DIVISIONS

Object Code & Title	State Division Funding	Current Expense Local	Other State	Other Local	Federal	Total
2001 Pensions/Employer's Share	\$9,390,394.20	\$4,828,176.43	\$732,373.41	\$552,771.10	\$726,115.31	\$16,229,830.45
2002 Health Insurance/Employer's Share	\$13,792,381.39	\$1,809,138.12	\$698,327.53	\$172,300.39	\$763,823.08	\$17,235,970.51
2004 Group Life Insurance	\$15,618.07	\$230,537.26	\$6,259.48	\$14,484.03	\$9,558.24	\$276,457.08
2005 Workers Compensation	\$951,008.11	\$508,674.22	\$76,012.90	\$62,146.33	\$80,134.00	\$1,677,975.56
2006 Social Security/Employer's Share	\$3,515,723.18	\$1,842,260.07	\$308,735.41	\$228,239.57	\$296,066.95	\$6,191,025.18
2009 Unemployment Insurance Benefits	\$97,599.54	\$52,209.00	\$7,851.56	\$6,383.39	\$8,248.22	\$172,291.71
2010 Prescription Plan	\$0.00	\$275.33	\$3.88	\$0.00	\$0.00	\$279.21
2011 Dental Plan	\$132,451.49	\$2,042,323.94	\$98,964.94	\$171,124.87	\$100,989.69	\$2,545,854.93
2012 Blood Bank	\$0.00	\$124.74	\$0.00	\$0.00	\$0.00	\$124.74
2015 Disability Insurance	\$9,003.01	\$187,136.38	\$3,007.95	\$8,403.23	\$6,364.31	\$213,914.88
2016 Medicare/Employer's Share	\$831,368.52	\$455,157.71	\$55,396.04	\$54,046.77	\$70,070.16	\$1,466,039.20
2019 Flex Credit	\$18,884.31	\$184,375.32	\$2,967.57	\$30,179.05	\$12,499.50	\$248,905.75
2020	\$258.56	\$936.76	\$36.01	\$37.26	\$12.72	\$1,281.31
2021	\$0.00	\$87,185.09	\$0.00	\$0.00	\$0.00	\$87,185.09
OTHER EMPLOYMENT COSTS	\$28,754,690.38	\$12,228,510.37	\$1,989,936.68	\$1,300,115.99	\$2,073,882.18	\$46,347,135.60
3301 Debt Service/Interest	\$0.00	\$0.00	\$1,325,877.26	\$3,406,168.05	\$0.00	\$4,732,045.31
3302 Debt Service/Principal	\$0.00	\$0.00	\$4,651,398.51	\$4,850,405.00	\$0.00	\$9,501,803.51
3603 Tuition Reimbursements	\$0.00	\$65,882.95	\$132,943.00	\$0.00	\$0.00	\$198,825.95
3604 Tuition - In- State Public Schools	\$0.00	\$3,342,751.08	\$567,046.00	\$3,514,923.15	\$0.00	\$7,424,720.23
3605 Tuition - Out of State or Private	\$0.00	\$0.00	\$310,558.26	\$386,156.74	\$0.00	\$696,715.00
GOVERNMENT SERVICES	\$0.00	\$3,408,634.03	\$6,987,823.03	\$12,157,652.94	\$0.00	\$22,554,110.00
4000 In-State Travel	\$8,306.58	\$19,103.13	\$3,692.19	\$8,634.74	\$12,425.88	\$52,162.52
4100 Out-of-State Travel	\$1,326.18	\$2,796.03	\$15,211.62	\$4,479.91	\$41,347.76	\$65,161.50
TRAVEL	\$9,632.76	\$21,899.16	\$18,903.81	\$13,114.65	\$53,773.64	\$117,324.02

9/8/2008

YTD Total Expenditures and Encumbrances Report as of 06/30/2008

Page: 21

TOTAL ALL DIVISIONS

Object Code & Title	State Division Funding	Current Expense Local	Other State	Other Local	Federal	Total
5000 Professional Services	\$128,409.76	\$2,030,966.32	\$1,115,276.12	\$7,140,074.11	\$1,403,363.45	\$11,818,089.76
5001 Professional Fees/Architects	\$0.00	\$0.00	\$242,889.00	\$394,120.88	\$0.00	\$637,009.88
5002 Professional Fees/Engineers	\$0.00	\$0.00	\$0.00	\$1,390.25	\$0.00	\$1,390.25
5007 Construction Manager	\$0.00	\$55,760.55	\$0.00	\$0.00	\$0.00	\$55,760.55
5008 Inspection Fees	\$81.50	\$250.00	\$0.00	\$735.00	\$0.00	\$1,066.50
5010 Medical/ Related Services	\$56,353.44	\$272,586.66	\$501,572.50	\$797,291.33	\$52,000.00	\$1,679,803.93
5015 Therapists	\$7,448.00	\$445,293.74	\$77,937.00	\$165,300.00	\$120,484.50	\$816,463.24
5020 Legal Services	\$169.92	\$385,814.19	\$0.00	\$26,732.94	\$0.00	\$412,717.05
5030 Professional Negotiators	\$0.00	\$810.00	\$0.00	\$5,787.30	\$0.00	\$6,597.30
5043 Auditors	\$0.00	\$26,057.00	\$0.00	\$85,136.50	\$18,420.00	\$129,613.50
5051 Educational Consultants - Individual	\$2,000.00	\$68,651.14	\$750.00	\$19,895.00	\$103,543.69	\$194,839.83
5052 Educational Consultants - Company	\$9,150.00	\$186.00	\$22,680.00	\$3,025.13	\$15,986.72	\$51,027.85
5053 Educational Management Consultants	\$0.00	\$24,795.00	\$23,000.00	\$0.00	\$0.00	\$47,795.00
5054 Interpreters	\$0.00	\$5,000.00	\$30,001.21	\$0.00	\$4,574.13	\$39,575.34
5061 Temporary Employment Services	\$1,325.10	\$304,504.38	\$635,859.64	\$5,373.29	\$44,030.07	\$991,092.48
5065	\$0.00	\$74.00	\$0.00	\$0.00	\$2,613.14	\$2,687.14
5074 Outside Computer Services - N-State Agenices	\$1,119.00	\$1,338.78	\$13,994.00	\$0.00	\$0.00	\$16,451.78
5075 Computer Consulting Services	\$0.00	\$2,300.00	\$0.00	\$0.00	\$0.00	\$2,300.00
5077 Exterminator	\$6,903.00	\$5,622.00	\$0.00	\$5,180.00	\$0.00	\$17,705.00
5089 Travel Expenses Allowed - N-State Employees	\$0.00	\$199.00	\$0.00	\$1,080.00	\$3,502.01	\$4,781.01
5092 Athletic Officials	\$67,244.00	\$44,828.00	\$0.00	\$6,495.00	\$0.00	\$118,567.00
5093 Contracted Labor	\$0.00	\$38,081.73	\$0.00	\$9,978.00	\$1,815.00	\$49,874.73
5097 Contracts - State Agencies	\$0.00	\$0.00	\$0.00	\$0.00	\$3,000.00	\$3,000.00
5099	\$0.00	\$13,045.80	\$0.00	\$0.00	\$0.00	\$13,045.80
5101 Postage	\$50,112.95	\$67,097.74	\$9,709.39	\$12,697.47	\$1,314.51	\$140,932.06
5111 Telephone Services	\$138,587.57	\$242,902.98	\$53,254.70	\$117,455.20	\$3,362.82	\$555,563.27

9/8/2008

YTD Total Expenditures and Encumbrances Report as of 06/30/2008

Page: 22

TOTAL ALL DIVISIONS

Object Code & Title	State Division Funding	Current Expense Local	Other State	Other Local	Federal	Total
5112	\$1.48	\$0.00	\$0.00	\$53,166.08	\$0.00	\$53,167.56
5125 Telecommunication Equipment	\$512.13	\$512.13	\$0.00	\$0.00	\$0.00	\$1,024.26
5201 Water and Sewer	\$65,366.58	\$268,318.45	\$1,043.58	\$133,042.01	\$0.00	\$467,770.62
5203 Electricity	\$2,104,467.71	\$786,415.93	\$0.00	\$84,364.77	\$0.00	\$2,975,248.41
5211 Heat by Natural Gas	\$662,524.47	\$642,498.62	\$0.00	\$4,219.22	\$0.00	\$1,309,242.31
5212 Heat/Cook by Propane Gas	\$0.00	\$12,134.04	\$0.00	\$0.00	\$0.00	\$12,134.04
5214 Heat by Oil	\$0.00	\$13,671.54	\$2,933.37	\$0.00	\$0.00	\$16,604.91
5323 Insurance	\$28,121.00	\$0.00	\$690.00	\$79,406.00	\$0.00	\$108,217.00
5331 Private Placement Transportation Reimbursements	\$0.00	\$0.00	\$585.00	\$0.00	\$0.00	\$585.00
5333 General Comprehensive Liability	\$0.00	\$0.00	\$15.00	\$0.00	\$0.00	\$15.00
5334	\$0.00	\$201,110.00	\$0.00	\$0.00	\$0.00	\$201,110.00
5401 Buildings other than Office SP	\$15,982.00	\$3,234.50	\$11,232.00	\$8,248.00	\$0.00	\$38,696.50
5402 Buildings- Office Space	\$234,976.03	\$510,297.82	\$82,975.44	\$87,497.47	\$0.00	\$915,746.76
5406	\$463.58	\$4,580.89	\$812.90	\$561.95	\$0.00	\$6,419.32
5411 PhotoCopier Equipment	\$320,314.60	\$60,953.49	\$8,640.21	\$53,360.54	\$527.37	\$443,796.21
5413 Other Office Machines and Equipment Rental	\$5,836.32	\$9,472.00	\$16,039.23	\$7,316.27	\$40.23	\$38,704.05
5423	\$0.00	\$980.00	\$0.00	\$0.00	\$0.00	\$980.00
5425 Regular Pupil Transportation	\$4,170.00	\$23,119.76	\$5,445,600.45	\$71,978.90	\$8,471.00	\$5,553,340.11
5426 Out-of-State Pupil Transportation	\$0.00	\$0.00	\$0.00	\$225.00	\$0.00	\$225.00
5427 Curriculum Trips	\$0.00	\$8,495.00	\$30,260.00	\$4,649.81	\$1,738.61	\$45,143.42
5428 After School Activity Transportation	\$0.00	\$29,397.30	\$250,961.15	\$48,060.60	\$2,185.00	\$330,604.05
5429 Athletic Transportation	\$41,595.00	\$65,806.00	\$0.00	\$22,982.50	\$0.00	\$130,383.50
5430 Cars - Common Van	\$0.00	\$0.00	\$132.49	\$0.00	\$0.00	\$132.49
5438 Buildings/Ground Maintenance Equipment	\$519.20	\$0.00	\$3,573.12	\$2,382.08	\$0.00	\$6,474.40
5440 Computer Rentals and Leases	\$0.00	\$64,446.31	\$20,356.44	\$0.00	\$0.00	\$84,802.75
5456	\$301.58	\$1,253.25	\$81,901.10	\$0.00	\$4,322.00	\$87,777.93

9/8/2008

YTD Total Expenditures and Encumbrances Report as of 06/30/2008

Page: 23

TOTAL ALL DIVISIONS

Object Code & Title	State Division Funding	Current Expense Local	Other State	Other Local	Federal	Total
5470	\$0.00	\$70.49	\$0.00	\$31.62	\$0.00	\$102.11
5500 Buildings/Grounds Repair	\$76,895.77	\$56,510.06	\$400,675.83	\$291,030.48	\$0.00	\$825,112.14
5501 Buildings - Maintenance Only	\$2,075.20	\$3,465.00	\$32,924.40	\$21,949.60	\$0.00	\$60,414.20
5502 Grounds - Maint. Only Lawn Care	\$553.25	\$355.00	\$0.00	\$0.00	\$0.00	\$908.25
5505 Building and Grounds Maintenance Equipment	\$3,371.22	\$0.00	\$0.00	\$0.00	\$0.00	\$3,371.22
5506 Custodial Services Office/Building/Grounds	\$0.00	\$6,354.54	\$1,420.68	\$3,039.82	\$0.00	\$10,815.04
5507 Maintenance Agreements	\$22,329.68	\$339,117.74	\$68,651.36	\$94,362.18	\$0.00	\$524,460.96
5510 Equipment Repair	\$18,121.92	\$9,961.64	\$15,370.41	\$40,648.47	\$0.00	\$84,102.44
5511 Maintenance Contracts - All Office Equipment	\$0.00	\$0.00	\$2,915.00	\$0.00	\$0.00	\$2,915.00
5517 Repairs by Outside Vendor	\$5,336.00	\$17,242.81	\$4,619.41	\$3,659.64	\$0.00	\$30,857.86
5521 Cars	\$10.00	\$2.59	\$0.00	\$0.00	\$0.00	\$12.59
5522 Station Wagons and Vans	\$0.00	\$6,921.26	\$0.00	\$0.00	\$0.00	\$6,921.26
5524	\$170.16	\$216.71	\$13,000.00	\$0.00	\$0.00	\$13,386.87
5542 Trash Removal - Container	\$1,484.06	\$129,165.26	\$0.00	\$63,379.99	\$0.00	\$194,029.31
5544 Alarm and Signal Systems	\$207,406.71	\$118,892.80	\$20,935.79	\$114,169.20	\$0.00	\$461,404.50
5600 Printing	\$22,411.33	\$4,424.66	\$49.50	\$21,730.99	\$180.00	\$48,796.48
5602 Licenses and Permits	\$475.00	\$75.00	\$0.00	\$0.00	\$12,000.00	\$12,550.00
5603 Public Brochures - Promotional Materials	\$100.00	\$0.00	\$0.00	\$0.00	\$0.00	\$100.00
5610 Advertising	\$7,041.24	\$8,988.17	\$488.16	\$16,982.42	\$0.00	\$33,499.99
5631 Ath Conf Fees & Assoc Dues	\$38,420.60	\$35,059.67	\$24,040.10	\$23,153.19	\$41,818.03	\$162,491.59
5634 Examination Cost/Fees	\$0.00	\$0.00	\$865.00	\$0.00	\$0.00	\$865.00
5635 Dry Cleaning/Laundry Services	\$0.00	\$4,269.49	\$2,800.00	\$1,123.53	\$0.00	\$8,193.02
5640 Commencement Costs Other than Speaker	\$0.00	\$0.00	\$90.84	\$545.10	\$0.00	\$635.94
5643 Food Service - Other	\$413.00	\$13,050.35	\$0.00	\$0.00	\$330.82	\$13,794.17
5645	\$0.00	\$228.02	\$0.00	\$0.00	\$0.00	\$228.02
5647 Student Body Activity	\$2,034.57	\$33,841.00	\$65,596.13	\$1,692.56	\$86,744.58	\$189,908.84

9/8/2008

YTD Total Expenditures and Encumbrances Report as of 06/30/2008

Page: 24

TOTAL ALL DIVISIONS

Object Code & Title	State Division Funding	Current Expense Local	Other State	Other Local	Federal	Total
5648 Indirect Cost	\$0.00	\$0.00	\$0.00	\$2,288,128.50	\$1,224,770.04	\$3,512,898.54
5660	\$0.00	\$272.68	\$420.00	\$27,808.00	\$0.00	\$28,500.68
5667 Training	\$6,500.00	\$30,986.96	\$207.00	\$0.00	\$0.00	\$37,693.96
CONTRACTUAL SERVICES	\$4,369,205.63	\$7,562,333.94	\$9,339,744.65	\$12,472,643.89	\$3,161,137.72	\$36,905,065.83
6000 Office Supplies	\$215,250.58	\$114,964.96	\$37,598.14	\$45,688.17	\$17,048.62	\$430,550.47
6004 Photocopier Supplies	\$3,970.49	\$5,633.91	\$94.94	\$2,659.76	\$0.00	\$12,359.10
6011 Promotional Supplies	\$76.90	\$7,035.62	\$0.00	\$0.00	\$600.00	\$7,712.52
6070	\$269.28	\$27,604.25	\$13,273.35	\$46,239.95	\$0.00	\$87,386.83
6088	\$1,262.75	\$74,545.65	\$71,200.55	\$0.00	\$104,981.00	\$251,989.95
6111 Food - Institutional	\$1,012.87	\$22,206.66	\$6,184.68	\$14,066.78	\$18,281.24	\$61,752.23
6140 Custodial Supplies	\$90,006.58	\$67,573.19	\$422.92	\$69,540.27	\$0.00	\$227,542.96
6145 Computer Supplies	\$102,068.24	\$212,204.35	\$216,319.62	\$15,617.34	\$115,670.97	\$661,880.52
6150 Instructional Supplies	\$523,504.44	\$583,109.62	\$548,823.41	\$105,784.05	\$348,099.47	\$2,109,320.99
6151 Subscriptions	\$11,141.66	\$6,676.18	\$42,211.24	\$187.29	\$804.50	\$61,020.87
6153 Manuals and Test Materials	\$490.80	\$0.00	\$1,240.86	\$0.00	\$0.00	\$1,731.66
6156 Audio/Visual	\$3,221.22	\$12,711.46	\$6,624.24	\$902.53	\$451.36	\$23,910.81
6157 Textbooks	\$298,417.47	\$78,748.89	\$373,155.78	\$7,898.37	\$12,053.08	\$770,273.59
6158 Technical/Reference Books	\$1,138.61	\$1,732.41	\$0.00	\$0.00	\$0.00	\$2,871.02
6160 Library Books - Consumable	\$7,198.00	\$5,580.04	\$19,484.10	\$1,097.50	\$0.00	\$33,359.64
6163 Medical Supplies/Medicines/Health Aids	\$23,871.26	\$2,873.05	\$81.20	\$1,686.79	\$0.00	\$28,512.30
6171 Gasoline	\$16,754.58	\$334,544.37	\$51,753.90	\$37,562.97	\$0.00	\$440,615.82
6174 Gas	\$3,416.04	\$53,657.91	\$3,605.42	\$0.00	\$0.00	\$60,679.37
6210 Vehicle Materials	\$17,663.91	\$157,554.18	\$95,564.52	\$48,222.89	\$0.00	\$319,005.50
6220 Maintenance and Building Materials	\$67,811.25	\$53,520.04	\$33,950.37	\$81,865.94	\$194.85	\$237,342.45
6230 Highway/Grounds Materials	\$140.00	\$1,325.00	\$0.00	\$0.00	\$0.00	\$1,465.00

9/8/2008

YTD Total Expenditures and Encumbrances Report as of 06/30/2008

Page: 25

TOTAL ALL DIVISIONS

Object Code & Title	State Division Funding	Current Expense Local	Other State	Other Local	Federal	Total
6250 Athletic Supplies	\$121,631.97	\$35,701.85	\$4,334.40	\$16,326.44	\$0.00	\$177,994.66
6251 Commencement Supplies	\$373.50	\$1,192.60	\$1,012.65	\$809.88	\$0.00	\$3,388.63
SUPPLIES AND MATERIALS	\$1,510,692.40	\$1,860,696.19	\$1,526,936.29	\$496,156.92	\$618,185.09	\$6,012,666.89
7002 Instructional Equipment	\$32.85	\$838.69	\$268.76	\$0.00	\$0.00	\$1,140.30
7004 Athletic Equipment	\$2,588.19	\$0.00	\$0.00	\$2,677.66	\$0.00	\$5,265.85
7010 General Equipment	\$689.25	\$1,144.49	\$0.00	\$0.00	\$0.00	\$1,833.74
7110 Vehicles	\$0.00	\$0.00	\$9,621.70	\$0.00	\$0.00	\$9,621.70
7200 Custodial/Maintenance Equipment	\$6,565.00	\$0.00	\$0.00	\$0.00	\$0.00	\$6,565.00
CAPITAL OUTLAY - EQUIPMENT	\$9,875.29	\$1,983.18	\$9,890.46	\$2,677.66	\$0.00	\$24,426.59
8000 Land	\$1,830.10	\$0.00	\$0.00	\$348.16	\$0.00	\$2,178.26
8200 Buildings	\$0.00	\$0.00	\$16,508.62	\$0.00	\$0.00	\$16,508.62
8301 Building Alterations	\$0.00	\$0.00	\$1,313,312.58	\$48,838,980.92	\$0.00	\$50,152,293.50
8800 Computers	\$90.00	\$510.00	\$4,193.01	\$0.00	\$0.00	\$4,793.01
CAPITAL OUTLAY - PROPERTY	\$1,920.10	\$510.00	\$1,334,014.21	\$48,839,329.08	\$0.00	\$50,175,773.39
GRAND TOTALS	\$94,929,743.07	\$52,546,868.47	\$26,505,655.41	\$78,955,475.50	\$10,678,102.07	\$263,615,844.52

9/8/2008

YTD Total Expenditures and Encumbrances Report as of 06/30/2008

Page: 26

TOTAL ALL DIVISIONS

Object Code & Title	State Division Funding	Current Expense Local	Other State	Other Local	Federal	Total
---------------------	---------------------------	--------------------------	-------------	-------------	---------	-------

