



Community Financial Review Committee

YTD Total Expenditures & Encumbrances Report

Prepared by the Red Clay Business Office

**Includes Prior Year Appropriations
Report Ending Date: June 30, 2010
2010 Fiscal Year: July 1, 2009 to June 30, 2010
Percent of Fiscal Year Complete: 100%**

Committee Members

- Jill Floore, Red Clay Chief Financial Officer
- Kelly Krapf, Red Clay Education Association Representative
- Paul Lloyd, Community Representative
- Larry Miller, Community Representative
- Jane Rattenni, Community Representative
- Cathy Thompson, Board of Education Representative
- Kim Williams, Board of Education Representative

CFRC Review: September 13, 2010

FY10 - 12

The Business Office is responsible for the accuracy of the content found in the YTD Total Expenditures & Encumbrances Report. The CFRC reviews the document in order to track spending by the object code accounting system.

For more information, visit the CFRC website at <http://www.redclay.k12.de.us/boardcfr/cfrindex.shtml>

Contact us at rccfrc@redclay.k12.de.us

Abstract:

The YTD Total Expenditures and Encumbrances Report tracks district costs by object code and is used by the State of Delaware's accounting system to identify line item expenses and encumbrances. An encumbrance is an accounting procedure that sets aside available funds for commitments related to unperformed contracts for goods and services, to ensure the availability of funds when payment is requested. This report includes prior year appropriations that were expended in the 2010 fiscal year. An appropriation is an authorization granted by the legislative body to make expenditures and to incur obligations for specific purposes. An appropriation is usually limited in amount and in the time during which it may be expended.

DIVISION - 32 Red Clay Consolidated School District

Object Code & Title		State Division Funding	Current Expense Local	Other State	Other Local	Federal	Total
1101	Chief School Officer	\$163,374.10	\$70,908.69	\$0.00	\$0.00	\$0.00	\$234,282.79
1105	Assistant Superintendent	\$226,461.07	\$190,058.16	\$0.00	\$0.00	\$0.00	\$416,519.23
1106	Directors - Administration	\$205,710.67	\$168,984.39	\$0.00	\$0.00	\$0.00	\$374,695.06
1107	Directors - Instruction	\$152,742.74	\$85,654.56	\$0.00	\$0.00	\$117,286.24	\$355,683.54
1108	Admin Assistant - Executive	\$11,135.86	\$5,840.40	\$0.00	\$0.00	\$0.00	\$16,976.26
1110	Supervisors- Instruction	\$3,046.07	(\$1,610.09)	\$15,806.42	\$58,404.63	\$272,907.59	\$348,554.62
1111	Supervisors- Support Services	\$481,709.65	\$299,547.18	\$0.00	\$102,646.78	\$332,609.16	\$1,216,512.77
1112	Specialist- Support Services	\$260,937.00	\$99,262.05	\$0.00	\$110,674.19	\$24,109.39	\$494,982.63
1113	Specialist-Transportation	\$0.00	\$208,180.51	\$60,382.54	\$0.00	\$0.00	\$268,563.05
1114	Principal	\$1,522,048.98	\$893,186.25	\$111,073.42	\$0.00	\$129,436.39	\$2,655,745.04
1116	Assistant Principals	\$1,262,099.12	\$864,477.35	\$0.00	\$0.00	\$110,843.85	\$2,237,420.32
1118	Coordinators	\$0.00	\$513.00	\$42,520.08	\$38,640.42	\$103,541.43	\$185,214.93
1119	Guidance Counselors	\$0.00	\$0.00	\$32,532.45	\$0.00	\$5,476.15	\$38,008.60
1120	Teachers	\$39,728,444.96	\$13,236,441.49	\$103,040.35	\$1,500,487.11	\$7,065,691.29	\$61,634,105.20
1121	Human Relations	\$286.00	\$0.00	\$0.00	\$0.00	\$0.00	\$286.00
1122	Visiting Teachers	\$128,683.31	\$73,025.19	\$0.00	\$0.00	\$0.00	\$201,708.50
1124	Psychologists	\$270,992.69	\$144,253.13	\$0.00	\$0.00	\$594.50	\$415,840.32
1125	Related Services Teachers	\$0.00	\$0.00	\$0.00	\$0.00	(\$4,086.79)	(\$4,086.79)
1126	Speech and Hearing	\$281,185.02	\$150,543.77	\$0.00	\$0.00	\$1,394.00	\$433,122.79
1128	Paraprofessionals	\$205,848.23	\$24,568.03	\$39,712.01	\$392,278.35	\$599,280.08	\$1,261,686.70
1129	Disruptive Students	\$0.00	\$24,103.14	\$28,904.75	\$0.00	\$875,672.34	\$928,680.23
1130	Driver Education	\$344,226.84	\$184,653.78	\$0.00	\$0.00	\$0.00	\$528,880.62
1134	Nurse/Hygienists	\$968,789.53	\$497,663.64	\$0.00	\$109,531.41	\$0.00	\$1,575,984.58
1138	Clerical - Support Services	\$1,336,831.74	\$754,429.69	\$79,668.69	\$106,375.01	\$101,042.78	\$2,378,347.91
1139	Clerical - Executive	\$0.00	\$43,273.23	\$0.00	\$0.00	\$0.00	\$43,273.23
1140	Custodial/Maintenance Employees	\$4,393,385.14	\$2,079,615.22	\$2,284.58	\$309,588.87	\$349,369.51	\$7,134,243.32

DIVISION - 32 Red Clay Consolidated School District

Object Code & Title		State Division Funding	Current Expense Local	Other State	Other Local	Federal	Total
1141	Clerical Schools	\$982,228.71	\$333,404.03	\$0.00	\$0.00	\$47,494.67	\$1,363,127.41
1143	Cafeteria Substitute	\$91.13	\$0.00	\$0.00	\$77,488.91	\$0.00	\$77,580.04
1144	Cafeteria Manager	\$386,170.26	\$0.00	\$0.00	\$223,095.82	\$0.00	\$609,266.08
1145	Cafeteria Workers	\$990,224.85	\$0.00	\$0.00	\$873,958.54	\$0.00	\$1,864,183.39
1146	Transportation Supervisors	\$90,070.34	\$136,523.41	\$35,439.26	\$0.00	\$0.00	\$262,033.01
1148	Bus Drivers - Regular Trips	\$0.00	\$382,091.97	\$182,774.14	\$45.03	\$0.00	\$564,911.14
1149	Bus Aides	\$0.00	\$92,522.48	\$111,692.42	\$45.03	\$0.00	\$204,259.93
1150	Inservice Education Workshop	\$0.00	\$1,016.03	\$9,247.00	\$0.00	\$12,046.89	\$22,309.92
1152	Substitute Teachers	\$3,640.89	\$372,292.54	\$79,623.34	\$156.00	\$197,134.18	\$652,846.95
1153	Substitute Nurses	\$187.50	\$64,888.25	\$0.00	\$0.00	\$110.00	\$65,185.75
1154	EPER Athletic Salaries	\$0.00	\$686,163.85	\$415.50	\$15,009.39	\$6,885.49	\$708,474.23
1156	EPER Extra Curricular Activities	\$1,219.15	\$601,542.80	\$4,935.99	\$5,639.54	\$3,233.75	\$616,571.23
1157	EPER Miscellaneous	\$83,415.79	\$603,745.14	\$215,460.91	\$72,424.43	\$378,814.02	\$1,353,860.29
1158	Homebound Instruction	\$0.00	\$6,569.00	\$0.00	\$5,245.00	\$61,983.25	\$73,797.25
1159	Artist in Residence	\$0.00	\$1,535.06	\$730.79	\$0.00	\$520.13	\$2,785.98
1160	Summer School	\$44,406.70	\$18,362.48	\$55,593.94	\$61,650.39	\$75,193.88	\$255,207.39
1162	Evening School	\$0.00	\$1,293.15	\$181,104.12	\$1,287.60	\$21,006.00	\$204,690.87
1164	Bldg Grounds Supervisor	\$65,387.09	\$51,241.76	\$0.00	\$0.00	\$0.00	\$116,628.85
1168	Co-Op Work Study	\$0.00	\$36,352.76	\$330.12	\$0.00	\$0.00	\$36,682.88
1170	Substitute Custodial	\$23,636.43	\$214,667.57	\$0.00	\$962.60	\$0.00	\$239,266.60
1175	Shift Differential Sal	\$2,245.69	\$11,280.60	\$0.00	\$1,349.17	\$26.70	\$14,902.16
1180	Overtime Clerical	(\$2,360.41)	\$9,426.92	\$0.00	\$8,621.80	\$70.09	\$15,758.40
1181	Overtime Custodial	(\$267.46)	\$286,589.99	\$327.94	\$158,073.90	\$27.00	\$444,751.37
1182	Overtime Food Service	\$0.00	\$0.00	\$0.00	\$74,152.07	\$0.00	\$74,152.07
SALARIES		\$54,618,235.38	\$24,009,082.55	\$1,393,600.76	\$4,307,831.99	\$10,889,713.96	\$95,218,464.64

DIVISION - 32 Red Clay Consolidated School District

Object Code & Title		State Division Funding	Current Expense Local	Other State	Other Local	Federal	Total
2001	Pensions/Employer's Share	\$7,922,352.44	\$4,264,531.87	\$179,990.01	\$586,579.91	\$1,111,536.99	\$14,064,991.22
2002	Health Insurance/Employer's Share	\$12,551,706.33	\$1,545,971.53	\$171,597.48	\$261,104.17	\$1,196,729.38	\$15,727,108.89
2004	Group Life Insurance	\$10,550.43	\$40,925.90	\$475.16	\$9,280.80	\$8,406.33	\$69,638.62
2005	Workers Compensation	\$1,038,824.75	\$576,681.82	\$38,168.99	\$85,019.04	\$158,943.41	\$1,897,638.01
2006	Social Security/Employer's Share	\$3,192,986.56	\$1,763,370.14	\$107,352.08	\$260,856.68	\$485,845.33	\$5,810,410.79
2009	Unemployment Insurance Benefits	\$88,902.56	\$48,816.44	\$3,407.20	\$7,273.61	\$13,591.02	\$161,990.83
2010	Prescription Plan	\$0.00	\$40.87	\$0.00	\$0.00	\$0.00	\$40.87
2011	Dental Plan	\$105,083.36	\$669,178.87	\$2,049.62	\$146,996.61	\$99,558.22	\$1,022,866.68
2015	Disability Insurance	\$5,470.18	\$30,911.00	\$311.06	\$6,214.21	\$4,866.32	\$47,772.77
2016	Medicare/Employer's Share	\$752,787.60	\$415,710.24	\$26,749.07	\$61,258.48	\$114,711.60	\$1,371,216.99
2019	Flex Credit	\$10,398.64	\$91,855.84	\$427.04	\$21,058.26	\$7,743.49	\$131,483.27
2020	Flex Credits	\$329.23	\$1,434.64	\$0.00	\$383.17	\$343.52	\$2,490.56
2021	Vision	\$0.00	(\$57,170.22)	\$0.00	\$0.00	\$0.00	(\$57,170.22)
OTHER EMPLOYMENT COSTS		\$25,679,392.08	\$9,392,258.94	\$530,527.71	\$1,446,024.94	\$3,202,275.61	\$40,250,479.28
3301	Debt Service/Interest	\$0.00	\$0.00	\$3,681,611.37	\$3,001,430.63	\$0.00	\$6,683,042.00
3302	Debt Service/Principal	\$0.00	\$0.00	\$10,287,475.61	\$4,850,405.00	\$0.00	\$15,137,880.61
3603	Tuition Reimbursements	\$128.70	\$22,050.90	\$3,111.30	\$0.00	\$0.00	\$25,290.90
3604	Tuition - In- State Public Schools	\$0.00	\$4,629,545.05	\$0.00	\$2,226,386.45	\$0.00	\$6,855,931.50
3605	Tuition - Out of State or Private	\$0.00	\$0.00	\$246,967.85	\$399,758.33	\$0.00	\$646,726.18
GOVERNMENT SERVICES		\$128.70	\$4,651,595.95	\$14,219,166.13	\$10,477,980.41	\$0.00	\$29,348,871.19
4000	In-State Travel	\$2,065.99	\$16,779.62	\$1,621.60	\$4,736.69	\$15,703.25	\$40,907.15
4100	Out-of-State Travel	\$84.00	\$22,107.46	\$28,394.13	\$4,450.19	\$101,804.23	\$156,840.01
TRAVEL		\$2,149.99	\$38,887.08	\$30,015.73	\$9,186.88	\$117,507.48	\$197,747.16

DIVISION - 32 Red Clay Consolidated School District

Object Code & Title		State Division Funding	Current Expense Local	Other State	Other Local	Federal	Total
5000	Professional Services	\$73,224.77	\$1,693,734.75	\$434,449.04	\$715,041.73	\$1,476,200.97	\$4,392,651.26
5001	Professional Fees/Architects	\$0.00	\$0.00	\$0.00	\$74,191.23	\$0.00	\$74,191.23
5002	Professional Fees/Engineers	\$0.00	\$0.00	\$2,053.59	\$10,529.06	\$0.00	\$12,582.65
5008	Inspection Fees	\$0.00	\$3,280.85	\$0.00	\$0.00	\$0.00	\$3,280.85
5010	Medical/ Related Services	\$600.00	\$39,850.15	\$458,643.51	\$462,617.65	\$3,500.00	\$965,211.31
5011	Medical Doctor	\$0.00	\$0.00	\$31,131.25	\$0.00	\$0.00	\$31,131.25
5014	Psychologist	\$0.00	\$2,700.00	\$0.00	\$0.00	\$22,731.80	\$25,431.80
5015	Therapists	\$0.00	\$165,289.19	\$367,298.74	\$0.00	\$879,041.29	\$1,411,629.22
5020	Legal Services	\$87,311.67	\$618,860.88	\$0.00	\$0.00	\$0.00	\$706,172.55
5029	Arbitrators	\$0.00	\$1,991.20	\$0.00	\$0.00	\$0.00	\$1,991.20
5043	Auditors	\$0.00	\$39,385.00	\$0.00	\$0.00	\$5,987.00	\$45,372.00
5051	Educational Consultants - Individual	\$5,323.57	\$24,116.39	\$27,320.00	\$1,140.00	\$250,000.00	\$307,899.96
5052	Educational Consultants - Company	\$0.00	\$7,327.00	\$13,495.00	\$120.00	\$52,700.56	\$73,642.56
5054	Interpreters	\$0.00	\$67.50	\$16,107.31	\$80.00	\$101,809.38	\$118,064.19
5061	Temporary Employment Services	\$0.00	\$587,607.36	\$579,043.17	\$1,689.64	\$49,796.69	\$1,218,136.86
5065	Travel Reimb - non state emp	\$0.00	\$0.00	\$841.76	\$0.00	\$13,304.90	\$14,146.66
5074	Outside Computer Services - N-State Agenices	\$8,862.12	\$4,500.00	\$0.00	\$0.00	\$0.00	\$13,362.12
5075	Computer Consulting Services	\$1,289.00	\$0.00	\$0.00	\$0.00	\$1,840.00	\$3,129.00
5077	Exterminator	\$0.00	\$8,880.00	\$795.00	\$120.00	\$0.00	\$9,795.00
5092	Athletic Officials	\$35,895.50	\$101,552.00	\$0.00	\$478.50	\$120.00	\$138,046.00
5093	Contracted Labor	\$1,741.40	\$620,334.33	\$4,142.41	\$26,772.30	\$112,434.06	\$765,424.50
5097	Contracts - State Agencies	\$0.00	\$1,702.50	\$0.00	\$0.00	\$0.00	\$1,702.50
5101	Postage	\$6,822.51	\$134,175.59	\$4,123.03	\$3,044.85	\$3,840.14	\$152,006.12
5111	Telephone Services	\$120,631.25	\$296,757.57	\$1,085.67	\$31,076.65	\$1,841.28	\$451,392.42
5115	Beepers/Pagers	\$0.00	\$90.02	\$0.00	\$0.00	\$0.00	\$90.02
5125	Telecommunication Equipment	\$0.00	\$993.00	\$0.00	\$0.00	\$19.90	\$1,012.90

DIVISION - 32 Red Clay Consolidated School District

Object Code & Title		State Division Funding	Current Expense Local	Other State	Other Local	Federal	Total
5201	Water and Sewer	\$59,533.42	\$539,934.31	\$437.27	\$0.00	\$0.00	\$599,905.00
5203	Electricity	\$1,621,136.50	\$1,428,098.34	\$0.00	\$0.00	\$0.00	\$3,049,234.84
5211	Heat by Natural Gas	\$796,524.50	\$1,027,907.35	\$0.00	\$0.00	\$0.00	\$1,824,431.85
5212	Heat/Cook by Propane Gas	\$0.00	\$5,872.20	\$0.00	\$0.00	\$0.00	\$5,872.20
5214	Heat by Oil	\$0.00	\$6,600.00	\$0.00	\$0.00	\$0.00	\$6,600.00
5322	Life Insurance	\$0.00	\$215,032.38	\$0.00	\$0.00	\$0.00	\$215,032.38
5323	Vision Insurance	\$0.00	\$170,403.22	\$0.00	\$0.00	\$0.00	\$170,403.22
5324		\$0.00	\$1,313,241.88	\$0.00	\$0.00	\$0.00	\$1,313,241.88
5326	Long Term Disability	\$0.00	\$150,000.00	\$0.00	\$0.00	\$0.00	\$150,000.00
5332	Athletic	\$25,292.00	\$80,404.00	\$0.00	\$0.00	\$0.00	\$105,696.00
5333	General Comprehensive Liability	\$0.00	\$31,850.00	\$0.00	\$0.00	\$0.00	\$31,850.00
5334	Umbrella Liability Insurance	\$2,829.00	\$64,419.00	\$0.00	\$0.00	\$0.00	\$67,248.00
5342	Excess Liability Coverage	\$0.00	\$1,150.00	\$70.00	\$0.00	\$0.00	\$1,220.00
5401	Buildings other than Office SP	\$0.00	\$4,752.50	\$0.00	\$26,100.00	\$0.00	\$30,852.50
5402	Buildings- Office Space	\$0.00	\$733,279.57	\$23,570.21	\$9,443.91	\$0.00	\$766,293.69
5406	Rental	\$445.00	\$6,062.73	\$56.21	\$693.31	\$1,005.00	\$8,262.25
5411	PhotoCopier Equipment	\$87,814.34	\$411,874.05	\$4,817.97	\$3,341.50	\$0.00	\$507,847.86
5413	Other Office Machines and Equipment Rental	\$1,306.56	\$3,440.45	\$4,219.06	\$198.76	\$0.00	\$9,164.83
5421	Construction and Maintenance Equipment	\$0.00	\$406.41	\$0.00	\$0.00	\$0.00	\$406.41
5423	Snow Removal Equip	\$0.00	\$25,998.75	\$0.00	\$0.00	\$0.00	\$25,998.75
5425	Regular Pupil Transportation	\$17,811.50	\$65,698.70	\$4,868,855.51	\$32,864.32	\$53,541.17	\$5,038,771.20
5426	Out-of-State Pupil Transportation	\$0.00	\$325.00	\$0.00	\$53,881.00	\$5,593.00	\$59,799.00
5427	Curriculum Trips	\$0.00	\$14,772.98	\$11,990.74	\$2,484.00	\$18,555.00	\$47,802.72
5428	After School Activity Transportation	\$4,340.00	\$78,412.74	\$182,220.00	\$0.00	\$0.00	\$264,972.74
5429	Athletic Transportation	\$39,282.00	\$118,113.00	\$0.00	\$0.00	\$0.00	\$157,395.00
5430	Cars - Common Van	\$0.00	\$0.00	\$12,135.46	\$0.00	\$977.51	\$13,112.97

DIVISION - 32 Red Clay Consolidated School District

Object Code & Title	State Division Funding	Current Expense Local	Other State	Other Local	Federal	Total
5434	\$0.00	\$2,400.00	\$0.00	\$0.00	\$0.00	\$2,400.00
5438 Buildings/Ground Maintenance Equipment	\$0.00	\$9,680.00	\$0.00	\$1,046.38	\$0.00	\$10,726.38
5440 Computer Rentals and Leases	\$86,454.85	\$369,503.08	\$0.00	\$0.00	\$0.00	\$455,957.93
5456 Automated Access (User Fee)	\$1,629.14	\$48,029.02	\$660.00	\$99.00	\$9,000.00	\$59,417.16
5470 Oxygen Tanks	\$0.00	\$58.48	\$0.00	\$0.00	\$0.00	\$58.48
5500 Buildings/Grounds Repair	\$390,751.94	\$534,187.87	\$32,511.47	\$1,733,698.32	\$0.00	\$2,691,149.60
5501 Buildings - Maintenance Only	\$11,293.66	\$1,970.00	\$0.00	\$0.00	\$0.00	\$13,263.66
5502 Grounds - Maint. Only Lawn Care	\$14,592.00	\$17,353.84	\$0.00	\$0.00	\$0.00	\$31,945.84
5506 Custodial Services Office/Building/Grounds	\$0.00	\$5,522.66	\$2,828.23	\$0.00	\$0.00	\$8,350.89
5507 Maintenance Agreements	\$11,541.02	\$67,942.72	\$4,867.00	\$128,733.52	\$9,576.48	\$222,660.74
5510 Equipment Repair	\$1,049.50	\$35,988.26	\$327.25	\$0.00	\$0.00	\$37,365.01
5511 Maintenance Contracts - All Office Equipment	\$0.00	\$759.09	\$4,465.00	\$0.00	\$0.00	\$5,224.09
5517 Repairs by Outside Vendor	\$2,657.31	\$31,294.79	(\$1,006.48)	\$13,369.84	\$0.00	\$46,315.46
5519 Repair and Services - All Other Eq	\$0.00	\$1,224.91	\$0.00	\$0.00	\$0.00	\$1,224.91
5521 Cars	\$0.00	\$0.00	\$602.58	\$0.00	\$0.00	\$602.58
5522 Station Wagons and Vans	\$0.00	\$387.88	\$0.00	\$0.00	\$0.00	\$387.88
5524 Trucks & Trailers	\$0.00	\$762.44	\$0.00	\$0.00	\$0.00	\$762.44
5542 Trash Removal - Container	\$145,137.15	\$50,513.80	\$0.00	\$0.00	\$0.00	\$195,650.95
5544 Alarm and Signal Systems	\$87,566.71	\$437,559.22	\$2,041.40	\$40,065.93	\$0.00	\$567,233.26
5600 Printing	\$12,767.02	\$75,788.92	\$0.00	\$4,861.41	\$809.07	\$94,226.42
5602 Licenses and Permits	\$5,300.00	\$137,420.56	\$0.00	\$501.75	\$7,094.50	\$150,316.81
5603 Public Brochures - Promotional Materials	\$0.00	\$2,278.76	\$0.00	\$0.00	\$0.00	\$2,278.76
5610 Advertising	\$1,101.60	\$8,724.04	\$12,120.65	\$7,879.35	\$0.00	\$29,825.64
5631 Ath Conf Fees & Assoc Dues	\$14,903.00	\$88,476.01	\$25,797.49	\$3,238.34	\$90,314.87	\$222,729.71
5634 Examination Cost/Fees	\$0.00	\$3,004.50	\$0.00	\$0.00	\$0.00	\$3,004.50
5640 Commencement Costs Other than Speaker	\$0.00	\$5,547.93	\$397.45	\$0.00	\$0.00	\$5,945.38

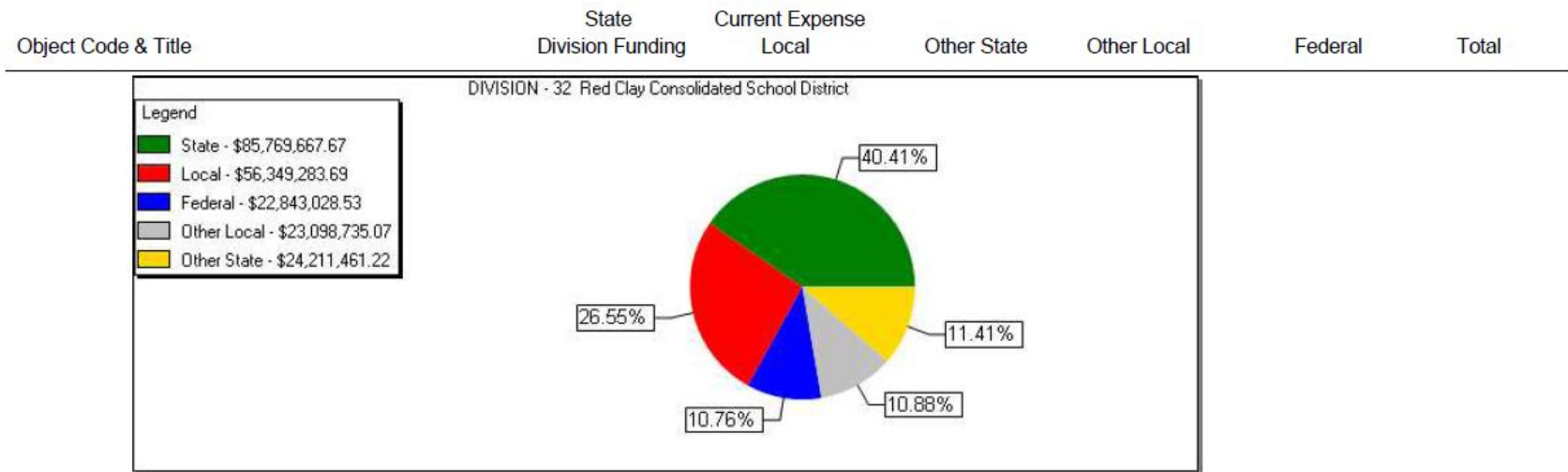
DIVISION - 32 Red Clay Consolidated School District

Object Code & Title		State Division Funding	Current Expense Local	Other State	Other Local	Federal	Total
5643	Food Service - Other	\$0.00	\$2,076.79	\$1,030.00	\$256.31	\$2,018.39	\$5,381.49
5645	Late Charges	\$0.00	\$13.71	\$0.00	\$0.00	\$0.00	\$13.71
5647	Student Body Activity	\$5,701.57	\$53,894.53	\$49,232.10	\$5,413.75	\$38,400.33	\$152,642.28
5648	Indirect Cost	\$0.00	\$137.00	\$0.00	\$0.00	\$2,386,043.59	\$2,386,180.59
5659	Commencement Rental	\$0.00	\$33,107.01	\$0.00	\$0.00	\$0.00	\$33,107.01
5660	Student Travel	\$1,399.50	\$2,549.50	\$8,903.22	\$0.00	\$8,239.62	\$21,091.84
5667	Training	\$3,844.00	\$12,219.06	\$7,500.00	\$0.00	\$8,349.50	\$31,912.56
5671	Medical Reimbursement	\$0.00	\$0.00	\$0.00	\$110.25	\$0.00	\$110.25
5673	Administrative Workshop	\$0.00	\$33,678.00	\$0.00	\$0.00	\$0.00	\$33,678.00
5714	Moving Costs/Business	\$436.80	\$515.12	\$1,215.93	\$0.00	\$0.00	\$2,167.85
CONTRACTUAL SERVICES		\$3,796,143.38	\$12,925,814.34	\$7,202,395.20	\$3,395,182.56	\$5,614,686.00	\$32,934,221.48
6000	Office Supplies	\$64,559.78	\$406,790.10	\$25,192.63	\$21,683.90	\$27,210.60	\$545,437.01
6004	Photocopier Supplies	\$3,452.65	\$20,944.48	\$0.00	\$0.00	\$0.00	\$24,397.13
6011	Promotional Supplies	\$10,665.43	\$7,893.20	\$1,221.00	\$3,558.00	\$1,128.11	\$24,465.74
6070	Furniture not capital outlay	\$39,191.56	\$82,793.16	\$65,050.60	\$1,943.50	\$13,174.88	\$202,153.70
6088	Computer not capital outlay	\$54,590.66	\$251,516.84	\$58,771.36	\$8,670.00	\$846,415.74	\$1,219,964.60
6111	Food - Institutional	\$195.66	\$60,140.02	\$8,148.40	\$81,308.57	\$36,606.39	\$186,399.04
6140	Custodial Supplies	\$116,199.62	\$258,185.74	\$775.00	\$0.00	\$0.00	\$375,160.36
6145	Computer Supplies	\$254,265.43	\$544,167.33	\$101,191.39	\$11,843.10	\$946,729.67	\$1,858,196.92
6150	Instructional Supplies	\$441,305.68	\$1,815,960.11	\$348,038.50	\$49,449.33	\$999,337.12	\$3,654,090.74
6151	Subscriptions	\$10,122.78	\$75,011.27	\$3,749.50	\$694.76	\$3,984.00	\$93,562.31
6153	Manuals and Test Materials	\$0.00	\$9,727.13	\$6,399.83	\$0.00	\$34,824.75	\$50,951.71
6156	Audio/Visual	\$3,811.56	\$107,471.63	\$11,837.42	\$0.00	\$7,433.37	\$130,553.98
6157	Textbooks	\$244,543.73	\$445,733.96	\$28,757.36	\$0.00	\$2,988.26	\$722,023.31
6158	Technical/Reference Books	\$2,270.45	\$5,367.07	\$0.00	\$0.00	\$71,124.84	\$78,762.36

DIVISION - 32 Red Clay Consolidated School District

Object Code & Title		State Division Funding	Current Expense Local	Other State	Other Local	Federal	Total
6160	Library Books - Consumable	\$1,631.93	\$17,119.43	\$0.00	\$0.00	\$0.00	\$18,751.36
6162	Safety Aids - goggles	\$0.00	\$130.28	\$0.00	\$0.00	\$0.00	\$130.28
6163	Medical Supplies/Medicines/Health Aids	\$6,680.92	\$36,139.76	\$0.00	\$17.99	\$97.75	\$42,936.42
6171	Gasoline	\$0.00	\$39,479.18	\$17.12	\$0.00	\$0.00	\$39,496.30
6174	Gas	\$5,915.06	\$58,044.26	\$5,709.46	\$0.00	\$0.00	\$69,668.78
6175	Diesel Fuel	\$46.23	\$0.00	\$0.00	\$0.00	\$0.00	\$46.23
6210	Vehicle Materials	\$4,999.67	\$192,097.33	\$6,844.54	\$0.00	\$0.00	\$203,941.54
6220	Maintenance and Building Materials	\$232,206.21	\$282,108.69	\$4,825.58	\$7,742.48	\$0.00	\$526,882.96
6230	Highway/Grounds Materials	\$0.00	\$5,520.00	\$0.00	\$0.00	\$0.00	\$5,520.00
6250	Athletic Supplies	\$110,738.42	\$288,262.95	\$0.00	\$20,448.17	\$0.00	\$419,449.54
6251	Commencement Supplies	\$0.00	\$1,136.62	\$0.00	\$0.00	\$0.00	\$1,136.62
SUPPLIES AND MATERIALS		\$1,607,393.43	\$5,011,740.54	\$676,529.69	\$207,359.80	\$2,991,055.48	\$10,494,078.94
7002	Instructional Equipment	\$0.00	\$33,253.39	\$0.00	\$912.00	\$27,790.00	\$61,955.39
7010	General Equipment	\$0.00	\$4,484.00	\$0.00	\$0.00	\$0.00	\$4,484.00
7040	Audio Visual Equipment	\$0.00	\$16,033.54	\$0.00	\$0.00	\$0.00	\$16,033.54
7110	Vehicles	\$65,705.00	\$22,508.00	\$0.00	\$0.00	\$0.00	\$88,213.00
CAPITAL OUTLAY - EQUIPMENT		\$65,705.00	\$76,278.93	\$0.00	\$912.00	\$27,790.00	\$170,685.93
8000	Land	\$0.00	\$95.97	\$0.00	\$0.00	\$0.00	\$95.97
8301	Building Alterations	\$0.00	\$242,129.39	\$159,226.00	\$3,254,256.49	\$0.00	\$3,655,611.88
8800	Computers	\$519.71	\$1,400.00	\$0.00	\$0.00	\$0.00	\$1,919.71
CAPITAL OUTLAY - PROPERTY		\$519.71	\$243,625.36	\$159,226.00	\$3,254,256.49	\$0.00	\$3,657,627.56
GRAND TOTALS		\$85,769,667.67	\$56,349,283.69	\$24,211,461.22	\$23,098,735.07	\$22,843,028.53	\$212,272,176.18

DIVISION - 32 Red Clay Consolidated School District



DIVISION - 54 Meadowood School

Object Code & Title		State Division Funding	Current Expense Local	Other State	Other Local	Federal	Total
1114	Principal	\$56,800.77	\$48,323.16	\$0.00	\$0.00	\$0.00	\$105,123.93
1120	Teachers	\$534,100.05	\$1,214,595.51	\$0.00	\$30,566.96	\$105,153.00	\$1,884,415.52
1128	Paraprofessionals	\$783,100.59	\$774,191.74	\$0.00	\$0.00	\$0.00	\$1,557,292.33
1134	Nurse/Hygienists	\$15,543.31	\$1,349.78	\$0.00	\$10,764.94	\$0.00	\$27,658.03
1138	Clerical - Support Services	\$0.00	\$178.28	\$0.00	\$0.00	\$0.00	\$178.28
1139	Clerical - Executive	\$0.00	\$843.13	\$0.00	\$0.00	\$0.00	\$843.13
1140	Custodial/Maintenance Employees	\$99,894.03	\$52,380.69	\$0.00	\$0.00	\$0.00	\$152,274.72
1141	Clerical Schools	\$31,075.66	\$15,077.32	\$0.00	\$0.00	\$0.00	\$46,152.98
1148	Bus Drivers - Regular Trips	\$0.00	\$10,172.44	\$311,711.63	\$0.00	\$0.00	\$321,884.07
1149	Bus Aides	\$0.00	\$9,031.36	\$199,975.62	\$0.00	\$0.00	\$209,006.98
1150	Inservice Education Workshop	\$0.00	\$8,396.40	\$0.00	\$0.00	\$0.00	\$8,396.40
1153	Substitute Nurses	\$195.00	\$2,047.50	\$0.00	\$0.00	\$0.00	\$2,242.50
1157	EPER Miscellaneous	\$100.00	\$1,795.25	\$0.00	\$0.00	\$0.00	\$1,895.25
1158	Homebound Instruction	\$0.00	\$620.00	\$0.00	\$0.00	\$0.00	\$620.00
1160	Summer School	\$106,460.48	\$129,398.81	\$0.00	\$0.00	\$0.00	\$235,859.29
1175	Shift Differential Sal	\$0.00	\$239.84	\$0.00	\$0.00	\$0.00	\$239.84
1181	Overtime Custodial	(\$2,131.17)	(\$950.26)	\$0.00	\$0.00	\$0.00	(\$3,081.43)
SALARIES		\$1,625,138.72	\$2,267,690.95	\$511,687.25	\$41,331.90	\$105,153.00	\$4,551,001.82
2001	Pensions/Employer's Share	\$222,194.99	\$371,428.77	\$78,577.61	\$7,201.56	\$0.00	\$679,402.93
2002	Health Insurance/Employer's Share	\$540,035.02	\$403,319.38	\$178,959.30	\$5,598.21	\$0.00	\$1,127,911.91
2004	Group Life Insurance	\$0.00	\$1,347.40	\$0.00	\$0.00	\$0.00	\$1,347.40
2005	Workers Compensation	\$29,077.73	\$50,585.95	\$9,912.69	\$997.23	\$0.00	\$90,573.60
2006	Social Security/Employer's Share	\$89,715.22	\$157,809.18	\$29,222.54	\$3,076.44	\$0.00	\$279,823.38
2009	Unemployment Insurance Benefits	\$2,483.48	\$4,308.84	\$847.78	\$94.88	\$0.00	\$7,734.98
2011	Dental Plan	\$0.00	\$71,198.05	\$2,745.02	\$327.14	\$0.00	\$74,270.21

DIVISION - 54 Meadowood School

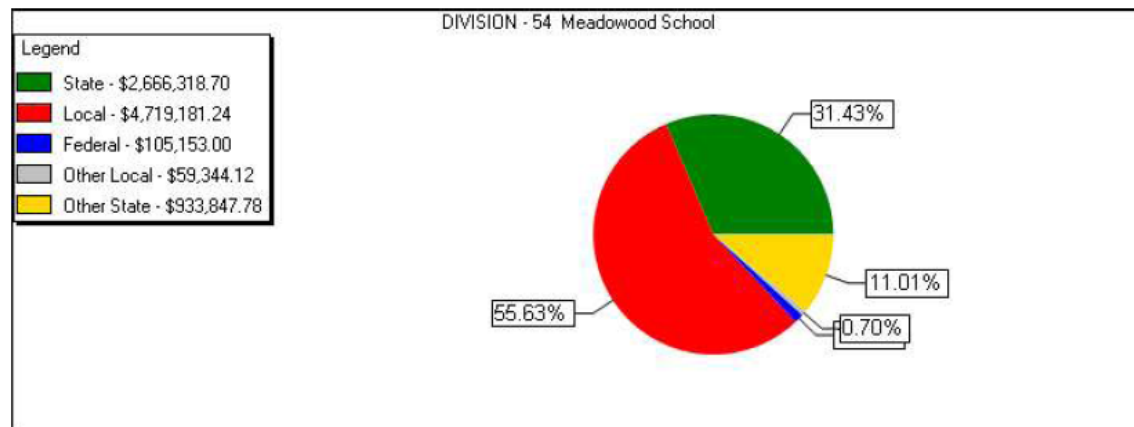
Object Code & Title		State Division Funding	Current Expense Local	Other State	Other Local	Federal	Total
2015	Disability Insurance	\$0.00	\$1,702.54	\$0.00	\$0.00	\$0.00	\$1,702.54
2016	Medicare/Employer's Share	\$20,981.50	\$36,760.49	\$7,022.67	\$677.56	\$0.00	\$65,442.22
2019	Flex Credit	\$0.00	\$8,728.50	\$0.00	\$0.00	\$0.00	\$8,728.50
2020	Flex Credits	\$0.00	\$406.52	\$0.00	\$0.00	\$0.00	\$406.52
2021	Vision	\$0.00	(\$10,003.33)	\$0.00	\$0.00	\$0.00	(\$10,003.33)
OTHER EMPLOYMENT COSTS		\$904,487.94	\$1,097,592.29	\$307,287.61	\$17,973.02	\$0.00	\$2,327,340.86
4000	In-State Travel	\$13.60	\$2,783.56	\$0.00	\$39.20	\$0.00	\$2,836.36
TRAVEL		\$13.60	\$2,783.56	\$0.00	\$39.20	\$0.00	\$2,836.36
5000	Professional Services	\$112.00	\$36,602.05	\$1,661.25	\$0.00	\$0.00	\$38,375.30
5010	Medical/ Related Services	\$9,212.89	\$810,601.81	\$278.45	\$0.00	\$0.00	\$820,093.15
5061	Temporary Employment Services	\$0.00	\$4,000.00	\$3,706.31	\$0.00	\$0.00	\$7,706.31
5101	Postage	\$273.37	\$7.95	\$0.00	\$0.00	\$0.00	\$281.32
5111	Telephone Services	\$1,223.86	\$4,923.08	\$776.86	\$0.00	\$0.00	\$6,923.80
5201	Water and Sewer	\$5,500.00	\$14,687.26	\$198.79	\$0.00	\$0.00	\$20,386.05
5203	Electricity	\$34,585.00	\$10,622.17	\$0.00	\$0.00	\$0.00	\$45,207.17
5211	Heat by Natural Gas	\$12,769.00	\$2,370.62	\$0.00	\$0.00	\$0.00	\$15,139.62
5214	Heat by Oil	\$0.00	\$4,274.07	\$0.00	\$0.00	\$0.00	\$4,274.07
5322	Life Insurance	\$0.00	\$12,000.00	\$0.00	\$0.00	\$0.00	\$12,000.00
5323	Vision Insurance	\$0.00	\$13,786.32	\$0.00	\$0.00	\$0.00	\$13,786.32
5324		\$0.00	\$109,648.82	\$0.00	\$0.00	\$0.00	\$109,648.82
5326	Long Term Disability	\$0.00	\$7,000.00	\$0.00	\$0.00	\$0.00	\$7,000.00
5402	Buildings- Office Space	\$0.00	\$0.00	\$22,625.00	\$0.00	\$0.00	\$22,625.00
5411	PhotoCopier Equipment	\$562.50	\$1,540.05	\$0.00	\$0.00	\$0.00	\$2,102.55
5425	Regular Pupil Transportation	\$0.00	\$51,381.77	\$5,618.98	\$0.00	\$0.00	\$57,000.75

DIVISION - 54 Meadowood School

Object Code & Title		State Division Funding	Current Expense Local	Other State	Other Local	Federal	Total
5427	Curriculum Trips	\$0.00	\$3,241.00	\$0.00	\$0.00	\$0.00	\$3,241.00
5428	After School Activity Transportation	\$0.00	\$11,567.26	\$0.00	\$0.00	\$0.00	\$11,567.26
5429	Athletic Transportation	\$0.00	\$560.00	\$0.00	\$0.00	\$0.00	\$560.00
5456	Automated Access (User Fee)	\$0.00	\$8.77	\$343.14	\$0.00	\$0.00	\$351.91
5470	Oxygen Tanks	\$0.00	\$269.64	\$0.00	\$0.00	\$0.00	\$269.64
5500	Buildings/Grounds Repair	\$0.00	\$0.00	\$8,073.50	\$0.00	\$0.00	\$8,073.50
5506	Custodial Services Office/Building/Grounds	\$0.00	\$136.77	\$1,421.26	\$0.00	\$0.00	\$1,558.03
5507	Maintenance Agreements	\$0.00	\$0.00	\$1,106.55	\$0.00	\$0.00	\$1,106.55
5510	Equipment Repair	\$0.00	\$0.00	\$148.75	\$0.00	\$0.00	\$148.75
5511	Maintenance Contracts - All Office Equipment	\$0.00	\$1,700.00	\$0.00	\$0.00	\$0.00	\$1,700.00
5517	Repairs by Outside Vendor	\$220.00	\$1,948.80	\$0.00	\$0.00	\$0.00	\$2,168.80
5522	Station Wagons and Vans	\$0.00	\$3,811.00	\$0.00	\$0.00	\$0.00	\$3,811.00
5542	Trash Removal - Container	\$0.00	\$2,450.00	\$0.00	\$0.00	\$0.00	\$2,450.00
5544	Alarm and Signal Systems	\$1,905.25	\$10,263.64	\$706.93	\$0.00	\$0.00	\$12,875.82
5600	Printing	\$0.00	\$19.20	\$0.00	\$0.00	\$0.00	\$19.20
5610	Advertising	\$0.00	\$26.91	\$0.00	\$0.00	\$0.00	\$26.91
CONTRACTUAL SERVICES		\$66,363.87	\$1,119,448.96	\$46,665.77	\$0.00	\$0.00	\$1,232,478.60
6000	Office Supplies	\$7,555.89	\$4,377.96	\$3,912.11	\$0.00	\$0.00	\$15,845.96
6070	Furniture not capital outlay	\$0.00	\$0.00	\$74.93	\$0.00	\$0.00	\$74.93
6088	Computer not capital outlay	\$4,456.34	\$29,515.49	\$0.00	\$0.00	\$0.00	\$33,971.83
6111	Food - Institutional	\$0.00	\$33,345.27	\$0.00	\$0.00	\$0.00	\$33,345.27
6140	Custodial Supplies	\$0.00	\$1,027.03	\$675.00	\$0.00	\$0.00	\$1,702.03
6145	Computer Supplies	\$1,806.16	\$1,496.99	\$3,684.00	\$0.00	\$0.00	\$6,987.15
6150	Instructional Supplies	\$30,389.17	\$39,199.55	\$16,499.95	\$0.00	\$0.00	\$86,088.67
6151	Subscriptions	\$0.00	\$1,264.00	\$50.00	\$0.00	\$0.00	\$1,314.00

DIVISION - 54 Meadowood School

Object Code & Title	State Division Funding	Current Expense Local	Other State	Other Local	Federal	Total
6163 Medical Supplies/Medicines/Health Aids	\$14,738.15	\$3,336.86	\$0.00	\$0.00	\$0.00	\$18,075.01
6171 Gasoline	\$1,561.77	\$57,653.39	\$24,867.42	\$0.00	\$0.00	\$84,082.58
6174 Gas	\$0.00	\$1,295.60	\$11.70	\$0.00	\$0.00	\$1,307.30
6210 Vehicle Materials	\$3,000.00	\$22,191.35	\$18,273.46	\$0.00	\$0.00	\$43,464.81
6220 Maintenance and Building Materials	\$0.00	\$156.41	\$158.58	\$0.00	\$0.00	\$314.99
6250 Athletic Supplies	\$713.83	\$0.00	\$0.00	\$0.00	\$0.00	\$713.83
SUPPLIES AND MATERIALS	\$64,221.31	\$194,859.90	\$68,207.15	\$0.00	\$0.00	\$327,288.36
8800 Computers	\$6,093.26	\$36,805.58	\$0.00	\$0.00	\$0.00	\$42,898.84
CAPITAL OUTLAY - PROPERTY	\$6,093.26	\$36,805.58	\$0.00	\$0.00	\$0.00	\$42,898.84
GRAND TOTALS	\$2,666,318.70	\$4,719,181.24	\$933,847.78	\$59,344.12	\$105,153.00	\$8,483,844.84



DIVISION - 58 Intensive Learning Center-Red Clay

Object Code & Title		State Division Funding	Current Expense Local	Other State	Other Local	Federal	Total
1114	Principal	\$123,327.66	\$93,473.10	\$0.00	\$0.00	\$0.00	\$216,800.76
1120	Teachers	\$1,464,232.88	\$1,586,005.88	\$0.00	\$17,711.46	\$178,086.00	\$3,246,036.22
1126	Speech and Hearing	\$0.00	\$300.00	\$0.00	\$0.00	\$0.00	\$300.00
1128	Paraprofessionals	\$1,102,924.35	\$386,467.31	\$0.00	\$0.00	\$0.00	\$1,489,391.66
1134	Nurse/Hygienists	\$2,587.91	\$807.80	\$0.00	\$966.51	\$0.00	\$4,362.22
1138	Clerical - Support Services	\$1,500.00	\$612.44	\$0.00	\$0.00	\$0.00	\$2,112.44
1139	Clerical - Executive	\$0.00	\$1,679.33	\$0.00	\$0.00	\$0.00	\$1,679.33
1140	Custodial/Maintenance Employees	\$110,362.99	\$96,438.34	\$0.00	\$0.00	\$0.00	\$206,801.33
1141	Clerical Schools	\$104,673.72	\$38,509.55	\$0.00	\$0.00	\$0.00	\$143,183.27
1148	Bus Drivers - Regular Trips	\$0.00	\$18,456.84	\$160,195.27	\$0.00	\$0.00	\$178,652.11
1149	Bus Aides	\$0.00	\$10,642.46	\$157,859.25	\$0.00	\$0.00	\$168,501.71
1150	Inservice Education Workshop	\$0.00	\$100.00	\$0.00	\$0.00	\$0.00	\$100.00
1152	Substitute Teachers	\$0.00	\$22,272.68	\$0.00	\$0.00	\$0.00	\$22,272.68
1153	Substitute Nurses	\$0.00	\$267.66	\$0.00	\$0.00	\$0.00	\$267.66
1154	EPER Athletic Salaries	\$0.00	\$2,450.00	\$0.00	\$0.00	\$0.00	\$2,450.00
1156	EPER Extra Curricular Activities	\$0.00	\$22,818.02	\$0.00	\$0.00	\$0.00	\$22,818.02
1157	EPER Miscellaneous	(\$59.76)	\$17,012.37	\$0.00	\$0.00	\$0.00	\$16,952.61
1158	Homebound Instruction	\$0.00	\$2,710.00	\$0.00	\$0.00	\$0.00	\$2,710.00
1160	Summer School	\$888.32	\$0.00	\$0.00	\$0.00	\$0.00	\$888.32
1175	Shift Differential Sal	\$0.00	\$63.00	\$0.00	\$0.00	\$0.00	\$63.00
1180	Overtime Clerical	\$0.00	\$1,242.53	\$0.00	\$0.00	\$0.00	\$1,242.53
1181	Overtime Custodial	(\$379.38)	\$1,768.29	\$0.00	\$0.00	\$0.00	\$1,388.91
SALARIES		\$2,910,058.69	\$2,304,097.60	\$318,054.52	\$18,677.97	\$178,086.00	\$5,728,974.78
2001	Pensions/Employer's Share	\$430,579.72	\$376,759.22	\$47,741.31	\$2,852.07	\$0.00	\$857,932.32
2002	Health Insurance/Employer's Share	\$857,273.96	\$343,630.67	\$70,222.45	\$0.00	\$0.00	\$1,271,127.08

DIVISION - 58 Intensive Learning Center-Red Clay

Object Code & Title		State Division Funding	Current Expense Local	Other State	Other Local	Federal	Total
2004	Group Life Insurance	\$0.00	\$2,809.38	\$0.00	\$0.00	\$0.00	\$2,809.38
2005	Workers Compensation	\$51,995.63	\$55,666.51	\$5,993.51	\$373.61	\$0.00	\$114,029.26
2006	Social Security/Employer's Share	\$173,711.45	\$159,141.86	\$18,394.13	\$1,158.04	\$0.00	\$352,405.48
2009	Unemployment Insurance Benefits	\$4,439.14	\$4,694.15	\$573.47	\$31.75	\$0.00	\$9,738.51
2010	Prescription Plan	\$0.00	\$26.76	\$0.00	\$0.00	\$0.00	\$26.76
2011	Dental Plan	\$0.00	\$83,389.95	\$0.00	\$0.00	\$0.00	\$83,389.95
2015	Disability Insurance	\$0.00	\$3,606.99	\$0.00	\$0.00	\$0.00	\$3,606.99
2016	Medicare/Employer's Share	\$37,604.87	\$40,439.46	\$4,302.03	\$270.86	\$0.00	\$82,617.22
2019	Flex Credit	\$0.00	\$11,094.13	\$0.00	\$0.00	\$0.00	\$11,094.13
2020	Flex Credits	\$0.00	\$186.00	\$0.00	\$0.00	\$0.00	\$186.00
2021	Vision	\$0.00	(\$5,243.84)	\$0.00	\$0.00	\$0.00	(\$5,243.84)
OTHER EMPLOYMENT COSTS		\$1,555,604.77	\$1,076,201.24	\$147,226.90	\$4,686.33	\$0.00	\$2,783,719.24
4000	In-State Travel	\$108.00	\$615.60	\$0.00	\$0.00	\$0.00	\$723.60
4100	Out-of-State Travel	\$0.00	\$2,112.95	\$0.00	\$0.00	\$0.00	\$2,112.95
TRAVEL		\$108.00	\$2,728.55	\$0.00	\$0.00	\$0.00	\$2,836.55
5000	Professional Services	\$303.20	\$500.00	\$587.38	\$0.00	\$0.00	\$1,390.58
5010	Medical/ Related Services	\$0.00	\$0.00	\$379.10	\$0.00	\$0.00	\$379.10
5011	Medical Doctor	\$0.00	\$600.00	\$0.00	\$0.00	\$0.00	\$600.00
5015	Therapists	\$4,280.69	\$698,330.95	\$0.00	\$0.00	\$0.00	\$702,611.64
5054	Interpreters	\$0.00	\$101.25	\$0.00	\$0.00	\$0.00	\$101.25
5061	Temporary Employment Services	\$0.00	\$79,148.01	\$1,645.37	\$0.00	\$0.00	\$80,793.38
5092	Athletic Officials	\$0.00	\$990.00	\$0.00	\$0.00	\$0.00	\$990.00
5101	Postage	\$1,555.59	\$1,675.53	\$0.00	\$0.00	\$0.00	\$3,231.12
5111	Telephone Services	\$4,571.46	\$7,468.97	\$689.48	\$0.00	\$0.00	\$12,729.91

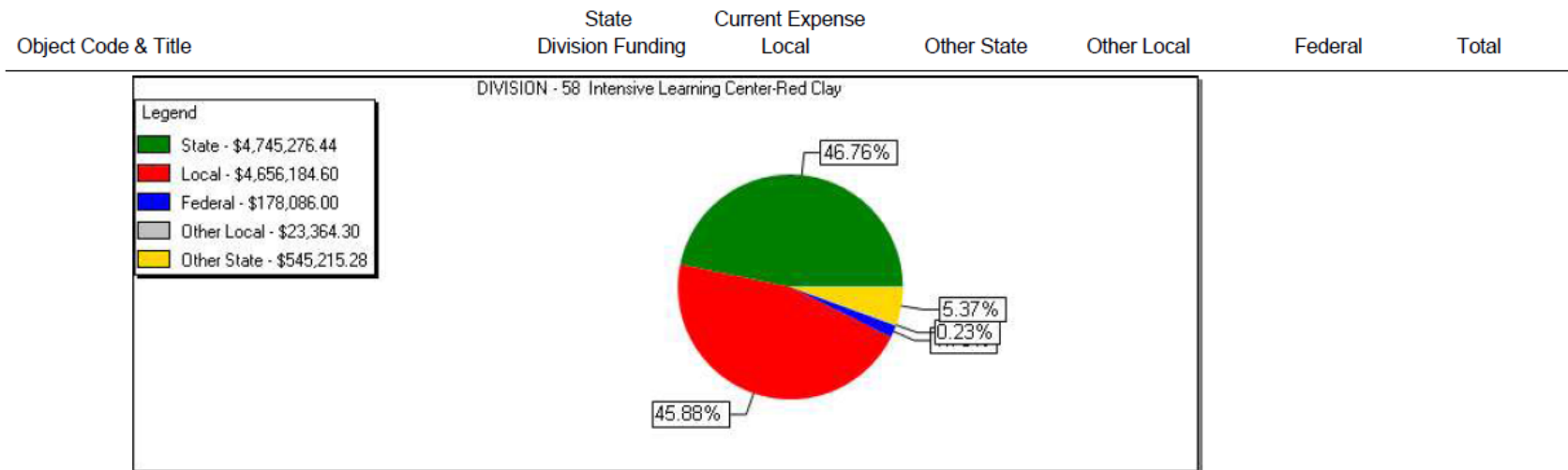
DIVISION - 58 Intensive Learning Center-Red Clay

Object Code & Title		State Division Funding	Current Expense Local	Other State	Other Local	Federal	Total
5201	Water and Sewer	\$2,416.65	\$14,535.83	\$159.04	\$0.00	\$0.00	\$17,111.52
5203	Electricity	\$103,862.84	\$7,500.00	\$0.00	\$0.00	\$0.00	\$111,362.84
5211	Heat by Natural Gas	\$28,320.00	\$56,402.96	\$0.00	\$0.00	\$0.00	\$84,722.96
5214	Heat by Oil	\$0.00	\$2,400.00	\$0.00	\$0.00	\$0.00	\$2,400.00
5322	Life Insurance	\$0.00	\$16,000.00	\$0.00	\$0.00	\$0.00	\$16,000.00
5323	Vision Insurance	\$0.00	\$13,353.66	\$0.00	\$0.00	\$0.00	\$13,353.66
5324		\$0.00	\$108,498.26	\$0.00	\$0.00	\$0.00	\$108,498.26
5326	Long Term Disability	\$0.00	\$10,000.00	\$0.00	\$0.00	\$0.00	\$10,000.00
5402	Buildings- Office Space	\$0.00	\$0.00	\$17,100.00	\$0.00	\$0.00	\$17,100.00
5411	PhotoCopier Equipment	\$2,641.85	\$8,365.54	\$0.00	\$0.00	\$0.00	\$11,007.39
5425	Regular Pupil Transportation	\$0.00	\$261.00	\$3,889.34	\$0.00	\$0.00	\$4,150.34
5427	Curriculum Trips	\$0.00	\$288.00	\$0.00	\$0.00	\$0.00	\$288.00
5429	Athletic Transportation	\$0.00	\$700.00	\$0.00	\$0.00	\$0.00	\$700.00
5456	Automated Access (User Fee)	\$0.00	\$7.07	\$274.56	\$0.00	\$0.00	\$281.63
5500	Buildings/Grounds Repair	\$1,000.00	\$3,387.36	\$0.00	\$0.00	\$0.00	\$4,387.36
5506	Custodial Services Office/Building/Grounds	\$0.00	\$224.44	\$321.82	\$0.00	\$0.00	\$546.26
5507	Maintenance Agreements	\$0.00	\$0.00	\$885.24	\$0.00	\$0.00	\$885.24
5510	Equipment Repair	\$0.00	\$0.00	\$119.00	\$0.00	\$0.00	\$119.00
5511	Maintenance Contracts - All Office Equipment	\$0.00	\$1,496.22	\$0.00	\$0.00	\$0.00	\$1,496.22
5517	Repairs by Outside Vendor	\$57.00	\$4,689.56	\$0.00	\$0.00	\$0.00	\$4,746.56
5542	Trash Removal - Container	\$0.00	\$5,722.54	\$0.00	\$0.00	\$0.00	\$5,722.54
5544	Alarm and Signal Systems	\$0.00	\$18,579.13	\$0.00	\$0.00	\$0.00	\$18,579.13
5600	Printing	\$44.00	\$24.47	\$0.00	\$0.00	\$0.00	\$68.47
5602	Licenses and Permits	\$6,300.00	\$100.00	\$0.00	\$0.00	\$0.00	\$6,400.00
5631	Ath Conf Fees & Assoc Dues	\$1,304.00	\$1,984.81	\$0.00	\$0.00	\$0.00	\$3,288.81
5647	Student Body Activity	\$1,283.35	\$1,944.50	\$0.00	\$0.00	\$0.00	\$3,227.85

DIVISION - 58 Intensive Learning Center-Red Clay

Object Code & Title	State Division Funding	Current Expense Local	Other State	Other Local	Federal	Total
CONTRACTUAL SERVICES	\$157,940.63	\$1,065,280.06	\$26,050.33	\$0.00	\$0.00	\$1,249,271.02
6000 Office Supplies	\$21,419.38	\$11,163.36	\$2,817.98	\$0.00	\$0.00	\$35,400.72
6004 Photocopier Supplies	\$0.00	\$77.50	\$0.00	\$0.00	\$0.00	\$77.50
6011 Promotional Supplies	\$169.75	\$2,978.10	\$0.00	\$0.00	\$0.00	\$3,147.85
6070 Furniture not capital outlay	\$1,305.97	\$1,169.80	\$59.80	\$0.00	\$0.00	\$2,535.57
6088 Computer not capital outlay	\$1,186.24	\$5,848.85	\$0.00	\$0.00	\$0.00	\$7,035.09
6111 Food - Institutional	\$2,243.59	\$7,882.17	\$0.00	\$0.00	\$0.00	\$10,125.76
6140 Custodial Supplies	\$178.12	\$1,383.99	\$650.00	\$0.00	\$0.00	\$2,212.11
6145 Computer Supplies	\$9,148.60	\$5,383.67	\$1.60	\$0.00	\$0.00	\$14,533.87
6150 Instructional Supplies	\$75,520.90	\$91,395.79	\$12,744.91	\$0.00	\$0.00	\$179,661.60
6151 Subscriptions	\$614.20	\$202.73	\$40.00	\$0.00	\$0.00	\$856.93
6153 Manuals and Test Materials	\$1,143.37	\$219.26	\$0.00	\$0.00	\$0.00	\$1,362.63
6157 Textbooks	\$5,317.19	\$10,518.15	\$0.00	\$0.00	\$0.00	\$15,835.34
6163 Medical Supplies/Medicines/Health Aids	\$3,215.04	\$534.43	\$0.00	\$0.00	\$0.00	\$3,749.47
6171 Gasoline	\$0.00	\$42,000.00	\$19,386.27	\$0.00	\$0.00	\$61,386.27
6174 Gas	\$0.00	\$42.95	\$0.00	\$0.00	\$0.00	\$42.95
6210 Vehicle Materials	\$0.00	\$21,012.13	\$18,058.63	\$0.00	\$0.00	\$39,070.76
6220 Maintenance and Building Materials	\$0.00	\$5,731.27	\$124.34	\$0.00	\$0.00	\$5,855.61
SUPPLIES AND MATERIALS	\$121,462.35	\$207,544.15	\$53,883.53	\$0.00	\$0.00	\$382,890.03
8800 Computers	\$102.00	\$333.00	\$0.00	\$0.00	\$0.00	\$435.00
CAPITAL OUTLAY - PROPERTY	\$102.00	\$333.00	\$0.00	\$0.00	\$0.00	\$435.00
GRAND TOTALS	\$4,745,276.44	\$4,656,184.60	\$545,215.28	\$23,364.30	\$178,086.00	\$10,148,126.62

DIVISION - 58 Intensive Learning Center-Red Clay



TOTAL ALL DIVISIONS

Object Code & Title		State Division Funding	Current Expense Local	Other State	Other Local	Federal	Total
1101	Chief School Officer	\$163,374.10	\$70,908.69	\$0.00	\$0.00	\$0.00	\$234,282.79
1105	Assistant Superintendent	\$226,461.07	\$190,058.16	\$0.00	\$0.00	\$0.00	\$416,519.23
1106	Directors - Administration	\$205,710.67	\$168,984.39	\$0.00	\$0.00	\$0.00	\$374,695.06
1107	Directors - Instruction	\$152,742.74	\$85,654.56	\$0.00	\$0.00	\$117,286.24	\$355,683.54
1108	Admin Assistant - Executive	\$11,135.86	\$5,840.40	\$0.00	\$0.00	\$0.00	\$16,976.26
1110	Supervisors- Instruction	\$3,046.07	(\$1,610.09)	\$15,806.42	\$58,404.63	\$272,907.59	\$348,554.62
1111	Supervisors- Support Services	\$481,709.65	\$299,547.18	\$0.00	\$102,646.78	\$332,609.16	\$1,216,512.77
1112	Specialist- Support Services	\$260,937.00	\$99,262.05	\$0.00	\$110,674.19	\$24,109.39	\$494,982.63
1113	Specialist-Transportation	\$0.00	\$208,180.51	\$60,382.54	\$0.00	\$0.00	\$268,563.05
1114	Principal	\$1,702,177.41	\$1,034,982.51	\$111,073.42	\$0.00	\$129,436.39	\$2,977,669.73
1116	Assistant Principals	\$1,262,099.12	\$864,477.35	\$0.00	\$0.00	\$110,843.85	\$2,237,420.32
1118	Coordinators	\$0.00	\$513.00	\$42,520.08	\$38,640.42	\$103,541.43	\$185,214.93
1119	Guidance Counselors	\$0.00	\$0.00	\$32,532.45	\$0.00	\$5,476.15	\$38,008.60
1120	Teachers	\$41,726,777.89	\$16,037,042.88	\$103,040.35	\$1,548,765.53	\$7,348,930.29	\$66,764,556.94
1121	Human Relations	\$286.00	\$0.00	\$0.00	\$0.00	\$0.00	\$286.00
1122	Visiting Teachers	\$128,683.31	\$73,025.19	\$0.00	\$0.00	\$0.00	\$201,708.50
1124	Psychologists	\$270,992.69	\$144,253.13	\$0.00	\$0.00	\$594.50	\$415,840.32
1125	Related Services Teachers	\$0.00	\$0.00	\$0.00	\$0.00	(\$4,086.79)	(\$4,086.79)
1126	Speech and Hearing	\$281,185.02	\$150,843.77	\$0.00	\$0.00	\$1,394.00	\$433,422.79
1128	Paraprofessionals	\$2,091,873.17	\$1,185,227.08	\$39,712.01	\$392,278.35	\$599,280.08	\$4,308,370.69
1129	Disruptive Students	\$0.00	\$24,103.14	\$28,904.75	\$0.00	\$875,672.34	\$928,680.23
1130	Driver Education	\$344,226.84	\$184,653.78	\$0.00	\$0.00	\$0.00	\$528,880.62
1134	Nurse/Hygienists	\$986,920.75	\$499,821.22	\$0.00	\$121,262.86	\$0.00	\$1,608,004.83
1138	Clerical - Support Services	\$1,338,331.74	\$755,220.41	\$79,668.69	\$106,375.01	\$101,042.78	\$2,380,638.63
1139	Clerical - Executive	\$0.00	\$45,795.69	\$0.00	\$0.00	\$0.00	\$45,795.69
1140	Custodial/Maintenance Employees	\$4,603,642.16	\$2,228,434.25	\$2,284.58	\$309,588.87	\$349,369.51	\$7,493,319.37

TOTAL ALL DIVISIONS

Object Code & Title		State Division Funding	Current Expense Local	Other State	Other Local	Federal	Total
1141	Clerical Schools	\$1,117,978.09	\$386,990.90	\$0.00	\$0.00	\$47,494.67	\$1,552,463.66
1143	Cafeteria Substitute	\$91.13	\$0.00	\$0.00	\$77,488.91	\$0.00	\$77,580.04
1144	Cafeteria Manager	\$386,170.26	\$0.00	\$0.00	\$223,095.82	\$0.00	\$609,266.08
1145	Cafeteria Workers	\$990,224.85	\$0.00	\$0.00	\$873,958.54	\$0.00	\$1,864,183.39
1146	Transportation Supervisors	\$90,070.34	\$136,523.41	\$35,439.26	\$0.00	\$0.00	\$262,033.01
1148	Bus Drivers - Regular Trips	\$0.00	\$410,721.25	\$654,681.04	\$45.03	\$0.00	\$1,065,447.32
1149	Bus Aides	\$0.00	\$112,196.30	\$469,527.29	\$45.03	\$0.00	\$581,768.62
1150	Inservice Education Workshop	\$0.00	\$9,512.43	\$9,247.00	\$0.00	\$12,046.89	\$30,806.32
1152	Substitute Teachers	\$3,640.89	\$394,565.22	\$79,623.34	\$156.00	\$197,134.18	\$675,119.63
1153	Substitute Nurses	\$382.50	\$67,203.41	\$0.00	\$0.00	\$110.00	\$67,695.91
1154	EPER Athletic Salaries	\$0.00	\$688,613.85	\$415.50	\$15,009.39	\$6,885.49	\$710,924.23
1156	EPER Extra Curricular Activities	\$1,219.15	\$624,360.82	\$4,935.99	\$5,639.54	\$3,233.75	\$639,389.25
1157	EPER Miscellaneous	\$83,456.03	\$622,552.76	\$215,460.91	\$72,424.43	\$378,814.02	\$1,372,708.15
1158	Homebound Instruction	\$0.00	\$9,899.00	\$0.00	\$5,245.00	\$61,983.25	\$77,127.25
1159	Artist in Residence	\$0.00	\$1,535.06	\$730.79	\$0.00	\$520.13	\$2,785.98
1160	Summer School	\$151,755.50	\$147,761.29	\$55,593.94	\$61,650.39	\$75,193.88	\$491,955.00
1162	Evening School	\$0.00	\$1,293.15	\$181,104.12	\$1,287.60	\$21,006.00	\$204,690.87
1164	Bldg Grounds Supervisor	\$65,387.09	\$51,241.76	\$0.00	\$0.00	\$0.00	\$116,628.85
1168	Co-Op Work Study	\$0.00	\$36,352.76	\$330.12	\$0.00	\$0.00	\$36,682.88
1170	Substitute Custodial	\$23,636.43	\$214,667.57	\$0.00	\$962.60	\$0.00	\$239,266.60
1175	Shift Differential Sal	\$2,245.69	\$11,583.44	\$0.00	\$1,349.17	\$26.70	\$15,205.00
1180	Overtime Clerical	(\$2,360.41)	\$10,669.45	\$0.00	\$8,621.80	\$70.09	\$17,000.93
1181	Overtime Custodial	(\$2,778.01)	\$287,408.02	\$327.94	\$158,073.90	\$27.00	\$443,058.85
1182	Overtime Food Service	\$0.00	\$0.00	\$0.00	\$74,152.07	\$0.00	\$74,152.07
SALARIES		\$59,153,432.79	\$28,580,871.10	\$2,223,342.53	\$4,367,841.86	\$11,172,952.96	\$105,498,441.24

TOTAL ALL DIVISIONS

Object Code & Title		State Division Funding	Current Expense Local	Other State	Other Local	Federal	Total
2001	Pensions/Employer's Share	\$8,575,127.15	\$5,012,719.86	\$306,308.93	\$596,633.54	\$1,111,536.99	\$15,602,326.47
2002	Health Insurance/Employer's Share	\$13,949,015.31	\$2,292,921.58	\$420,779.23	\$266,702.38	\$1,196,729.38	\$18,126,147.88
2004	Group Life Insurance	\$10,550.43	\$45,082.68	\$475.16	\$9,280.80	\$8,406.33	\$73,795.40
2005	Workers Compensation	\$1,119,898.11	\$682,934.28	\$54,075.19	\$86,389.88	\$158,943.41	\$2,102,240.87
2006	Social Security/Employer's Share	\$3,456,413.23	\$2,080,321.18	\$154,968.75	\$265,091.16	\$485,845.33	\$6,442,639.65
2009	Unemployment Insurance Benefits	\$95,825.18	\$57,819.43	\$4,828.45	\$7,400.24	\$13,591.02	\$179,464.32
2010	Prescription Plan	\$0.00	\$67.63	\$0.00	\$0.00	\$0.00	\$67.63
2011	Dental Plan	\$105,083.36	\$823,766.87	\$4,794.64	\$147,323.75	\$99,558.22	\$1,180,526.84
2015	Disability Insurance	\$5,470.18	\$36,220.53	\$311.06	\$6,214.21	\$4,866.32	\$53,082.30
2016	Medicare/Employer's Share	\$811,373.97	\$492,910.19	\$38,073.77	\$62,206.90	\$114,711.60	\$1,519,276.43
2019	Flex Credit	\$10,398.64	\$111,678.47	\$427.04	\$21,058.26	\$7,743.49	\$151,305.90
2020	Flex Credits	\$329.23	\$2,027.16	\$0.00	\$383.17	\$343.52	\$3,083.08
2021	Vision	\$0.00	(\$72,417.39)	\$0.00	\$0.00	\$0.00	(\$72,417.39)
OTHER EMPLOYMENT COSTS		\$28,139,484.79	\$11,566,052.47	\$985,042.22	\$1,468,684.29	\$3,202,275.61	\$45,361,539.38
3301	Debt Service/Interest	\$0.00	\$0.00	\$3,681,611.37	\$3,001,430.63	\$0.00	\$6,683,042.00
3302	Debt Service/Principal	\$0.00	\$0.00	\$10,287,475.61	\$4,850,405.00	\$0.00	\$15,137,880.61
3603	Tuition Reimbursements	\$128.70	\$22,050.90	\$3,111.30	\$0.00	\$0.00	\$25,290.90
3604	Tuition - In- State Public Schools	\$0.00	\$4,629,545.05	\$0.00	\$2,226,386.45	\$0.00	\$6,855,931.50
3605	Tuition - Out of State or Private	\$0.00	\$0.00	\$246,967.85	\$399,758.33	\$0.00	\$646,726.18
GOVERNMENT SERVICES		\$128.70	\$4,651,595.95	\$14,219,166.13	\$10,477,980.41	\$0.00	\$29,348,871.19
4000	In-State Travel	\$2,187.59	\$20,178.78	\$1,621.60	\$4,775.89	\$15,703.25	\$44,467.11
4100	Out-of-State Travel	\$84.00	\$24,220.41	\$28,394.13	\$4,450.19	\$101,804.23	\$158,952.96
TRAVEL		\$2,271.59	\$44,399.19	\$30,015.73	\$9,226.08	\$117,507.48	\$203,420.07

TOTAL ALL DIVISIONS

Object Code & Title		State Division Funding	Current Expense Local	Other State	Other Local	Federal	Total
5000	Professional Services	\$73,639.97	\$1,730,836.80	\$436,697.67	\$715,041.73	\$1,476,200.97	\$4,432,417.14
5001	Professional Fees/Architects	\$0.00	\$0.00	\$0.00	\$74,191.23	\$0.00	\$74,191.23
5002	Professional Fees/Engineers	\$0.00	\$0.00	\$2,053.59	\$10,529.06	\$0.00	\$12,582.65
5008	Inspection Fees	\$0.00	\$3,280.85	\$0.00	\$0.00	\$0.00	\$3,280.85
5010	Medical/ Related Services	\$9,812.89	\$850,451.96	\$459,301.06	\$462,617.65	\$3,500.00	\$1,785,683.56
5011	Medical Doctor	\$0.00	\$600.00	\$31,131.25	\$0.00	\$0.00	\$31,731.25
5014	Psychologist	\$0.00	\$2,700.00	\$0.00	\$0.00	\$22,731.80	\$25,431.80
5015	Therapists	\$4,280.69	\$863,620.14	\$367,298.74	\$0.00	\$879,041.29	\$2,114,240.86
5020	Legal Services	\$87,311.67	\$618,860.88	\$0.00	\$0.00	\$0.00	\$706,172.55
5029	Arbitrators	\$0.00	\$1,991.20	\$0.00	\$0.00	\$0.00	\$1,991.20
5043	Auditors	\$0.00	\$39,385.00	\$0.00	\$0.00	\$5,987.00	\$45,372.00
5051	Educational Consultants - Individual	\$5,323.57	\$24,116.39	\$27,320.00	\$1,140.00	\$250,000.00	\$307,899.96
5052	Educational Consultants - Company	\$0.00	\$7,327.00	\$13,495.00	\$120.00	\$52,700.56	\$73,642.56
5054	Interpreters	\$0.00	\$168.75	\$16,107.31	\$80.00	\$101,809.38	\$118,165.44
5061	Temporary Employment Services	\$0.00	\$670,755.37	\$584,394.85	\$1,689.64	\$49,796.69	\$1,306,636.55
5065	Travel Reimb - non state emp	\$0.00	\$0.00	\$841.76	\$0.00	\$13,304.90	\$14,146.66
5074	Outside Computer Services - N-State Agenices	\$8,862.12	\$4,500.00	\$0.00	\$0.00	\$0.00	\$13,362.12
5075	Computer Consulting Services	\$1,289.00	\$0.00	\$0.00	\$0.00	\$1,840.00	\$3,129.00
5077	Exterminator	\$0.00	\$8,880.00	\$795.00	\$120.00	\$0.00	\$9,795.00
5092	Athletic Officials	\$35,895.50	\$102,542.00	\$0.00	\$478.50	\$120.00	\$139,036.00
5093	Contracted Labor	\$1,741.40	\$620,334.33	\$4,142.41	\$26,772.30	\$112,434.06	\$765,424.50
5097	Contracts - State Agencies	\$0.00	\$1,702.50	\$0.00	\$0.00	\$0.00	\$1,702.50
5101	Postage	\$8,651.47	\$135,859.07	\$4,123.03	\$3,044.85	\$3,840.14	\$155,518.56
5111	Telephone Services	\$126,426.57	\$309,149.62	\$2,552.01	\$31,076.65	\$1,841.28	\$471,046.13
5115	Beepers/Pagers	\$0.00	\$90.02	\$0.00	\$0.00	\$0.00	\$90.02
5125	Telecommunication Equipment	\$0.00	\$993.00	\$0.00	\$0.00	\$19.90	\$1,012.90

TOTAL ALL DIVISIONS

Object Code & Title		State Division Funding	Current Expense Local	Other State	Other Local	Federal	Total
5201	Water and Sewer	\$67,450.07	\$569,157.40	\$795.10	\$0.00	\$0.00	\$637,402.57
5203	Electricity	\$1,759,584.34	\$1,446,220.51	\$0.00	\$0.00	\$0.00	\$3,205,804.85
5211	Heat by Natural Gas	\$837,613.50	\$1,086,680.93	\$0.00	\$0.00	\$0.00	\$1,924,294.43
5212	Heat/Cook by Propane Gas	\$0.00	\$5,872.20	\$0.00	\$0.00	\$0.00	\$5,872.20
5214	Heat by Oil	\$0.00	\$13,274.07	\$0.00	\$0.00	\$0.00	\$13,274.07
5322	Life Insurance	\$0.00	\$243,032.38	\$0.00	\$0.00	\$0.00	\$243,032.38
5323	Vision Insurance	\$0.00	\$197,543.20	\$0.00	\$0.00	\$0.00	\$197,543.20
5324		\$0.00	\$1,531,388.96	\$0.00	\$0.00	\$0.00	\$1,531,388.96
5326	Long Term Disability	\$0.00	\$167,000.00	\$0.00	\$0.00	\$0.00	\$167,000.00
5332	Athletic	\$25,292.00	\$80,404.00	\$0.00	\$0.00	\$0.00	\$105,696.00
5333	General Comprehensive Liability	\$0.00	\$31,850.00	\$0.00	\$0.00	\$0.00	\$31,850.00
5334	Umbrella Liability Insurance	\$2,829.00	\$64,419.00	\$0.00	\$0.00	\$0.00	\$67,248.00
5342	Excess Liability Coverage	\$0.00	\$1,150.00	\$70.00	\$0.00	\$0.00	\$1,220.00
5401	Buildings other than Office SP	\$0.00	\$4,752.50	\$0.00	\$26,100.00	\$0.00	\$30,852.50
5402	Buildings- Office Space	\$0.00	\$733,279.57	\$63,295.21	\$9,443.91	\$0.00	\$806,018.69
5406	Rental	\$445.00	\$6,062.73	\$56.21	\$693.31	\$1,005.00	\$8,262.25
5411	PhotoCopier Equipment	\$91,018.69	\$421,779.64	\$4,817.97	\$3,341.50	\$0.00	\$520,957.80
5413	Other Office Machines and Equipment Rental	\$1,306.56	\$3,440.45	\$4,219.06	\$198.76	\$0.00	\$9,164.83
5421	Construction and Maintenance Equipment	\$0.00	\$406.41	\$0.00	\$0.00	\$0.00	\$406.41
5423	Snow Removal Equip	\$0.00	\$25,998.75	\$0.00	\$0.00	\$0.00	\$25,998.75
5425	Regular Pupil Transportation	\$17,811.50	\$117,341.47	\$4,878,363.83	\$32,864.32	\$53,541.17	\$5,099,922.29
5426	Out-of-State Pupil Transportation	\$0.00	\$325.00	\$0.00	\$53,881.00	\$5,593.00	\$59,799.00
5427	Curriculum Trips	\$0.00	\$18,301.98	\$11,990.74	\$2,484.00	\$18,555.00	\$51,331.72
5428	After School Activity Transportation	\$4,340.00	\$89,980.00	\$182,220.00	\$0.00	\$0.00	\$276,540.00
5429	Athletic Transportation	\$39,282.00	\$119,373.00	\$0.00	\$0.00	\$0.00	\$158,655.00
5430	Cars - Common Van	\$0.00	\$0.00	\$12,135.46	\$0.00	\$977.51	\$13,112.97

TOTAL ALL DIVISIONS

Object Code & Title	State Division Funding	Current Expense Local	Other State	Other Local	Federal	Total
5434	\$0.00	\$2,400.00	\$0.00	\$0.00	\$0.00	\$2,400.00
5438 Buildings/Ground Maintenance Equipment	\$0.00	\$9,680.00	\$0.00	\$1,046.38	\$0.00	\$10,726.38
5440 Computer Rentals and Leases	\$86,454.85	\$369,503.08	\$0.00	\$0.00	\$0.00	\$455,957.93
5456 Automated Access (User Fee)	\$1,629.14	\$48,044.86	\$1,277.70	\$99.00	\$9,000.00	\$60,050.70
5470 Oxygen Tanks	\$0.00	\$328.12	\$0.00	\$0.00	\$0.00	\$328.12
5500 Buildings/Grounds Repair	\$391,751.94	\$537,575.23	\$40,584.97	\$1,733,698.32	\$0.00	\$2,703,610.46
5501 Buildings - Maintenance Only	\$11,293.66	\$1,970.00	\$0.00	\$0.00	\$0.00	\$13,263.66
5502 Grounds - Maint. Only Lawn Care	\$14,592.00	\$17,353.84	\$0.00	\$0.00	\$0.00	\$31,945.84
5506 Custodial Services Office/Building/Grounds	\$0.00	\$5,883.87	\$4,571.31	\$0.00	\$0.00	\$10,455.18
5507 Maintenance Agreements	\$11,541.02	\$67,942.72	\$6,858.79	\$128,733.52	\$9,576.48	\$224,652.53
5510 Equipment Repair	\$1,049.50	\$35,988.26	\$595.00	\$0.00	\$0.00	\$37,632.76
5511 Maintenance Contracts - All Office Equipment	\$0.00	\$3,955.31	\$4,465.00	\$0.00	\$0.00	\$8,420.31
5517 Repairs by Outside Vendor	\$2,934.31	\$37,933.15	(\$1,006.48)	\$13,369.84	\$0.00	\$53,230.82
5519 Repair and Services - All Other Eq	\$0.00	\$1,224.91	\$0.00	\$0.00	\$0.00	\$1,224.91
5521 Cars	\$0.00	\$0.00	\$602.58	\$0.00	\$0.00	\$602.58
5522 Station Wagons and Vans	\$0.00	\$4,198.88	\$0.00	\$0.00	\$0.00	\$4,198.88
5524 Trucks & Trailers	\$0.00	\$762.44	\$0.00	\$0.00	\$0.00	\$762.44
5542 Trash Removal - Container	\$145,137.15	\$58,686.34	\$0.00	\$0.00	\$0.00	\$203,823.49
5544 Alarm and Signal Systems	\$89,471.96	\$466,401.99	\$2,748.33	\$40,065.93	\$0.00	\$598,688.21
5600 Printing	\$12,811.02	\$75,832.59	\$0.00	\$4,861.41	\$809.07	\$94,314.09
5602 Licenses and Permits	\$11,600.00	\$137,520.56	\$0.00	\$501.75	\$7,094.50	\$156,716.81
5603 Public Brochures - Promotional Materials	\$0.00	\$2,278.76	\$0.00	\$0.00	\$0.00	\$2,278.76
5610 Advertising	\$1,101.60	\$8,750.95	\$12,120.65	\$7,879.35	\$0.00	\$29,852.55
5631 Ath Conf Fees & Assoc Dues	\$16,207.00	\$90,460.82	\$25,797.49	\$3,238.34	\$90,314.87	\$226,018.52
5634 Examination Cost/Fees	\$0.00	\$3,004.50	\$0.00	\$0.00	\$0.00	\$3,004.50
5640 Commencement Costs Other than Speaker	\$0.00	\$5,547.93	\$397.45	\$0.00	\$0.00	\$5,945.38

TOTAL ALL DIVISIONS

Object Code & Title		State Division Funding	Current Expense Local	Other State	Other Local	Federal	Total
5643	Food Service - Other	\$0.00	\$2,076.79	\$1,030.00	\$256.31	\$2,018.39	\$5,381.49
5645	Late Charges	\$0.00	\$13.71	\$0.00	\$0.00	\$0.00	\$13.71
5647	Student Body Activity	\$6,984.92	\$55,839.03	\$49,232.10	\$5,413.75	\$38,400.33	\$155,870.13
5648	Indirect Cost	\$0.00	\$137.00	\$0.00	\$0.00	\$2,386,043.59	\$2,386,180.59
5659	Commencement Rental	\$0.00	\$33,107.01	\$0.00	\$0.00	\$0.00	\$33,107.01
5660	Student Travel	\$1,399.50	\$2,549.50	\$8,903.22	\$0.00	\$8,239.62	\$21,091.84
5667	Training	\$3,844.00	\$12,219.06	\$7,500.00	\$0.00	\$8,349.50	\$31,912.56
5671	Medical Reimbursement	\$0.00	\$0.00	\$0.00	\$110.25	\$0.00	\$110.25
5673	Administrative Workshop	\$0.00	\$33,678.00	\$0.00	\$0.00	\$0.00	\$33,678.00
5714	Moving Costs/Business	\$436.80	\$515.12	\$1,215.93	\$0.00	\$0.00	\$2,167.85
CONTRACTUAL SERVICES		\$4,020,447.88	\$15,110,543.36	\$7,275,111.30	\$3,395,182.56	\$5,614,686.00	\$35,415,971.10
6000	Office Supplies	\$93,535.05	\$422,331.42	\$31,922.72	\$21,683.90	\$27,210.60	\$596,683.69
6004	Photocopier Supplies	\$3,452.65	\$21,021.98	\$0.00	\$0.00	\$0.00	\$24,474.63
6011	Promotional Supplies	\$10,835.18	\$10,871.30	\$1,221.00	\$3,558.00	\$1,128.11	\$27,613.59
6070	Furniture not capital outlay	\$40,497.53	\$83,962.96	\$65,185.33	\$1,943.50	\$13,174.88	\$204,764.20
6088	Computer not capital outlay	\$60,233.24	\$286,881.18	\$58,771.36	\$8,670.00	\$846,415.74	\$1,260,971.52
6111	Food - Institutional	\$2,439.25	\$101,367.46	\$8,148.40	\$81,308.57	\$36,606.39	\$229,870.07
6140	Custodial Supplies	\$116,377.74	\$260,596.76	\$2,100.00	\$0.00	\$0.00	\$379,074.50
6145	Computer Supplies	\$265,220.19	\$551,047.99	\$104,876.99	\$11,843.10	\$946,729.67	\$1,879,717.94
6150	Instructional Supplies	\$547,215.75	\$1,946,555.45	\$377,283.36	\$49,449.33	\$999,337.12	\$3,919,841.01
6151	Subscriptions	\$10,736.98	\$76,478.00	\$3,839.50	\$694.76	\$3,984.00	\$95,733.24
6153	Manuals and Test Materials	\$1,143.37	\$9,946.39	\$6,399.83	\$0.00	\$34,824.75	\$52,314.34
6156	Audio/Visual	\$3,811.56	\$107,471.63	\$11,837.42	\$0.00	\$7,433.37	\$130,553.98
6157	Textbooks	\$249,860.92	\$456,252.11	\$28,757.36	\$0.00	\$2,988.26	\$737,858.65
6158	Technical/Reference Books	\$2,270.45	\$5,367.07	\$0.00	\$0.00	\$71,124.84	\$78,762.36

TOTAL ALL DIVISIONS

Object Code & Title		State Division Funding	Current Expense Local	Other State	Other Local	Federal	Total
6160	Library Books - Consumable	\$1,631.93	\$17,119.43	\$0.00	\$0.00	\$0.00	\$18,751.36
6162	Safety Aids - goggles	\$0.00	\$130.28	\$0.00	\$0.00	\$0.00	\$130.28
6163	Medical Supplies/Medicines/Health Aids	\$24,634.11	\$40,011.05	\$0.00	\$17.99	\$97.75	\$64,760.90
6171	Gasoline	\$1,561.77	\$139,132.57	\$44,270.81	\$0.00	\$0.00	\$184,965.15
6174	Gas	\$5,915.06	\$59,382.81	\$5,721.16	\$0.00	\$0.00	\$71,019.03
6175	Diesel Fuel	\$46.23	\$0.00	\$0.00	\$0.00	\$0.00	\$46.23
6210	Vehicle Materials	\$7,999.67	\$235,300.81	\$43,176.63	\$0.00	\$0.00	\$286,477.11
6220	Maintenance and Building Materials	\$232,206.21	\$287,996.37	\$5,108.50	\$7,742.48	\$0.00	\$533,053.56
6230	Highway/Grounds Materials	\$0.00	\$5,520.00	\$0.00	\$0.00	\$0.00	\$5,520.00
6250	Athletic Supplies	\$111,452.25	\$288,262.95	\$0.00	\$20,448.17	\$0.00	\$420,163.37
6251	Commencement Supplies	\$0.00	\$1,136.62	\$0.00	\$0.00	\$0.00	\$1,136.62
SUPPLIES AND MATERIALS		\$1,793,077.09	\$5,414,144.59	\$798,620.37	\$207,359.80	\$2,991,055.48	\$11,204,257.33
7002	Instructional Equipment	\$0.00	\$33,253.39	\$0.00	\$912.00	\$27,790.00	\$61,955.39
7010	General Equipment	\$0.00	\$4,484.00	\$0.00	\$0.00	\$0.00	\$4,484.00
7040	Audio Visual Equipment	\$0.00	\$16,033.54	\$0.00	\$0.00	\$0.00	\$16,033.54
7110	Vehicles	\$65,705.00	\$22,508.00	\$0.00	\$0.00	\$0.00	\$88,213.00
CAPITAL OUTLAY - EQUIPMENT		\$65,705.00	\$76,278.93	\$0.00	\$912.00	\$27,790.00	\$170,685.93
8000	Land	\$0.00	\$95.97	\$0.00	\$0.00	\$0.00	\$95.97
8301	Building Alterations	\$0.00	\$242,129.39	\$159,226.00	\$3,254,256.49	\$0.00	\$3,655,611.88
8800	Computers	\$6,714.97	\$38,538.58	\$0.00	\$0.00	\$0.00	\$45,253.55
CAPITAL OUTLAY - PROPERTY		\$6,714.97	\$280,763.94	\$159,226.00	\$3,254,256.49	\$0.00	\$3,700,961.40
GRAND TOTALS		\$93,181,262.81	\$65,724,649.53	\$25,690,524.28	\$23,181,443.49	\$23,126,267.53	\$230,904,147.64

TOTAL ALL DIVISIONS

