

Div - 32 Red Clay Consolidated School District

Account & Title		State Division Funding	Div III Equalization	Other State	Current Expense Local	Other Local	Federal	Fund 300	Fund 450	Total
22300	Other Current Liabilities	\$0.00	\$0.00	\$0.00	\$3,069.60	\$0.00	\$0.00	\$0.00	\$0.00	\$3,069.60
AcctTotals		\$0.00	\$0.00	\$0.00	\$3,069.60	\$0.00	\$0.00	\$0.00	\$0.00	\$3,069.60
51001	Elected Officials' Salary	\$297.32	\$0.00	\$0.00	\$7,338.51	\$118.78	\$0.00	\$0.00	\$0.00	\$7,754.61
51004	Salaries/Wages-Employees	\$41,457.55	\$0.00	\$19,412.70	\$26,211.68	\$18,812.02	\$52,817.47	\$0.00	\$0.00	\$158,711.42
51005	Overtime Salaries	\$0.00	\$107,500.68	\$0.00	\$231,601.49	\$98,735.30	\$667.38	\$0.00	\$0.00	\$438,504.85
51006	Shift Differential Salary	\$0.00	\$9,620.36	\$0.00	\$14,428.62	\$1,699.26	\$0.00	\$0.00	\$0.00	\$25,748.24
51008	Termination Sals-Vac Leave	\$118,464.89	\$93,250.22	\$0.00	\$5,374.14	\$0.00	\$0.00	\$0.00	\$0.00	\$217,089.25
51009	Termination Sals-Sick Leave	\$254,445.03	\$0.00	\$34.84	\$19,168.02	\$0.00	\$0.00	\$0.00	\$0.00	\$273,647.89
51100	Teachers	\$25,304,190.39	\$3,548,576.83	\$102,541.17	\$10,352,219.07	\$1,203,636.07	\$3,742,332.96	\$0.00	\$0.00	\$44,253,496.49
51101	Substitute Teachers	\$2,824.50	\$41,736.43	\$17,594.66	\$102,132.97	\$2,956.63	\$114,356.06	\$0.00	\$0.00	\$281,601.25
51102	Speech & Hearing Teachers	\$162,720.18	\$22,384.39	\$0.00	\$79,443.02	\$0.00	\$0.00	\$0.00	\$0.00	\$264,547.59
51103	Driver's Education Teachers	\$236,327.75	\$32,469.05	\$0.00	\$117,326.77	\$0.00	\$0.00	\$0.00	\$0.00	\$386,123.57
51104	Paraprofessionals	\$57,248.16	\$1,471.14	\$0.00	\$9,959.88	\$17,789.77	\$324,896.33	\$0.00	\$0.00	\$411,365.28
51105	Reading Specialists	\$0.00	\$0.00	\$0.00	\$62.38	\$0.00	\$417.00	\$0.00	\$0.00	\$479.38
51109	E.P.E.R. Athletic	\$2,499.44	\$4,208.00	\$54.00	\$450,746.30	\$11,567.07	\$744.84	\$0.00	\$0.00	\$469,819.65
51110	E.P.E.R. Extra-Curricular	\$640.57	\$3,217.84	\$162.00	\$433,188.43	\$214.42	\$8,481.88	\$0.00	\$0.00	\$445,905.14
51111	E.P.E.R. Miscellaneous	\$20,729.62	\$44,770.58	\$95,920.86	\$195,353.17	\$28,642.61	\$340,668.51	\$0.00	\$0.00	\$726,085.35
51130	Nurses	\$675,613.53	\$91,565.84	\$0.00	\$339,079.03	\$0.00	\$0.00	\$0.00	\$0.00	\$1,106,258.40
51131	Psychologists	\$173,976.45	\$22,570.08	\$0.00	\$85,479.11	\$0.00	\$10,644.03	\$0.00	\$0.00	\$292,669.67
51132	Visiting Teachers	\$98,731.79	\$13,789.52	\$0.00	\$51,895.96	\$0.00	\$0.00	\$0.00	\$0.00	\$164,417.27
51150	Supervisors	\$354,276.90	\$62,101.80	\$0.00	\$265,807.46	\$106,544.81	\$658,122.97	\$0.00	\$0.00	\$1,446,853.94
51151	Specialists & Coordinators	\$179,419.47	\$31,145.84	\$108,710.37	\$275,518.35	\$147,293.06	\$133,132.81	\$0.00	\$0.00	\$875,219.90
51155	Chief School Officer	\$62,558.27	\$11,916.80	\$0.00	\$42,448.07	\$0.00	\$0.00	\$0.00	\$0.00	\$116,923.14
51156	Assistant Superintendents	\$101,989.76	\$23,246.61	\$0.00	\$70,724.84	\$0.00	\$0.00	\$0.00	\$0.00	\$195,961.21
51157	Admin Assistants	\$24,260.16	\$5,908.99	\$0.00	\$13,909.52	\$0.00	\$0.00	\$0.00	\$0.00	\$44,078.67

Div - 32 Red Clay Consolidated School District

Account & Title		State Division Funding	Div III Equalization	Other State	Current Expense Local	Other Local	Federal	Fund 300	Fund 450	Total
51165	Principals Salaries - Confdtl	\$1,002,158.39	\$176,947.34	\$80,060.88	\$647,877.13	\$0.00	\$0.00	\$0.00	\$0.00	\$1,907,043.74
51166	Assistant Principals	\$880,918.97	\$189,130.32	\$0.00	\$749,230.50	\$0.00	\$0.00	\$0.00	\$0.00	\$1,819,279.79
51167	Admin Secretaries	\$140,666.12	\$27,240.21	\$0.00	\$109,254.82	\$0.00	\$248.00	\$0.00	\$0.00	\$277,409.15
51175	Supervisor of Bldg & Grnds	\$2,502.24	\$2,044.13	\$0.00	\$0.00	\$0.00	\$0.00	\$0.00	\$0.00	\$4,546.37
51176	Custodians	\$2,924,636.01	\$402,047.86	\$4,281.82	\$1,406,045.21	\$200,000.38	\$0.00	\$0.00	\$0.00	\$4,937,011.28
51180	Supervisors of Transportation	\$31,976.98	\$88.14	\$22,778.72	\$33,365.79	\$0.00	\$0.00	\$0.00	\$0.00	\$88,209.63
51185	Financial Secretaries	\$304,345.53	\$32,511.80	\$17,374.31	\$129,291.28	\$23,524.65	\$37,600.02	\$0.00	\$0.00	\$544,647.59
51187	Food Service Managers	\$263,046.68	\$0.00	\$0.00	\$0.00	\$106,956.80	\$0.00	\$0.00	\$0.00	\$370,003.48
51188	Food Service Cooks	\$98,545.65	\$0.00	\$0.00	\$0.00	\$62,980.47	\$0.00	\$0.00	\$0.00	\$161,526.12
51190	Food Service General Workers	\$676,627.72	\$0.00	\$0.00	\$0.00	\$445,012.29	\$0.00	\$0.00	\$0.00	\$1,121,640.01
51192	Directors	\$234,214.74	\$42,129.02	\$0.00	\$160,161.40	\$0.00	\$85,563.76	\$0.00	\$0.00	\$522,068.92
51193	Senior Secretaries	\$36,598.06	\$4,633.07	\$32,432.41	\$13,055.28	\$0.00	\$0.00	\$0.00	\$0.00	\$86,718.82
51194	Secretaries	\$187,812.40	\$21,801.61	\$0.00	\$70,611.99	\$9,085.86	\$44.31	\$0.00	\$0.00	\$289,356.17
51195	Clerks	\$804,802.30	\$85,008.30	\$0.00	\$306,254.10	\$7,319.23	\$0.00	\$0.00	\$0.00	\$1,203,383.93
51196	General Salaries - Unit Exempt	\$265,668.78	\$111,367.47	\$468,108.98	\$758,297.57	\$443,094.23	\$980,714.54	\$0.00	\$0.00	\$3,027,251.57
Salaries		\$35,727,192.30	\$5,266,400.27	\$969,467.72	\$17,572,861.86	\$2,935,983.71	\$6,491,452.87	\$0.00	\$0.00	\$68,963,358.73
52001	Pensions/Employer'S Share	\$6,080,283.36	\$749,842.13	\$134,052.98	\$2,988,865.34	\$448,087.90	\$987,500.00	\$0.00	\$0.00	\$11,388,631.71
52002	Health Ins/Employers' Sh	\$9,510,836.61	\$111,969.71	\$112,535.60	\$757,122.30	\$182,067.06	\$887,423.57	\$0.00	\$0.00	\$11,561,954.85
52004	Group Life Insurance	\$372.22	\$13,047.69	\$1,045.94	\$57,487.64	\$6,261.99	\$6,771.19	\$0.00	\$0.00	\$84,986.67
52005	Workmen'S Compensation	\$697,496.60	\$89,543.66	\$19,137.76	\$350,187.33	\$55,875.28	\$126,157.23	\$0.00	\$0.00	\$1,338,397.86
52006	Emplyr Sh/Social Security	\$2,100,532.89	\$289,621.63	\$57,763.19	\$1,150,454.78	\$184,041.76	\$392,787.09	\$0.00	\$0.00	\$4,175,201.34
52009	Unemployment Ins Benefits	\$60,644.33	\$7,752.82	\$1,646.52	\$30,446.67	\$4,920.07	\$10,973.96	\$0.00	\$0.00	\$116,384.37
52010	Prescription Plan	\$0.00	\$15.63	\$0.00	\$54.98	\$0.00	\$0.00	\$0.00	\$0.00	\$70.61
52011	Dental Plan	\$6,536.40	\$144,319.48	\$11,445.09	\$626,237.57	\$107,689.20	\$77,156.15	\$0.00	\$0.00	\$973,383.89
52015	Disability Insurance	\$200.94	\$7,444.73	\$690.01	\$32,754.10	\$3,919.51	\$3,774.16	\$0.00	\$0.00	\$48,783.45

Div - 32 Red Clay Consolidated School District

Account & Title		State Division Funding	Div III Equalization	Other State	Current Expense Local	Other Local	Federal	Fund 300	Fund 450	Total
52016	Employer's Share-Medicare	\$495,297.71	\$68,890.29	\$13,726.30	\$271,393.92	\$43,297.80	\$92,851.98	\$0.00	\$0.00	\$985,458.00
52019	Flex Credit Vision	\$560.17	\$12,313.96	\$1,233.72	\$54,186.58	\$13,548.48	\$6,216.77	\$0.00	\$0.00	\$88,059.68
Benefits		\$18,952,761.23	\$1,494,761.73	\$353,277.11	\$6,319,191.21	\$1,049,709.05	\$2,591,612.10	\$0.00	\$0.00	\$30,761,312.43
54004	Lodging-Hotl/Motl-W/In St	\$0.00	\$0.00	\$0.00	\$0.00	\$0.00	\$472.25	\$0.00	\$0.00	\$472.25
54005	Other Travel-W/In State	\$8,370.94	\$0.00	\$1,664.06	\$38,274.68	\$5,151.29	\$49,270.41	\$0.00	\$0.00	\$102,731.38
54101	Mileage-Prv Car/Out-State	\$0.00	\$0.00	\$0.00	\$0.00	\$0.00	\$1,514.80	\$0.00	\$0.00	\$1,514.80
54105	Other Travel/Out-State	\$0.00	\$0.00	\$0.00	\$0.00	\$48,000.00	\$4,100.52	\$0.00	\$0.00	\$52,100.52
55000	Other Professional Service	\$98,402.22	\$0.00	\$97,756.39	\$2,380,111.58	\$101,941.19	\$2,235,479.71	\$8,696.91	\$0.00	\$4,922,388.00
55010	Medical Services	\$19,345.61	\$0.00	\$363,867.25	\$101,008.16	\$158,447.00	\$560,661.03	\$0.00	\$0.00	\$1,203,329.05
55020	Legal Services	\$206,600.00	\$0.00	\$0.00	\$303,636.31	\$0.00	\$0.00	\$0.00	\$0.00	\$510,236.31
55051	Consultants	\$0.00	\$0.00	\$19,900.00	\$27,257.44	\$0.00	\$270,219.89	\$0.00	\$0.00	\$317,377.33
55061	Temporary Employment Service	\$646.14	\$0.00	\$187,335.98	\$896,433.27	\$2,894.84	\$954.87	\$0.00	\$0.00	\$1,088,265.10
55073	Computer Services	\$0.00	\$0.00	\$1,515.30	\$250.00	\$1,760.00	\$0.00	\$0.00	\$0.00	\$3,525.30
55074	Environmental Services	\$26,998.42	\$0.00	\$0.00	\$419.20	\$0.00	\$0.00	\$0.00	\$0.00	\$27,417.62
55090	Honorariums	\$0.00	\$0.00	\$0.00	\$3,242.30	\$0.00	\$0.00	\$0.00	\$0.00	\$3,242.30
55101	Postage	\$19,491.43	\$0.00	\$617.80	\$115,159.29	\$1,327.42	\$1,032.30	\$0.00	\$0.00	\$137,628.24
55103	Freight	\$0.00	\$0.00	\$0.00	\$0.00	\$0.00	\$616.72	\$0.00	\$0.00	\$616.72
55120	Communications Devices/Systems	\$0.00	\$0.00	\$0.00	\$1,286.00	\$0.00	\$0.00	\$0.00	\$0.00	\$1,286.00
55125	Telecommunication	\$139,444.69	\$0.00	\$1,197.51	\$241,281.38	\$2,676.11	\$4,569.40	\$0.00	\$0.00	\$389,169.09
55200	Public Utilities	\$0.00	\$0.00	\$0.00	\$414,774.65	\$0.00	\$0.00	\$0.00	\$0.00	\$414,774.65
55203	Energy	\$2,592,298.01	\$0.00	\$0.00	\$1,490,737.80	\$0.00	\$0.00	\$0.00	\$0.00	\$4,083,035.81
55314	Clothing & Incidentals	\$346.00	\$0.00	\$0.00	\$10,433.03	\$0.00	\$2,927.36	\$0.00	\$0.00	\$13,706.39
55338	Special Placements	\$0.00	\$0.00	\$0.00	\$0.00	\$93,500.00	\$0.00	\$0.00	\$0.00	\$93,500.00
55371	Tuition Reimbursements	\$0.00	\$0.00	\$1,420.00	(\$3,886.00)	\$0.00	\$1,150.00	\$0.00	\$0.00	(\$1,316.00)
55372	Tuition Instate Pub Sch	\$0.00	\$0.00	\$0.00	\$81,405.77	\$302,975.47	\$0.00	\$0.00	\$0.00	\$384,381.24

Div - 32 Red Clay Consolidated School District

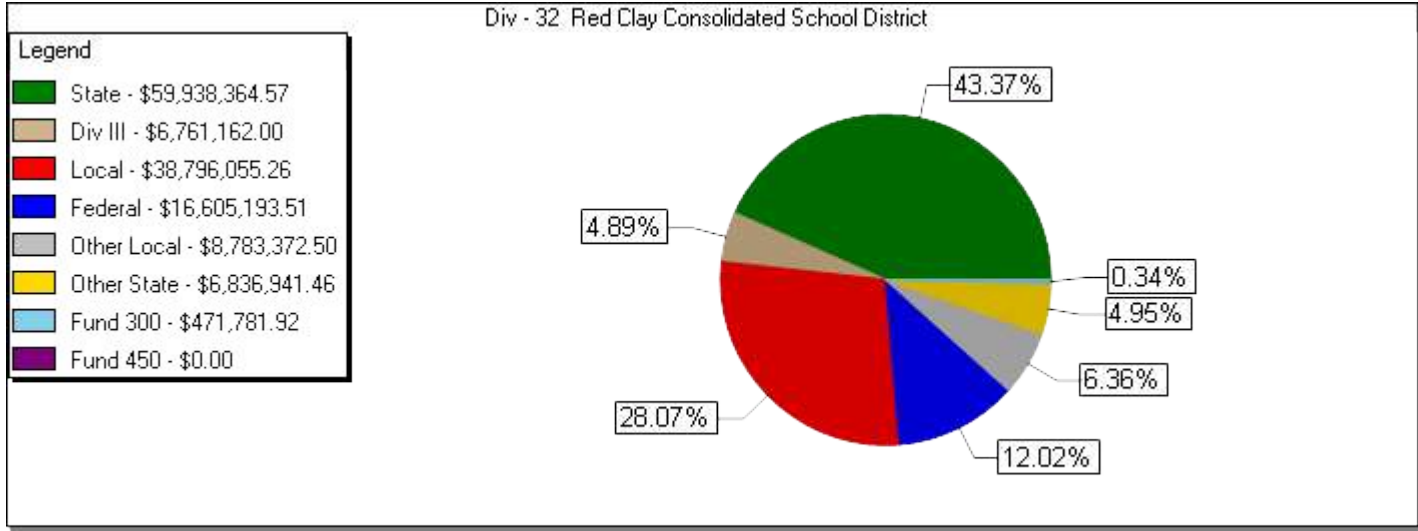
Account & Title	State Division Funding	Div III Equalization	Other State	Current Expense Local	Other Local	Federal	Fund 300	Fund 450	Total
55373 Tuition Out/St Or Private	\$0.00	\$0.00	\$269,215.74	\$0.05	\$186,953.28	\$0.00	\$0.00	\$0.00	\$456,169.07
55400 Equipment Rental	\$274,475.24	\$0.00	\$4,165,766.18	\$588,299.65	\$64,498.13	\$67,973.81	\$0.00	\$0.00	\$5,161,013.01
55402 Buildings - Office Space	\$243,000.00	\$0.00	\$0.00	\$535,208.84	\$0.00	\$0.00	\$0.00	\$0.00	\$778,208.84
55434 Fleet Rental	\$150.00	\$0.00	\$450.00	\$1,500.00	\$0.00	\$0.00	\$0.00	\$0.00	\$2,100.00
55440 Other Rental	\$373.41	\$0.00	\$257.06	\$28,571.66	\$5,782.74	\$1,125.00	\$8,379.19	\$0.00	\$44,489.06
55452 Insurance	\$28,121.00	\$0.00	\$0.00	\$1,023,672.83	\$0.00	\$0.00	\$0.00	\$0.00	\$1,051,793.83
55500 Building/Grounds Repair	\$209,613.26	\$0.00	\$4,383.00	\$822,193.05	\$124,290.40	\$0.00	\$128,824.34	\$0.00	\$1,289,304.05
55506 Custodial Svc Ofc/Bldg/Grd	\$0.00	\$0.00	\$0.00	\$2,513.04	\$0.00	\$0.00	\$0.00	\$0.00	\$2,513.04
55507 Maintenance	\$22,333.97	\$0.00	\$2,968.58	\$9,496.48	\$435.00	\$0.00	\$0.00	\$0.00	\$35,234.03
55510 Equipment Repair	\$338,143.49	\$0.00	\$15,598.26	\$302,818.65	\$63,230.93	\$25.00	\$0.00	\$0.00	\$719,816.33
55600 Printing & Binding	\$122.50	\$0.00	\$525.00	\$30,243.17	\$0.00	\$564.56	\$0.00	\$0.00	\$31,455.23
55610 Advertising	\$8,574.84	\$0.00	\$0.00	\$1,606.02	\$23,680.45	\$10,800.00	\$0.00	\$0.00	\$44,661.31
55631 Assoc Dues And Conf Fees	\$9,075.58	\$0.00	\$13,935.20	\$111,636.11	\$35.00	\$57,182.64	\$0.00	\$0.00	\$191,864.53
55633 Permit/Certs/Trans/MisFee/Lics	\$83.18	\$0.00	\$0.00	\$2,235.73	\$40.00	\$0.00	\$0.00	\$0.00	\$2,358.91
55641 Food Service	\$0.00	\$0.00	\$1,180.98	\$5,169.68	\$2,077,815.90	\$9,851.73	\$0.00	\$0.00	\$2,094,018.29
55645 Late Chg-Al Otr/Int-Sv Chg	\$6.65	\$0.00	\$45.00	\$163.83	\$0.00	\$0.00	\$0.00	\$0.00	\$215.48
55647 Student Body Activity	\$175.00	\$0.00	\$8,555.96	\$17,803.51	\$414.00	\$34,787.66	\$0.00	\$0.00	\$61,736.13
55648 Indirect Cost	\$0.00	\$0.00	\$0.00	\$0.00	\$0.00	\$1,541,686.50	\$0.00	\$0.00	\$1,541,686.50
55658 Reimburse Non State Emp Travel	\$0.00	\$0.00	\$0.00	\$0.00	\$0.00	\$10,777.89	\$0.00	\$0.00	\$10,777.89
55667 Training	\$0.00	\$0.00	\$0.00	\$7,702.72	\$92.98	\$129,325.00	\$0.00	\$0.00	\$137,120.70
55668 Non-State Employee Training	\$325.00	\$0.00	\$1,220.82	\$32,540.00	\$0.00	\$7,974.22	\$0.00	\$0.00	\$42,060.04
55692 Sanitary Services	\$50,544.26	\$0.00	\$0.00	\$215.26	\$0.00	\$0.00	\$0.00	\$0.00	\$50,759.52
55714 Moving Costs/Business	\$0.00	\$0.00	\$0.00	\$659.00	\$44,948.53	\$0.00	\$0.00	\$0.00	\$45,607.53
Purchased Services	\$4,297,060.84	\$0.00	\$5,159,376.07	\$9,626,074.14	\$3,310,890.66	\$5,005,043.27	\$145,900.44	\$0.00	\$27,544,345.42
56000 Office Supplies	\$34,424.67	\$0.00	\$42,432.42	\$626,078.04	\$276,711.78	\$399,167.62	\$0.00	\$0.00	\$1,378,814.53

Div - 32 Red Clay Consolidated School District

Account & Title		State Division Funding	Div III Equalization	Other State	Current Expense Local	Other Local	Federal	Fund 300	Fund 450	Total
56010	Administrative Supplies	\$0.00	\$0.00	\$0.00	\$1,134.29	\$0.00	\$0.00	\$0.00	\$0.00	\$1,134.29
56011	Promotional Supplies	\$2,014.00	\$0.00	\$382.00	\$11,685.45	\$0.00	\$0.00	\$0.00	\$0.00	\$14,081.45
56070	Institutional Supplies	\$0.00	\$0.00	\$0.00	\$0.00	\$58,646.11	\$0.00	\$0.00	\$0.00	\$58,646.11
56110	Operating Supplies	\$11,100.80	\$0.00	\$14,083.96	\$41,580.93	\$62,638.88	\$0.00	\$0.00	\$0.00	\$129,404.57
56111	Food	\$746.90	\$0.00	\$15,842.62	\$32,646.45	\$9,320.21	\$13,775.11	\$0.00	\$0.00	\$72,331.29
56120	Clothing & Linens	\$0.00	\$0.00	\$0.00	\$73.35	\$0.00	\$0.00	\$0.00	\$0.00	\$73.35
56128	Medical Supplies	\$7,312.03	\$0.00	\$0.00	\$14,339.92	\$932.11	\$436.99	\$0.00	\$0.00	\$23,021.05
56141	Custodial Supplies	\$8,297.45	\$0.00	\$0.00	\$356,024.22	\$14,598.00	\$0.00	\$0.00	\$0.00	\$378,919.67
56145	Computer Supplies	\$99,688.44	\$0.00	\$20,875.70	\$1,276,545.65	\$38,150.94	\$1,108,372.97	\$0.00	\$0.00	\$2,543,633.70
56150	Instructional Supplies	\$367,771.76	\$0.00	\$150,683.54	\$1,136,906.43	\$31,933.37	\$611,248.78	\$0.00	\$0.00	\$2,298,543.88
56157	Books And Publications	\$74,792.31	\$0.00	\$20,426.46	\$483,932.75	\$682.07	\$33,370.80	\$0.00	\$0.00	\$613,204.39
56162	Safety Equipment	\$37,170.49	\$0.00	\$0.00	\$70,343.25	\$988.00	\$0.00	\$0.00	\$0.00	\$108,501.74
56167	Environmental	\$919.05	\$0.00	\$0.00	\$0.00	\$0.00	\$0.00	\$0.00	\$0.00	\$919.05
56183	Fuel(Gas,Diesel,Aviation Etc)	\$162.10	\$0.00	\$3,923.49	\$61,453.97	\$1,356.79	\$0.00	\$0.00	\$0.00	\$66,896.35
56200	Transportation Material	\$0.00	\$0.00	\$0.00	\$106.93	\$0.00	\$0.00	\$0.00	\$0.00	\$106.93
56210	Vehicle Materials	\$5,776.84	\$0.00	\$8,248.06	\$140,730.65	\$35,068.00	\$0.00	\$0.00	\$0.00	\$189,823.55
56211	Equipment Supp & Maint Mat	\$13,302.02	\$0.00	\$70.60	\$16,749.62	\$0.00	\$0.00	\$0.00	\$0.00	\$30,122.24
56220	Building Materials	\$260,490.09	\$0.00	\$0.00	\$360,298.93	\$1,770.00	\$0.00	\$0.00	\$0.00	\$622,559.02
56230	Highway/Grounds Materials	\$0.00	\$0.00	\$0.00	\$895.00	\$0.00	\$0.00	\$0.00	\$0.00	\$895.00
56950	Institutional Equipment (Exp)	\$408.95	\$0.00	\$0.00	\$7,834.00	\$26,210.00	\$0.00	\$0.00	\$0.00	\$34,452.95
56960	Athletic Supplies	\$18,207.53	\$0.00	\$0.00	\$311,324.42	\$11,773.00	\$0.00	\$0.00	\$0.00	\$341,304.95
56970	Schools Operating Supplies	\$0.00	\$0.00	\$0.00	\$0.00	\$599.58	\$0.00	\$0.00	\$0.00	\$599.58
Supplies and Materials		\$942,585.43	\$0.00	\$276,968.85	\$4,950,684.25	\$571,378.84	\$2,166,372.27	\$0.00	\$0.00	\$8,907,989.64
57002	Instructional Equipment	\$0.00	\$0.00	\$0.00	\$107,611.46	\$0.00	\$254,284.00	\$0.00	\$0.00	\$361,895.46
57004	Athletic Equipment	\$0.00	\$0.00	\$0.00	\$36,756.26	\$0.00	\$0.00	\$0.00	\$0.00	\$36,756.26

Div - 32 Red Clay Consolidated School District

Account & Title	State Division Funding	Div III Equalization	Other State	Current Expense Local	Other Local	Federal	Fund 300	Fund 450	Total
57010 Office Equipment	\$0.00	\$0.00	\$0.00	\$18,727.79	\$0.00	\$0.00	\$0.00	\$0.00	\$18,727.79
57020 Institutional Equipment	\$0.00	\$0.00	\$0.00	\$0.00	\$47.53	\$0.00	\$0.00	\$0.00	\$47.53
57030 Environmental Equipment	\$4,278.31	\$0.00	\$0.00	\$15.63	\$0.00	\$0.00	\$0.00	\$0.00	\$4,293.94
57040 Multimedia Equipment	\$0.00	\$0.00	\$5,988.84	\$13,298.25	\$0.00	\$0.00	\$0.00	\$0.00	\$19,287.09
57110 Transportation Equipment	\$0.00	\$0.00	\$32,590.00	\$65,512.56	\$0.00	\$0.00	\$0.00	\$0.00	\$98,102.56
57210 Shop Machinery/Equip/Tools	\$14,486.46	\$0.00	\$0.00	\$60,573.38	\$0.00	\$96,429.00	\$0.00	\$0.00	\$171,488.84
57411 Communication Equipment	\$0.00	\$0.00	\$0.00	\$16,097.00	\$0.00	\$0.00	\$0.00	\$0.00	\$16,097.00
58300 Building Improvement	\$0.00	\$0.00	\$39,272.87	\$5,581.87	\$915,362.71	\$0.00	\$325,881.48	\$0.00	\$1,286,098.93
Capital Outlay	\$18,764.77	\$0.00	\$77,851.71	\$324,174.20	\$915,410.24	\$350,713.00	\$325,881.48	\$0.00	\$2,012,795.40
GRAND TOTALS	\$59,938,364.57	\$6,761,162.00	\$6,836,941.46	\$38,796,055.26	\$8,783,372.50	\$16,605,193.51	\$471,781.92	\$0.00	\$138,192,871.22



Div - 54 Meadowood School

Account & Title	State Division Funding	Div III Equalization	Other State	Current Expense Local	Other Local	Federal	Fund 300	Fund 450	Total
51005 Overtime Salaries	\$0.00	\$0.00	\$0.00	\$130.00	\$0.00	\$0.00	\$0.00	\$0.00	\$130.00
51006 Shift Differential Salary	\$0.00	\$0.00	\$0.00	\$2,790.47	\$0.00	\$0.00	\$0.00	\$0.00	\$2,790.47
51009 Termination Sals-Sick Leave	\$860.34	\$0.00	\$0.00	\$9,779.92	\$0.00	\$0.00	\$0.00	\$0.00	\$10,640.26
51100 Teachers	\$232,296.56	\$101,990.94	\$0.00	\$916,257.31	\$0.00	\$41,398.94	\$0.00	\$0.00	\$1,291,943.75
51101 Substitute Teachers	\$0.00	\$861.00	\$0.00	\$21,847.20	\$0.00	\$0.00	\$0.00	\$0.00	\$22,708.20
51104 Paraprofessionals	\$545,584.51	\$21,145.35	\$0.00	\$334,015.53	\$0.00	\$15,254.01	\$0.00	\$0.00	\$915,999.40
51111 E.P.E.R. Miscellaneous	\$22.76	\$50.00	\$0.00	\$16,917.98	\$0.00	\$0.00	\$0.00	\$0.00	\$16,990.74
51130 Nurses	\$5,456.13	\$0.00	\$0.00	\$3,886.41	\$0.00	\$0.00	\$0.00	\$0.00	\$9,342.54
51165 Principals Salaries - Confdtl	\$38,725.16	\$2,022.44	\$0.00	\$35,615.08	\$0.00	\$1,458.97	\$0.00	\$0.00	\$77,821.65
51176 Custodians	\$70,357.22	\$1,989.59	\$0.00	\$33,794.55	\$0.00	\$1,435.28	\$0.00	\$0.00	\$107,576.64
51195 Clerks	\$21,972.87	\$605.38	\$0.00	\$9,725.93	\$0.00	\$436.72	\$0.00	\$0.00	\$32,740.90
51196 General Salaries - Unit Exempt	\$45,601.67	\$4,239.47	\$286,341.01	\$584,938.74	\$0.00	\$1,589.40	\$0.00	\$0.00	\$922,710.29
Salaries	\$960,877.22	\$132,904.17	\$286,341.01	\$1,969,699.12	\$0.00	\$61,573.32	\$0.00	\$0.00	\$3,411,394.84
52001 Pensions/Employer'S Share	\$165,092.16	\$14,593.70	\$48,640.72	\$318,009.66	\$0.00	\$10,080.90	\$0.00	\$0.00	\$556,417.14
52002 Health Ins/Employers' Sh	\$414,067.66	\$16,666.13	\$100,271.02	\$246,583.98	\$0.00	\$14,364.07	\$0.00	\$0.00	\$791,952.86
52004 Group Life Insurance	\$55.78	\$0.00	\$349.45	\$2,157.54	\$0.00	\$174.60	\$0.00	\$0.00	\$2,737.37
52005 Workmen'S Compensation	\$18,759.67	\$0.00	\$5,604.75	\$40,579.86	\$0.00	\$1,172.13	\$0.00	\$0.00	\$66,116.41
52006 Emplr Sh/Social Security	\$55,641.28	\$0.00	\$17,008.96	\$131,713.24	\$0.00	\$3,810.92	\$0.00	\$0.00	\$208,174.40
52009 Unemployment Ins Benefits	\$1,630.95	\$0.00	\$482.18	\$3,535.32	\$0.00	\$99.37	\$0.00	\$0.00	\$5,747.82
52011 Dental Plan	\$1,323.30	\$0.00	\$11,388.18	\$51,498.28	\$0.00	\$3,297.67	\$0.00	\$0.00	\$67,507.43
52015 Disability Insurance	\$31.06	\$0.00	\$114.39	\$1,338.93	\$0.00	\$97.43	\$0.00	\$0.00	\$1,581.81
52016 Employer's Share-Medicare	\$13,013.03	\$0.00	\$3,978.05	\$30,803.80	\$0.00	\$891.25	\$0.00	\$0.00	\$48,686.13
52019 Flex Credit Vision	\$220.00	\$0.00	\$917.01	\$3,928.95	\$0.00	\$259.28	\$0.00	\$0.00	\$5,325.24
Benefits	\$669,834.89	\$31,259.83	\$188,754.71	\$830,149.56	\$0.00	\$34,247.62	\$0.00	\$0.00	\$1,754,246.61

Div - 54 Meadowood School

Account & Title	State Division Funding	Div III Equalization	Other State	Current Expense Local	Other Local	Federal	Fund 300	Fund 450	Total
54005 Other Travel-W/In State	\$189.00	\$0.00	\$0.00	\$3,565.80	\$0.12	\$0.00	\$0.00	\$0.00	\$3,754.92
55000 Other Professional Service	\$0.00	\$0.00	\$0.00	\$88,656.35	\$0.00	\$0.00	\$0.00	\$0.00	\$88,656.35
55010 Medical Services	\$6,826.15	\$0.00	\$0.00	\$607,520.74	\$0.00	\$0.00	\$0.00	\$0.00	\$614,346.89
55061 Temporary Employment Service	\$0.00	\$0.00	\$0.00	\$6,915.69	\$0.00	\$0.00	\$0.00	\$0.00	\$6,915.69
55073 Computer Services	\$0.00	\$0.00	\$838.82	\$0.00	\$0.00	\$0.00	\$0.00	\$0.00	\$838.82
55101 Postage	\$0.00	\$0.00	\$0.00	\$167.70	\$0.00	\$0.00	\$0.00	\$0.00	\$167.70
55125 Telecommunication	\$2,940.00	\$0.00	\$437.50	\$4,695.56	\$0.00	\$0.00	\$0.00	\$0.00	\$8,073.06
55200 Public Utilities	\$0.00	\$0.00	\$0.00	\$12,583.48	\$0.00	\$0.00	\$0.00	\$0.00	\$12,583.48
55203 Energy	\$66,850.35	\$0.00	\$0.00	\$6,282.01	\$0.00	\$0.00	\$0.00	\$0.00	\$73,132.36
55314 Clothing & Incidentals	\$0.00	\$0.00	\$0.00	\$30.54	\$0.00	\$0.00	\$0.00	\$0.00	\$30.54
55400 Equipment Rental	\$4,255.07	\$0.00	\$949.78	\$4,755.53	\$0.00	\$0.00	\$0.00	\$0.00	\$9,960.38
55402 Buildings - Office Space	\$0.00	\$0.00	\$3,824.00	\$18,910.00	\$0.00	\$0.00	\$0.00	\$0.00	\$22,734.00
55440 Other Rental	\$25.35	\$0.00	\$57.74	\$99.12	\$0.00	\$0.00	\$0.00	\$0.00	\$182.21
55452 Insurance	\$0.00	\$0.00	\$0.00	\$58,750.77	\$0.00	\$0.00	\$0.00	\$0.00	\$58,750.77
55510 Equipment Repair	\$5,912.09	\$0.00	\$4,798.50	\$78,559.81	\$0.00	\$0.00	\$0.00	\$0.00	\$89,270.40
55631 Assoc Dues And Conf Fees	\$0.00	\$0.00	\$0.00	\$179.00	\$0.00	\$0.00	\$0.00	\$0.00	\$179.00
55641 Food Service	\$0.00	\$0.00	\$0.00	\$8,965.81	\$0.00	\$0.00	\$0.00	\$0.00	\$8,965.81
55658 Reimburse Non State Emp Travel	\$0.00	\$0.00	\$0.00	\$2,621.41	\$0.00	\$0.00	\$0.00	\$0.00	\$2,621.41
55692 Sanitary Services	\$0.00	\$0.00	\$0.00	\$848.24	\$0.00	\$0.00	\$0.00	\$0.00	\$848.24
Purchased Services	\$86,998.01	\$0.00	\$10,906.34	\$904,107.56	\$0.12	\$0.00	\$0.00	\$0.00	\$1,002,012.03
56000 Office Supplies	\$3,112.29	\$0.00	\$660.69	\$64,925.57	\$0.00	\$0.00	\$0.00	\$0.00	\$68,698.55
56111 Food	\$0.00	\$0.00	\$0.00	\$718.36	\$0.00	\$0.00	\$0.00	\$0.00	\$718.36
56128 Medical Supplies	\$2,569.85	\$0.00	\$0.00	\$12.05	\$22.74	\$0.00	\$0.00	\$0.00	\$2,604.64
56141 Custodial Supplies	\$0.00	\$0.00	\$0.00	\$273.06	\$0.00	\$0.00	\$0.00	\$0.00	\$273.06
56145 Computer Supplies	\$162.00	\$0.00	\$930.00	\$942.98	\$0.00	\$0.00	\$0.00	\$0.00	\$2,034.98

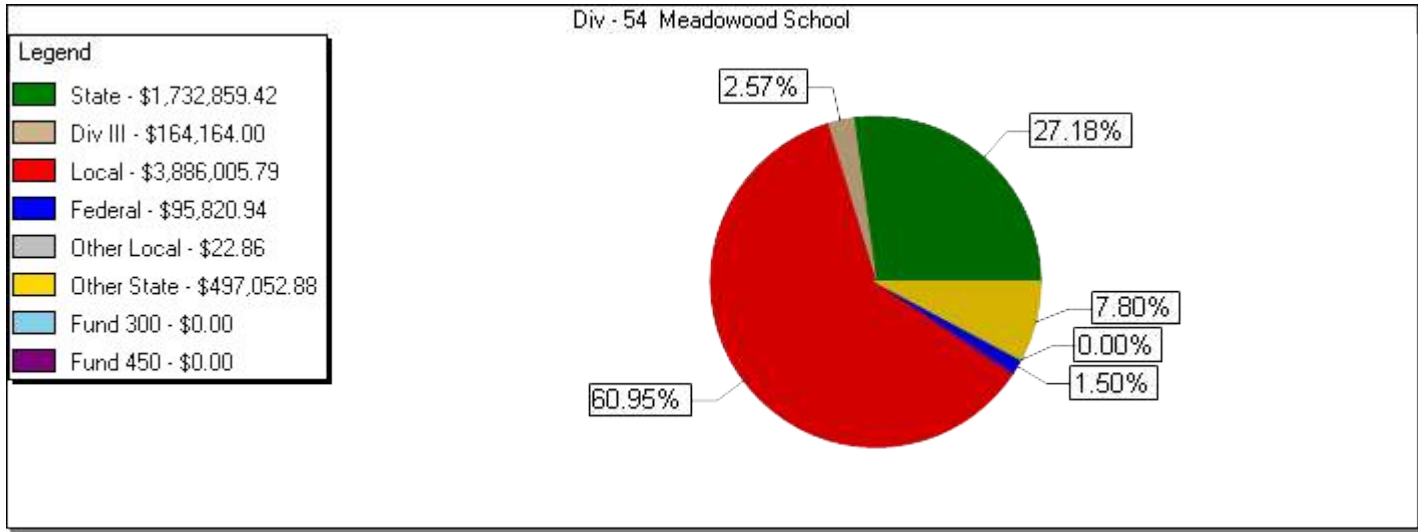
Div - 54 Meadowood School

Account & Title	State Division Funding	Div III Equalization	Other State	Current Expense Local	Other Local	Federal	Fund 300	Fund 450	Total
56150 Instructional Supplies	\$7,216.02	\$0.00	\$6,715.20	\$40,140.89	\$0.00	\$0.00	\$0.00	\$0.00	\$54,072.11
56183 Fuel(Gas,Diesel,Aviation Etc)	\$0.00	\$0.00	\$0.00	\$24,545.53	\$0.00	\$0.00	\$0.00	\$0.00	\$24,545.53
56200 Transportation Material	\$0.00	\$0.00	\$0.00	\$59.20	\$0.00	\$0.00	\$0.00	\$0.00	\$59.20
56210 Vehicle Materials	\$1,550.00	\$0.00	\$2,744.93	\$36,421.96	\$0.00	\$0.00	\$0.00	\$0.00	\$40,716.89
56220 Building Materials	\$0.00	\$0.00	\$0.00	\$32.52	\$0.00	\$0.00	\$0.00	\$0.00	\$32.52
56960 Athletic Supplies	\$267.18	\$0.00	\$0.00	\$0.00	\$0.00	\$0.00	\$0.00	\$0.00	\$267.18

Supplies and Materials	\$14,877.34	\$0.00	\$11,050.82	\$168,072.12	\$22.74	\$0.00	\$0.00	\$0.00	\$194,023.02
57010 Office Equipment	\$271.96	\$0.00	\$0.00	\$5,107.40	\$0.00	\$0.00	\$0.00	\$0.00	\$5,379.36
57110 Transportation Equipment	\$0.00	\$0.00	\$0.00	\$7,222.07	\$0.00	\$0.00	\$0.00	\$0.00	\$7,222.07
57210 Shop Machinery/Equip/Tools	\$0.00	\$0.00	\$0.00	\$1,647.96	\$0.00	\$0.00	\$0.00	\$0.00	\$1,647.96

Capital Outlay	\$271.96	\$0.00	\$0.00	\$13,977.43	\$0.00	\$0.00	\$0.00	\$0.00	\$14,249.39

GRAND TOTALS	\$1,732,859.42	\$164,164.00	\$497,052.88	\$3,886,005.79	\$22.86	\$95,820.94	\$0.00	\$0.00	\$6,375,925.89



Div - 58 Intensive Learning Center-Red Clay

Account & Title	State Division Funding	Div III Equalization	Other State	Current Expense Local	Other Local	Federal	Fund 300	Fund 450	Total
51005 Overtime Salaries	\$0.00	\$24.89	\$0.00	\$282.03	\$0.00	\$0.00	\$0.00	\$0.00	\$306.92
51009 Termination Sals-Sick Leave	\$19,597.33	\$8,925.92	\$2,176.39	\$0.00	\$0.00	\$0.00	\$0.00	\$0.00	\$30,699.64
51100 Teachers	\$861,358.52	\$265,936.99	\$0.00	\$1,284,589.16	\$0.00	\$65,084.16	\$0.00	\$0.00	\$2,476,968.83
51101 Substitute Teachers	\$0.00	\$0.00	\$0.00	\$2,601.25	\$0.00	\$0.00	\$0.00	\$0.00	\$2,601.25
51104 Paraprofessionals	\$675,462.48	\$18,665.21	\$0.00	\$239,060.62	\$0.00	\$9,210.40	\$0.00	\$0.00	\$942,398.71
51106 Reading Resource Teachers	\$0.00	\$0.00	\$0.00	\$52.00	\$0.00	\$0.00	\$0.00	\$0.00	\$52.00
51109 E.P.E.R. Athletic	\$0.00	\$0.00	\$0.00	\$0.00	\$0.00	\$0.00	\$0.00	\$0.00	\$0.00
51110 E.P.E.R. Extra-Curricular	\$0.00	\$27.00	\$0.00	\$0.00	\$0.00	\$0.00	\$0.00	\$0.00	\$27.00
51111 E.P.E.R. Miscellaneous	\$31.83	\$1,934.97	\$0.00	\$19,771.31	\$270.00	\$0.00	\$0.00	\$0.00	\$22,008.11
51165 Principals Salaries - Confdtl	\$83,391.50	\$3,960.86	\$0.00	\$66,998.39	\$0.00	\$4,081.26	\$0.00	\$0.00	\$158,432.01
51166 Assistant Principals	\$42,182.56	\$0.00	\$0.00	\$28,778.52	\$0.00	\$0.00	\$0.00	\$0.00	\$70,961.08
51176 Custodians	\$96,733.59	\$3,672.42	\$0.00	\$52,165.52	\$0.00	\$3,634.16	\$0.00	\$0.00	\$156,205.69
51193 Senior Secretaries	\$6,994.44	\$0.00	\$0.00	\$3,275.82	\$0.00	\$0.00	\$0.00	\$0.00	\$10,270.26
51195 Clerks	\$60,906.09	\$1,616.39	\$0.00	\$23,534.05	\$0.00	\$1,263.00	\$0.00	\$0.00	\$87,319.53
51196 General Salaries - Unit Exempt	\$36,682.45	\$2,355.07	\$177,564.95	\$60,002.53	\$2,761.63	\$0.00	\$0.00	\$0.00	\$279,366.63
Salaries	\$1,883,340.79	\$307,119.72	\$179,741.34	\$1,781,111.20	\$3,031.63	\$83,272.98	\$0.00	\$0.00	\$4,237,617.66
52001 Pensions/Employer'S Share	\$320,484.70	\$16,810.95	\$30,267.48	\$332,297.75	\$521.44	\$13,834.38	\$0.00	\$0.00	\$714,216.70
52002 Health Ins/Employers' Sh	\$629,691.94	\$9,593.78	\$54,664.07	\$229,001.19	\$609.52	\$7,926.41	\$0.00	\$0.00	\$931,486.91
52004 Group Life Insurance	\$105.64	\$324.12	\$212.00	\$4,639.62	\$0.00	\$231.35	\$0.00	\$0.00	\$5,512.73
52005 Workmen'S Compensation	\$36,766.74	\$2,030.08	\$3,442.08	\$38,237.96	\$59.25	\$1,568.34	\$0.00	\$0.00	\$82,104.45
52006 Emplr Sh/Social Security	\$110,048.07	\$6,757.34	\$10,740.17	\$125,284.63	\$185.14	\$5,217.30	\$0.00	\$0.00	\$258,232.65
52009 Unemployment Ins Benefits	\$3,195.76	\$172.29	\$302.69	\$3,329.94	\$5.16	\$136.65	\$0.00	\$0.00	\$7,142.49
52011 Dental Plan	\$1,076.16	\$5,591.72	\$7,683.25	\$63,497.70	\$95.50	\$3,153.05	\$0.00	\$0.00	\$81,097.38
52015 Disability Insurance	\$93.86	\$252.34	\$90.96	\$3,047.79	\$0.00	\$168.49	\$0.00	\$0.00	\$3,653.44
52016 Employer's Share-Medicare	\$25,895.64	\$1,580.39	\$2,511.66	\$29,456.07	\$43.31	\$1,220.19	\$0.00	\$0.00	\$60,707.26

Div - 58 Intensive Learning Center-Red Clay

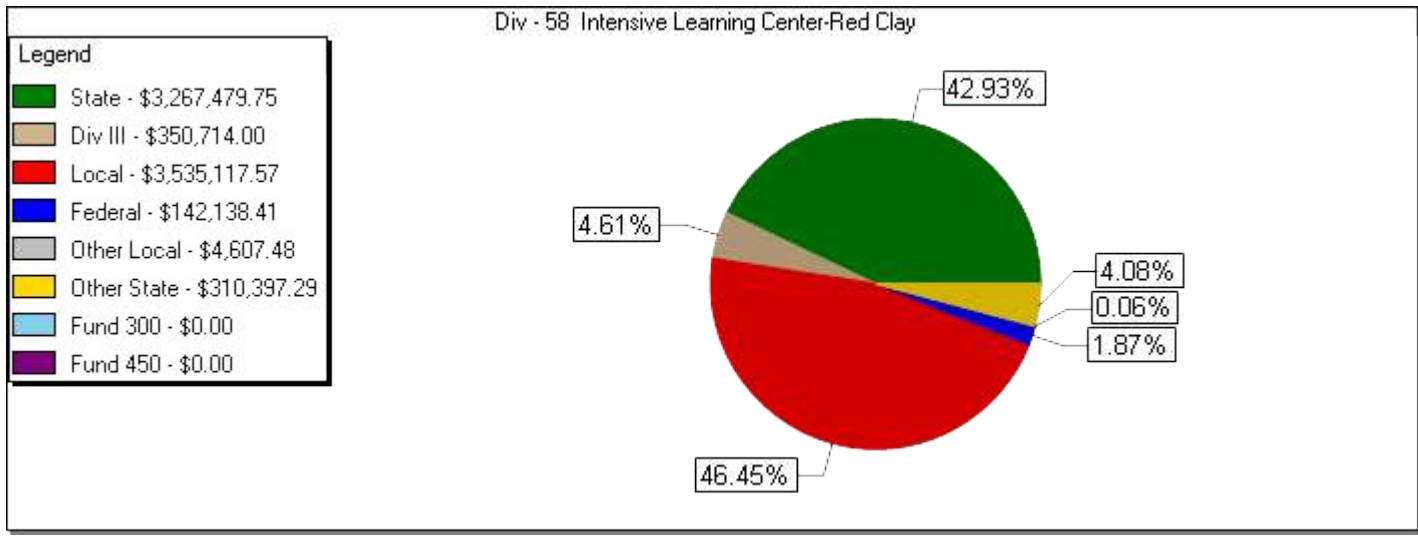
Account & Title		State Division Funding	Div III Equalization	Other State	Current Expense Local	Other Local	Federal	Fund 300	Fund 450	Total
52019	Flex Credit Vision	\$55.47	\$481.27	\$634.82	\$5,824.07	\$11.38	\$294.32	\$0.00	\$0.00	\$7,301.33
Benefits		\$1,127,413.98	\$43,594.28	\$110,549.18	\$834,616.72	\$1,530.70	\$33,750.48	\$0.00	\$0.00	\$2,151,455.34
54005	Other Travel-W/In State	\$1,178.63	\$0.00	\$0.00	\$10,635.48	\$0.00	\$0.00	\$0.00	\$0.00	\$11,814.11
55000	Other Professional Service	\$576.00	\$0.00	\$0.00	\$255,172.03	\$0.00	\$0.00	\$0.00	\$0.00	\$255,748.03
55010	Medical Services	\$0.00	\$0.00	\$0.00	\$260,759.17	\$0.00	\$0.00	\$0.00	\$0.00	\$260,759.17
55061	Temporary Employment Service	\$0.00	\$0.00	\$0.00	\$41,984.84	\$0.00	\$0.00	\$0.00	\$0.00	\$41,984.84
55073	Computer Services	\$0.00	\$0.00	\$351.76	\$0.00	\$0.00	\$0.00	\$0.00	\$0.00	\$351.76
55100	Stipends	\$0.00	\$0.00	\$0.00	\$3,772.50	\$0.00	\$0.00	\$0.00	\$0.00	\$3,772.50
55101	Postage	\$0.00	\$0.00	\$0.00	\$1,107.55	\$0.00	\$0.00	\$0.00	\$0.00	\$1,107.55
55125	Telecommunication	\$4,720.00	\$0.00	\$350.00	\$6,515.73	\$0.00	\$0.00	\$0.00	\$0.00	\$11,585.73
55200	Public Utilities	\$0.00	\$0.00	\$0.00	\$13,558.24	\$0.00	\$0.00	\$0.00	\$0.00	\$13,558.24
55203	Energy	\$133,609.49	\$0.00	\$0.00	\$34,549.37	\$0.00	\$0.00	\$0.00	\$0.00	\$168,158.86
55314	Clothing & Incidentals	\$0.00	\$0.00	\$0.00	\$5,809.79	\$0.00	\$0.00	\$0.00	\$0.00	\$5,809.79
55400	Equipment Rental	\$9,099.24	\$0.00	\$0.00	\$1,168.81	\$0.00	\$0.00	\$0.00	\$0.00	\$10,268.05
55402	Buildings - Office Space	\$0.00	\$0.00	\$2,421.00	\$7,930.00	\$0.00	\$0.00	\$0.00	\$0.00	\$10,351.00
55440	Other Rental	\$0.00	\$0.00	\$148.23	\$1,465.86	\$0.00	\$0.00	\$0.00	\$0.00	\$1,614.09
55452	Insurance	\$0.00	\$0.00	\$0.00	\$62,671.08	\$0.00	\$0.00	\$0.00	\$0.00	\$62,671.08
55500	Building/Grounds Repair	\$303.50	\$0.00	\$0.00	\$0.00	\$0.00	\$0.00	\$0.00	\$0.00	\$303.50
55506	Custodial Svc Ofc/Bldg/Grd	\$7,495.00	\$0.00	\$0.00	\$0.00	\$0.00	\$0.00	\$0.00	\$0.00	\$7,495.00
55510	Equipment Repair	\$15,000.00	\$0.00	\$6,856.50	\$34,157.53	\$0.00	\$0.00	\$0.00	\$0.00	\$56,014.03
55631	Assoc Dues And Conf Fees	\$0.00	\$0.00	\$0.00	\$4,956.20	\$0.00	\$0.00	\$0.00	\$0.00	\$4,956.20
55633	Permit/Certs/Trans/MisFee/Lics	\$0.00	\$0.00	\$0.00	\$7,875.00	\$0.00	\$0.00	\$0.00	\$0.00	\$7,875.00
55647	Student Body Activity	\$0.00	\$0.00	\$0.00	\$750.00	\$0.00	\$0.00	\$0.00	\$0.00	\$750.00
55668	Non-State Employee Training	\$0.00	\$0.00	\$0.00	\$622.24	\$0.00	\$0.00	\$0.00	\$0.00	\$622.24
55692	Sanitary Services	\$0.00	\$0.00	\$0.00	\$1,601.36	\$0.00	\$0.00	\$0.00	\$0.00	\$1,601.36

Div - 58 Intensive Learning Center-Red Clay

Account & Title	State Division Funding	Div III Equalization	Other State	Current Expense Local	Other Local	Federal	Fund 300	Fund 450	Total
Purchased Services	\$171,981.86	\$0.00	\$10,127.49	\$757,062.78	\$0.00	\$0.00	\$0.00	\$0.00	\$939,172.13
56000 Office Supplies	\$14,137.75	\$0.00	\$0.00	\$6,387.38	\$0.00	\$0.00	\$0.00	\$0.00	\$20,525.13
56011 Promotional Supplies	\$0.00	\$0.00	\$0.00	\$2,596.51	\$0.00	\$0.00	\$0.00	\$0.00	\$2,596.51
56110 Operating Supplies	\$657.64	\$0.00	\$0.00	\$4,415.70	\$0.00	\$0.00	\$0.00	\$0.00	\$5,073.34
56111 Food	\$0.00	\$0.00	\$0.00	\$3,505.90	\$0.00	\$0.00	\$0.00	\$0.00	\$3,505.90
56128 Medical Supplies	\$635.66	\$0.00	\$0.00	\$5.31	\$45.15	\$0.00	\$0.00	\$0.00	\$686.12
56141 Custodial Supplies	\$105.00	\$0.00	\$0.00	\$2,183.70	\$0.00	\$0.00	\$0.00	\$0.00	\$2,288.70
56145 Computer Supplies	\$0.00	\$0.00	\$390.00	\$6,782.04	\$0.00	\$0.00	\$0.00	\$0.00	\$7,172.04
56150 Instructional Supplies	\$60,243.97	\$0.00	\$8,037.93	\$78,676.48	\$0.00	\$25,114.95	\$0.00	\$0.00	\$172,073.33
56157 Books And Publications	\$5,996.10	\$0.00	\$0.00	\$6,569.38	\$0.00	\$0.00	\$0.00	\$0.00	\$12,565.48
56183 Fuel(Gas,Diesel,Aviation Etc)	\$0.00	\$0.00	\$0.00	\$12,057.98	\$0.00	\$0.00	\$0.00	\$0.00	\$12,057.98
56200 Transportation Material	\$0.00	\$0.00	\$0.00	\$24.82	\$0.00	\$0.00	\$0.00	\$0.00	\$24.82
56210 Vehicle Materials	\$650.00	\$0.00	\$1,551.35	\$24,052.88	\$0.00	\$0.00	\$0.00	\$0.00	\$26,254.23
56220 Building Materials	\$0.00	\$0.00	\$0.00	\$13.64	\$0.00	\$0.00	\$0.00	\$0.00	\$13.64
56950 Institutional Equipment (Exp)	\$2,317.00	\$0.00	\$0.00	\$0.00	\$0.00	\$0.00	\$0.00	\$0.00	\$2,317.00
Supplies and Materials	\$84,743.12	\$0.00	\$9,979.28	\$147,271.72	\$45.15	\$25,114.95	\$0.00	\$0.00	\$267,154.22
57002 Instructional Equipment	\$0.00	\$0.00	\$0.00	\$6,490.32	\$0.00	\$0.00	\$0.00	\$0.00	\$6,490.32
57030 Environmental Equipment	\$0.00	\$0.00	\$0.00	\$306.74	\$0.00	\$0.00	\$0.00	\$0.00	\$306.74
57110 Transportation Equipment	\$0.00	\$0.00	\$0.00	\$7,567.01	\$0.00	\$0.00	\$0.00	\$0.00	\$7,567.01
57210 Shop Machinery/Equip/Tools	\$0.00	\$0.00	\$0.00	\$691.08	\$0.00	\$0.00	\$0.00	\$0.00	\$691.08
Capital Outlay	\$0.00	\$0.00	\$0.00	\$15,055.15	\$0.00	\$0.00	\$0.00	\$0.00	\$15,055.15
GRAND TOTALS	\$3,267,479.75	\$350,714.00	\$310,397.29	\$3,535,117.57	\$4,607.48	\$142,138.41	\$0.00	\$0.00	\$7,610,454.50

Div - 58 Intensive Learning Center-Red Clay

Account & Title	State Division Funding	Div III Equalization	Other State	Current Expense Local	Other Local	Federal	Fund 300	Fund 450	Total
-----------------	------------------------	----------------------	-------------	-----------------------	-------------	---------	----------	----------	-------



Total All Divisions

Account & Title	State Division Funding	Div III Equalization	Other State	Current Expense Local	Other Local	Federal	Fund 300	Fund 450	Total
22300 Other Current Liabilities	\$0.00	\$0.00	\$0.00	\$3,069.60	\$0.00	\$0.00	\$0.00	\$0.00	\$3,069.60
Capital Outlay	\$0.00	\$0.00	\$0.00	\$3,069.60	\$0.00	\$0.00	\$0.00	\$0.00	\$3,069.60
51001 Elected Officials' Salary	\$297.32	\$0.00	\$0.00	\$7,338.51	\$118.78	\$0.00	\$0.00	\$0.00	\$7,754.61
51004 Salaries/Wages-Employees	\$41,457.55	\$0.00	\$19,412.70	\$26,211.68	\$18,812.02	\$52,817.47	\$0.00	\$0.00	\$158,711.42
51005 Overtime Salaries	\$0.00	\$107,525.57	\$0.00	\$232,013.52	\$98,735.30	\$667.38	\$0.00	\$0.00	\$438,941.77
51006 Shift Differential Salary	\$0.00	\$9,620.36	\$0.00	\$17,219.09	\$1,699.26	\$0.00	\$0.00	\$0.00	\$28,538.71
51008 Termination Sals-Vac Leave	\$118,464.89	\$93,250.22	\$0.00	\$5,374.14	\$0.00	\$0.00	\$0.00	\$0.00	\$217,089.25
51009 Termination Sals-Sick Leave	\$274,902.70	\$8,925.92	\$2,211.23	\$28,947.94	\$0.00	\$0.00	\$0.00	\$0.00	\$314,987.79
51100 Teachers	\$26,397,845.47	\$3,916,504.76	\$102,541.17	\$12,553,065.54	\$1,203,636.07	\$3,848,816.06	\$0.00	\$0.00	\$48,022,409.07
51101 Substitute Teachers	\$2,824.50	\$42,597.43	\$17,594.66	\$126,581.42	\$2,956.63	\$114,356.06	\$0.00	\$0.00	\$306,910.70
51102 Speech & Hearing Teachers	\$162,720.18	\$22,384.39	\$0.00	\$79,443.02	\$0.00	\$0.00	\$0.00	\$0.00	\$264,547.59
51103 Driver's Education Teachers	\$236,327.75	\$32,469.05	\$0.00	\$117,326.77	\$0.00	\$0.00	\$0.00	\$0.00	\$386,123.57
51104 Paraprofessionals	\$1,278,295.15	\$41,281.70	\$0.00	\$583,036.03	\$17,789.77	\$349,360.74	\$0.00	\$0.00	\$2,269,763.39
51105 Reading Specialists	\$0.00	\$0.00	\$0.00	\$62.38	\$0.00	\$417.00	\$0.00	\$0.00	\$479.38
51106 Reading Resource Teachers	\$0.00	\$0.00	\$0.00	\$52.00	\$0.00	\$0.00	\$0.00	\$0.00	\$52.00
51109 E.P.E.R. Athletic	\$2,499.44	\$4,208.00	\$54.00	\$450,746.30	\$11,567.07	\$744.84	\$0.00	\$0.00	\$469,819.65
51110 E.P.E.R. Extra-Curricular	\$640.57	\$3,244.84	\$162.00	\$433,188.43	\$214.42	\$8,481.88	\$0.00	\$0.00	\$445,932.14
51111 E.P.E.R. Miscellaneous	\$20,784.21	\$46,755.55	\$95,920.86	\$232,042.46	\$28,912.61	\$340,668.51	\$0.00	\$0.00	\$765,084.20
51130 Nurses	\$681,069.66	\$91,565.84	\$0.00	\$342,965.44	\$0.00	\$0.00	\$0.00	\$0.00	\$1,115,600.94
51131 Psychologists	\$173,976.45	\$22,570.08	\$0.00	\$85,479.11	\$0.00	\$10,644.03	\$0.00	\$0.00	\$292,669.67
51132 Visiting Teachers	\$98,731.79	\$13,789.52	\$0.00	\$51,895.96	\$0.00	\$0.00	\$0.00	\$0.00	\$164,417.27
51150 Supervisors	\$354,276.90	\$62,101.80	\$0.00	\$265,807.46	\$106,544.81	\$658,122.97	\$0.00	\$0.00	\$1,446,853.94
51151 Specialists & Coordinators	\$179,419.47	\$31,145.84	\$108,710.37	\$275,518.35	\$147,293.06	\$133,132.81	\$0.00	\$0.00	\$875,219.90
51155 Chief School Officer	\$62,558.27	\$11,916.80	\$0.00	\$42,448.07	\$0.00	\$0.00	\$0.00	\$0.00	\$116,923.14
51156 Assistant Superintendents	\$101,989.76	\$23,246.61	\$0.00	\$70,724.84	\$0.00	\$0.00	\$0.00	\$0.00	\$195,961.21

Total All Divisions

Account & Title		State Division Funding	Div III Equalization	Other State	Current Expense Local	Other Local	Federal	Fund 300	Fund 450	Total
51157	Admin Assistants	\$24,260.16	\$5,908.99	\$0.00	\$13,909.52	\$0.00	\$0.00	\$0.00	\$0.00	\$44,078.67
51165	Principals Salaries - Confdtl	\$1,124,275.05	\$182,930.64	\$80,060.88	\$750,490.60	\$0.00	\$5,540.23	\$0.00	\$0.00	\$2,143,297.40
51166	Assistant Principals	\$923,101.53	\$189,130.32	\$0.00	\$778,009.02	\$0.00	\$0.00	\$0.00	\$0.00	\$1,890,240.87
51167	Admin Secretaries	\$140,666.12	\$27,240.21	\$0.00	\$109,254.82	\$0.00	\$248.00	\$0.00	\$0.00	\$277,409.15
51175	Supervisor of Bldg & Grnds	\$2,502.24	\$2,044.13	\$0.00	\$0.00	\$0.00	\$0.00	\$0.00	\$0.00	\$4,546.37
51176	Custodians	\$3,091,726.82	\$407,709.87	\$4,281.82	\$1,492,005.28	\$200,000.38	\$5,069.44	\$0.00	\$0.00	\$5,200,793.61
51180	Supervisors of Transportation	\$31,976.98	\$88.14	\$22,778.72	\$33,365.79	\$0.00	\$0.00	\$0.00	\$0.00	\$88,209.63
51185	Financial Secretaries	\$304,345.53	\$32,511.80	\$17,374.31	\$129,291.28	\$23,524.65	\$37,600.02	\$0.00	\$0.00	\$544,647.59
51187	Food Service Managers	\$263,046.68	\$0.00	\$0.00	\$0.00	\$106,956.80	\$0.00	\$0.00	\$0.00	\$370,003.48
51188	Food Service Cooks	\$98,545.65	\$0.00	\$0.00	\$0.00	\$62,980.47	\$0.00	\$0.00	\$0.00	\$161,526.12
51190	Food Service General Workers	\$676,627.72	\$0.00	\$0.00	\$0.00	\$445,012.29	\$0.00	\$0.00	\$0.00	\$1,121,640.01
51192	Directors	\$234,214.74	\$42,129.02	\$0.00	\$160,161.40	\$0.00	\$85,563.76	\$0.00	\$0.00	\$522,068.92
51193	Senior Secretaries	\$43,592.50	\$4,633.07	\$32,432.41	\$16,331.10	\$0.00	\$0.00	\$0.00	\$0.00	\$96,989.08
51194	Secretaries	\$187,812.40	\$21,801.61	\$0.00	\$70,611.99	\$9,085.86	\$44.31	\$0.00	\$0.00	\$289,356.17
51195	Clerks	\$887,681.26	\$87,230.07	\$0.00	\$339,514.08	\$7,319.23	\$1,699.72	\$0.00	\$0.00	\$1,323,444.36
51196	General Salaries - Unit Exempt	\$347,952.90	\$117,962.01	\$932,014.94	\$1,403,238.84	\$445,855.86	\$982,303.94	\$0.00	\$0.00	\$4,229,328.49
Salaries		\$38,571,410.31	\$5,706,424.16	\$1,435,550.07	\$21,323,672.18	\$2,939,015.34	\$6,636,299.17	\$0.00	\$0.00	\$76,612,371.23
52001	Pensions/Employer'S Share	\$6,565,860.22	\$781,246.78	\$212,961.18	\$3,639,172.75	\$448,609.34	\$1,011,415.28	\$0.00	\$0.00	\$12,659,265.55
52002	Health Ins/Employers' Sh	\$10,554,596.21	\$138,229.62	\$267,470.69	\$1,232,707.47	\$182,676.58	\$909,714.05	\$0.00	\$0.00	\$13,285,394.62
52004	Group Life Insurance	\$533.64	\$13,371.81	\$1,607.39	\$64,284.80	\$6,261.99	\$7,177.14	\$0.00	\$0.00	\$93,236.77
52005	Workmen'S Compensation	\$753,023.01	\$91,573.74	\$28,184.59	\$429,005.15	\$55,934.53	\$128,897.70	\$0.00	\$0.00	\$1,486,618.72
52006	Emplyr Sh/Social Security	\$2,266,222.24	\$296,378.97	\$85,512.32	\$1,407,452.65	\$184,226.90	\$401,815.31	\$0.00	\$0.00	\$4,641,608.39
52009	Unemployment Ins Benefits	\$65,471.04	\$7,925.11	\$2,431.39	\$37,311.93	\$4,925.23	\$11,209.98	\$0.00	\$0.00	\$129,274.68
52010	Prescription Plan	\$0.00	\$15.63	\$0.00	\$54.98	\$0.00	\$0.00	\$0.00	\$0.00	\$70.61
52011	Dental Plan	\$8,935.86	\$149,911.20	\$30,516.52	\$741,233.55	\$107,784.70	\$83,606.87	\$0.00	\$0.00	\$1,121,988.70

Total All Divisions

Account & Title		State Division Funding	Div III Equalization	Other State	Current Expense Local	Other Local	Federal	Fund 300	Fund 450	Total
52015	Disability Insurance	\$325.86	\$7,697.07	\$895.36	\$37,140.82	\$3,919.51	\$4,040.08	\$0.00	\$0.00	\$54,018.70
52016	Employer's Share-Medicare	\$534,206.38	\$70,470.68	\$20,216.01	\$331,653.79	\$43,341.11	\$94,963.42	\$0.00	\$0.00	\$1,094,851.39
52019	Flex Credit Vision	\$835.64	\$12,795.23	\$2,785.55	\$63,939.60	\$13,559.86	\$6,770.37	\$0.00	\$0.00	\$100,686.25
Benefits		\$20,750,010.10	\$1,569,615.84	\$652,581.00	\$7,983,957.49	\$1,051,239.75	\$2,659,610.20	\$0.00	\$0.00	\$34,667,014.38
54004	Lodging-Hotl/Motl-W/In St	\$0.00	\$0.00	\$0.00	\$0.00	\$0.00	\$472.25	\$0.00	\$0.00	\$472.25
54005	Other Travel-W/In State	\$9,738.57	\$0.00	\$1,664.06	\$52,475.96	\$5,151.41	\$49,270.41	\$0.00	\$0.00	\$118,300.41
54101	Mileage-Prv Car/Out-State	\$0.00	\$0.00	\$0.00	\$0.00	\$0.00	\$1,514.80	\$0.00	\$0.00	\$1,514.80
54105	Other Travel/Out-State	\$0.00	\$0.00	\$0.00	\$0.00	\$48,000.00	\$4,100.52	\$0.00	\$0.00	\$52,100.52
55000	Other Professional Service	\$98,978.22	\$0.00	\$97,756.39	\$2,723,939.96	\$101,941.19	\$2,235,479.71	\$8,696.91	\$0.00	\$5,266,792.38
55010	Medical Services	\$26,171.76	\$0.00	\$363,867.25	\$969,288.07	\$158,447.00	\$560,661.03	\$0.00	\$0.00	\$2,078,435.11
55020	Legal Services	\$206,600.00	\$0.00	\$0.00	\$303,636.31	\$0.00	\$0.00	\$0.00	\$0.00	\$510,236.31
55051	Consultants	\$0.00	\$0.00	\$19,900.00	\$27,257.44	\$0.00	\$270,219.89	\$0.00	\$0.00	\$317,377.33
55061	Temporary Employment Service	\$646.14	\$0.00	\$187,335.98	\$945,333.80	\$2,894.84	\$954.87	\$0.00	\$0.00	\$1,137,165.63
55073	Computer Services	\$0.00	\$0.00	\$2,705.88	\$250.00	\$1,760.00	\$0.00	\$0.00	\$0.00	\$4,715.88
55074	Environmental Services	\$26,998.42	\$0.00	\$0.00	\$419.20	\$0.00	\$0.00	\$0.00	\$0.00	\$27,417.62
55090	Honorariums	\$0.00	\$0.00	\$0.00	\$3,242.30	\$0.00	\$0.00	\$0.00	\$0.00	\$3,242.30
55100	Stipends	\$0.00	\$0.00	\$0.00	\$3,772.50	\$0.00	\$0.00	\$0.00	\$0.00	\$3,772.50
55101	Postage	\$19,491.43	\$0.00	\$617.80	\$116,434.54	\$1,327.42	\$1,032.30	\$0.00	\$0.00	\$138,903.49
55103	Freight	\$0.00	\$0.00	\$0.00	\$0.00	\$0.00	\$616.72	\$0.00	\$0.00	\$616.72
55120	Communications Devices/Systems	\$0.00	\$0.00	\$0.00	\$1,286.00	\$0.00	\$0.00	\$0.00	\$0.00	\$1,286.00
55125	Telecommunication	\$147,104.69	\$0.00	\$1,985.01	\$252,492.67	\$2,676.11	\$4,569.40	\$0.00	\$0.00	\$408,827.88
55200	Public Utilities	\$0.00	\$0.00	\$0.00	\$440,916.37	\$0.00	\$0.00	\$0.00	\$0.00	\$440,916.37
55203	Energy	\$2,792,757.85	\$0.00	\$0.00	\$1,531,569.18	\$0.00	\$0.00	\$0.00	\$0.00	\$4,324,327.03
55314	Clothing & Incidentals	\$346.00	\$0.00	\$0.00	\$16,273.36	\$0.00	\$2,927.36	\$0.00	\$0.00	\$19,546.72
55338	Special Placements	\$0.00	\$0.00	\$0.00	\$0.00	\$93,500.00	\$0.00	\$0.00	\$0.00	\$93,500.00

Total All Divisions

Account & Title	State Division Funding	Div III Equalization	Other State	Current Expense Local	Other Local	Federal	Fund 300	Fund 450	Total
55371 Tuition Reimbursements	\$0.00	\$0.00	\$1,420.00	(\$3,886.00)	\$0.00	\$1,150.00	\$0.00	\$0.00	(\$1,316.00)
55372 Tuition Instate Pub Sch	\$0.00	\$0.00	\$0.00	\$81,405.77	\$302,975.47	\$0.00	\$0.00	\$0.00	\$384,381.24
55373 Tuition Out/St Or Private	\$0.00	\$0.00	\$269,215.74	\$0.05	\$186,953.28	\$0.00	\$0.00	\$0.00	\$456,169.07
55400 Equipment Rental	\$287,829.55	\$0.00	\$4,166,715.96	\$594,223.99	\$64,498.13	\$67,973.81	\$0.00	\$0.00	\$5,181,241.44
55402 Buildings - Office Space	\$243,000.00	\$0.00	\$6,245.00	\$562,048.84	\$0.00	\$0.00	\$0.00	\$0.00	\$811,293.84
55434 Fleet Rental	\$150.00	\$0.00	\$450.00	\$1,500.00	\$0.00	\$0.00	\$0.00	\$0.00	\$2,100.00
55440 Other Rental	\$398.76	\$0.00	\$463.03	\$30,136.64	\$5,782.74	\$1,125.00	\$8,379.19	\$0.00	\$46,285.36
55452 Insurance	\$28,121.00	\$0.00	\$0.00	\$1,145,094.68	\$0.00	\$0.00	\$0.00	\$0.00	\$1,173,215.68
55500 Building/Grounds Repair	\$209,916.76	\$0.00	\$4,383.00	\$822,193.05	\$124,290.40	\$0.00	\$128,824.34	\$0.00	\$1,289,607.55
55506 Custodial Svc Ofc/Bldg/Grd	\$7,495.00	\$0.00	\$0.00	\$2,513.04	\$0.00	\$0.00	\$0.00	\$0.00	\$10,008.04
55507 Maintenance	\$22,333.97	\$0.00	\$2,968.58	\$9,496.48	\$435.00	\$0.00	\$0.00	\$0.00	\$35,234.03
55510 Equipment Repair	\$359,055.58	\$0.00	\$27,253.26	\$415,535.99	\$63,230.93	\$25.00	\$0.00	\$0.00	\$865,100.76
55600 Printing & Binding	\$122.50	\$0.00	\$525.00	\$30,243.17	\$0.00	\$564.56	\$0.00	\$0.00	\$31,455.23
55610 Advertising	\$8,574.84	\$0.00	\$0.00	\$1,606.02	\$23,680.45	\$10,800.00	\$0.00	\$0.00	\$44,661.31
55631 Assoc Dues And Conf Fees	\$9,075.58	\$0.00	\$13,935.20	\$116,771.31	\$35.00	\$57,182.64	\$0.00	\$0.00	\$196,999.73
55633 Permit/Certs/Trans/MisFee/Lics	\$83.18	\$0.00	\$0.00	\$10,110.73	\$40.00	\$0.00	\$0.00	\$0.00	\$10,233.91
55641 Food Service	\$0.00	\$0.00	\$1,180.98	\$14,135.49	\$2,077,815.90	\$9,851.73	\$0.00	\$0.00	\$2,102,984.10
55645 Late Chg-Al Otr/Int-Sv Chg	\$6.65	\$0.00	\$45.00	\$163.83	\$0.00	\$0.00	\$0.00	\$0.00	\$215.48
55647 Student Body Activity	\$175.00	\$0.00	\$8,555.96	\$18,553.51	\$414.00	\$34,787.66	\$0.00	\$0.00	\$62,486.13
55648 Indirect Cost	\$0.00	\$0.00	\$0.00	\$0.00	\$0.00	\$1,541,686.50	\$0.00	\$0.00	\$1,541,686.50
55658 Reimburse Non State Emp Travel	\$0.00	\$0.00	\$0.00	\$2,621.41	\$0.00	\$10,777.89	\$0.00	\$0.00	\$13,399.30
55667 Training	\$0.00	\$0.00	\$0.00	\$7,702.72	\$92.98	\$129,325.00	\$0.00	\$0.00	\$137,120.70
55668 Non-State Employee Training	\$325.00	\$0.00	\$1,220.82	\$33,162.24	\$0.00	\$7,974.22	\$0.00	\$0.00	\$42,682.28
55692 Sanitary Services	\$50,544.26	\$0.00	\$0.00	\$2,664.86	\$0.00	\$0.00	\$0.00	\$0.00	\$53,209.12
55714 Moving Costs/Business	\$0.00	\$0.00	\$0.00	\$659.00	\$44,948.53	\$0.00	\$0.00	\$0.00	\$45,607.53
Purchased Services	\$4,556,040.71	\$0.00	\$5,180,409.90	\$11,287,244.48	\$3,310,890.78	\$5,005,043.27	\$145,900.44	\$0.00	\$29,485,529.58

Total All Divisions

Account & Title		State Division Funding	Div III Equalization	Other State	Current Expense Local	Other Local	Federal	Fund 300	Fund 450	Total
56000	Office Supplies	\$51,674.71	\$0.00	\$43,093.11	\$697,390.99	\$276,711.78	\$399,167.62	\$0.00	\$0.00	\$1,468,038.21
56010	Administrative Supplies	\$0.00	\$0.00	\$0.00	\$1,134.29	\$0.00	\$0.00	\$0.00	\$0.00	\$1,134.29
56011	Promotional Supplies	\$2,014.00	\$0.00	\$382.00	\$14,281.96	\$0.00	\$0.00	\$0.00	\$0.00	\$16,677.96
56070	Institutional Supplies	\$0.00	\$0.00	\$0.00	\$0.00	\$58,646.11	\$0.00	\$0.00	\$0.00	\$58,646.11
56110	Operating Supplies	\$11,758.44	\$0.00	\$14,083.96	\$45,996.63	\$62,638.88	\$0.00	\$0.00	\$0.00	\$134,477.91
56111	Food	\$746.90	\$0.00	\$15,842.62	\$36,870.71	\$9,320.21	\$13,775.11	\$0.00	\$0.00	\$76,555.55
56120	Clothing & Linens	\$0.00	\$0.00	\$0.00	\$73.35	\$0.00	\$0.00	\$0.00	\$0.00	\$73.35
56128	Medical Supplies	\$10,517.54	\$0.00	\$0.00	\$14,357.28	\$1,000.00	\$436.99	\$0.00	\$0.00	\$26,311.81
56141	Custodial Supplies	\$8,402.45	\$0.00	\$0.00	\$358,480.98	\$14,598.00	\$0.00	\$0.00	\$0.00	\$381,481.43
56145	Computer Supplies	\$99,850.44	\$0.00	\$22,195.70	\$1,284,270.67	\$38,150.94	\$1,108,372.97	\$0.00	\$0.00	\$2,552,840.72
56150	Instructional Supplies	\$435,231.75	\$0.00	\$165,436.67	\$1,255,723.80	\$31,933.37	\$636,363.73	\$0.00	\$0.00	\$2,524,689.32
56157	Books And Publications	\$80,788.41	\$0.00	\$20,426.46	\$490,502.13	\$682.07	\$33,370.80	\$0.00	\$0.00	\$625,769.87
56162	Safety Equipment	\$37,170.49	\$0.00	\$0.00	\$70,343.25	\$988.00	\$0.00	\$0.00	\$0.00	\$108,501.74
56167	Environmental	\$919.05	\$0.00	\$0.00	\$0.00	\$0.00	\$0.00	\$0.00	\$0.00	\$919.05
56183	Fuel(Gas,Diesel,Aviation Etc)	\$162.10	\$0.00	\$3,923.49	\$98,057.48	\$1,356.79	\$0.00	\$0.00	\$0.00	\$103,499.86
56200	Transportation Material	\$0.00	\$0.00	\$0.00	\$190.95	\$0.00	\$0.00	\$0.00	\$0.00	\$190.95
56210	Vehicle Materials	\$7,976.84	\$0.00	\$12,544.34	\$201,205.49	\$35,068.00	\$0.00	\$0.00	\$0.00	\$256,794.67
56211	Equipment Supp & Maint Mat	\$13,302.02	\$0.00	\$70.60	\$16,749.62	\$0.00	\$0.00	\$0.00	\$0.00	\$30,122.24
56220	Building Materials	\$260,490.09	\$0.00	\$0.00	\$360,345.09	\$1,770.00	\$0.00	\$0.00	\$0.00	\$622,605.18
56230	Highway/Grounds Materials	\$0.00	\$0.00	\$0.00	\$895.00	\$0.00	\$0.00	\$0.00	\$0.00	\$895.00
56950	Institutional Equipment (Exp)	\$2,725.95	\$0.00	\$0.00	\$7,834.00	\$26,210.00	\$0.00	\$0.00	\$0.00	\$36,769.95
56960	Athletic Supplies	\$18,474.71	\$0.00	\$0.00	\$311,324.42	\$11,773.00	\$0.00	\$0.00	\$0.00	\$341,572.13
56970	Schools Operating Supplies	\$0.00	\$0.00	\$0.00	\$0.00	\$599.58	\$0.00	\$0.00	\$0.00	\$599.58
Supplies and Materials		\$1,042,205.89	\$0.00	\$297,998.95	\$5,266,028.09	\$571,446.73	\$2,191,487.22	\$0.00	\$0.00	\$9,369,166.88
57002	Instructional Equipment	\$0.00	\$0.00	\$0.00	\$114,101.78	\$0.00	\$254,284.00	\$0.00	\$0.00	\$368,385.78

Total All Divisions

Account & Title	State Division Funding	Div III Equalization	Other State	Current Expense Local	Other Local	Federal	Fund 300	Fund 450	Total
57004 Athletic Equipment	\$0.00	\$0.00	\$0.00	\$36,756.26	\$0.00	\$0.00	\$0.00	\$0.00	\$36,756.26
57010 Office Equipment	\$271.96	\$0.00	\$0.00	\$23,835.19	\$0.00	\$0.00	\$0.00	\$0.00	\$24,107.15
57020 Institutional Equipment	\$0.00	\$0.00	\$0.00	\$0.00	\$47.53	\$0.00	\$0.00	\$0.00	\$47.53
57030 Environmental Equipment	\$4,278.31	\$0.00	\$0.00	\$322.37	\$0.00	\$0.00	\$0.00	\$0.00	\$4,600.68
57040 Multimedia Equipment	\$0.00	\$0.00	\$5,988.84	\$13,298.25	\$0.00	\$0.00	\$0.00	\$0.00	\$19,287.09
57110 Transportation Equipment	\$0.00	\$0.00	\$32,590.00	\$80,301.64	\$0.00	\$0.00	\$0.00	\$0.00	\$112,891.64
57210 Shop Machinery/Equip/Tools	\$14,486.46	\$0.00	\$0.00	\$62,912.42	\$0.00	\$96,429.00	\$0.00	\$0.00	\$173,827.88
57411 Communication Equipment	\$0.00	\$0.00	\$0.00	\$16,097.00	\$0.00	\$0.00	\$0.00	\$0.00	\$16,097.00
58300 Building Improvement	\$0.00	\$0.00	\$39,272.87	\$5,581.87	\$915,362.71	\$0.00	\$325,881.48	\$0.00	\$1,286,098.93
Capital Outlay	\$19,036.73	\$0.00	\$77,851.71	\$353,206.78	\$915,410.24	\$350,713.00	\$325,881.48	\$0.00	\$2,042,099.94
GRAND TOTALS	\$64,938,703.74	\$7,276,040.00	\$7,644,391.63	\$46,217,178.62	\$8,788,002.84	\$16,843,152.86	\$471,781.92	\$0.00	\$152,179,251.61

