

Div - 32 Red Clay Consolidated School District

| Account & Title | | State Division Funding | Div III Equalization | Other State | Current Expense Local | Other Local | Federal | Fund 300 | Fund 450 | Total |
|-----------------|-------------------------------|------------------------|----------------------|-------------|-----------------------|--------------|---------|----------|----------|-----------------|
| 51001 | Elected Officials' Salary | \$0.00 | \$0.00 | \$0.00 | \$5,847.48 | \$0.00 | \$0.00 | \$0.00 | \$0.00 | \$5,847.48 |
| 51004 | Salaries/Wages-Employees | \$0.00 | \$0.00 | \$0.00 | \$208.00 | \$13,000.00 | \$0.00 | \$0.00 | \$0.00 | \$13,208.00 |
| 51005 | Overtime Salaries | \$0.00 | \$18,990.57 | \$0.00 | \$103,659.95 | \$49,757.69 | \$0.00 | \$0.00 | \$0.00 | \$172,408.21 |
| 51006 | Shift Differential Salary | \$0.00 | \$3,289.60 | \$0.00 | \$9,020.65 | \$895.29 | \$0.00 | \$0.00 | \$0.00 | \$13,205.54 |
| 51008 | Termination Sals-Vac Leave | \$99,254.34 | \$83,825.22 | \$0.00 | \$0.00 | \$0.00 | \$0.00 | \$0.00 | \$0.00 | \$183,079.56 |
| 51009 | Termination Sals-Sick Leave | \$243,743.25 | \$0.00 | \$5,701.01 | \$13,447.51 | \$0.00 | \$0.00 | \$0.00 | \$0.00 | \$262,891.77 |
| 51100 | Teachers | \$12,323,414.43 | \$2,544,262.06 | \$48,948.91 | \$4,374,876.98 | \$597,414.67 | \$0.00 | \$0.00 | \$0.00 | \$19,888,917.05 |
| 51101 | Substitute Teachers | \$0.00 | \$28,064.05 | \$0.00 | \$22,729.21 | \$0.00 | \$0.00 | \$0.00 | \$0.00 | \$50,793.26 |
| 51102 | Speech & Hearing Teachers | \$81,865.87 | \$16,798.20 | \$0.00 | \$34,948.47 | \$0.00 | \$0.00 | \$0.00 | \$0.00 | \$133,612.54 |
| 51103 | Driver's Education Teachers | \$116,613.38 | \$24,083.89 | \$0.00 | \$50,325.41 | \$0.00 | \$0.00 | \$0.00 | \$0.00 | \$191,022.68 |
| 51104 | Paraprofessionals | \$2,772.13 | \$0.00 | \$0.00 | \$442.44 | \$6,491.95 | \$0.00 | \$0.00 | \$0.00 | \$9,706.52 |
| 51109 | E.P.E.R. Athletic | \$0.00 | \$0.00 | \$0.00 | \$67.50 | \$1,651.00 | \$0.00 | \$0.00 | \$0.00 | \$1,718.50 |
| 51110 | E.P.E.R. Extra-Curricular | \$0.00 | \$1,380.02 | \$0.00 | \$549.05 | \$0.00 | \$0.00 | \$0.00 | \$0.00 | \$1,929.07 |
| 51111 | E.P.E.R. Miscellaneous | \$19,690.00 | \$31,145.73 | \$7,314.81 | \$110,732.56 | \$16,107.50 | \$0.00 | \$0.00 | \$0.00 | \$184,990.60 |
| 51130 | Nurses | \$326,264.80 | \$68,960.59 | \$0.00 | \$142,381.08 | \$0.00 | \$0.00 | \$0.00 | \$0.00 | \$537,606.47 |
| 51131 | Psychologists | \$83,456.51 | \$16,297.04 | \$0.00 | \$35,205.90 | \$0.00 | \$0.00 | \$0.00 | \$0.00 | \$134,959.45 |
| 51132 | Visiting Teachers | \$46,273.71 | \$10,214.31 | \$0.00 | \$21,290.80 | \$0.00 | \$0.00 | \$0.00 | \$0.00 | \$77,778.82 |
| 51150 | Supervisors | \$167,034.75 | \$40,577.13 | \$0.00 | \$101,554.82 | \$59,001.23 | \$0.00 | \$0.00 | \$0.00 | \$368,167.93 |
| 51151 | Specialists & Coordinators | \$93,123.10 | \$24,889.09 | \$53,566.34 | \$169,249.10 | \$64,195.45 | \$0.00 | \$0.00 | \$0.00 | \$405,023.08 |
| 51155 | Chief School Officer | \$31,217.84 | \$8,856.53 | \$0.00 | \$17,644.47 | \$0.00 | \$0.00 | \$0.00 | \$0.00 | \$57,718.84 |
| 51156 | Assistant Superintendents | \$51,067.13 | \$18,229.23 | \$0.00 | \$30,585.80 | \$0.00 | \$0.00 | \$0.00 | \$0.00 | \$99,882.16 |
| 51157 | Admin Assistants | \$16,061.73 | \$5,908.99 | \$0.00 | \$7,968.80 | \$0.00 | \$0.00 | \$0.00 | \$0.00 | \$29,939.52 |
| 51165 | Principals Salaries - Confdtl | \$491,859.47 | \$129,724.42 | \$39,932.67 | \$270,093.77 | \$0.00 | \$0.00 | \$0.00 | \$0.00 | \$931,610.33 |
| 51166 | Assistant Principals | \$445,259.62 | \$134,341.68 | \$0.00 | \$309,317.81 | \$0.00 | \$0.00 | \$0.00 | \$0.00 | \$888,919.11 |
| 51167 | Admin Secretaries | \$68,168.60 | \$20,225.20 | \$0.00 | \$43,007.47 | \$0.00 | \$0.00 | \$0.00 | \$0.00 | \$131,401.27 |
| 51175 | Supervisor of Bldg & Grnds | \$2,502.24 | \$2,044.13 | \$0.00 | \$0.00 | \$0.00 | \$0.00 | \$0.00 | \$0.00 | \$4,546.37 |

Div - 32 Red Clay Consolidated School District

| Account & Title | | State Division Funding | Div III Equalization | Other State | Current Expense Local | Other Local | Federal | Fund 300 | Fund 450 | Total |
|-----------------|--------------------------------|------------------------|----------------------|--------------|-----------------------|----------------|---------|----------|----------|-----------------|
| 51176 | Custodians | \$1,468,357.86 | \$305,081.75 | \$2,688.98 | \$606,134.08 | \$106,610.74 | \$0.00 | \$0.00 | \$0.00 | \$2,488,873.41 |
| 51180 | Supervisors of Transportation | \$15,879.31 | \$88.14 | \$12,359.74 | \$18,031.09 | \$0.00 | \$0.00 | \$0.00 | \$0.00 | \$46,358.28 |
| 51185 | Financial Secretaries | \$156,906.54 | \$24,742.82 | \$0.00 | \$53,050.86 | \$11,906.19 | \$0.00 | \$0.00 | \$0.00 | \$246,606.41 |
| 51187 | Food Service Managers | \$135,311.20 | \$0.00 | \$0.00 | \$0.00 | \$57,311.37 | \$0.00 | \$0.00 | \$0.00 | \$192,622.57 |
| 51188 | Food Service Cooks | \$68,190.05 | \$0.00 | \$0.00 | \$0.00 | \$43,821.95 | \$0.00 | \$0.00 | \$0.00 | \$112,012.00 |
| 51190 | Food Service General Workers | \$302,988.69 | \$0.00 | \$0.00 | \$0.00 | \$203,481.06 | \$0.00 | \$0.00 | \$0.00 | \$506,469.75 |
| 51192 | Directors | \$116,134.26 | \$30,542.79 | \$0.00 | \$67,637.68 | \$0.00 | \$0.00 | \$0.00 | \$0.00 | \$214,314.73 |
| 51193 | Senior Secretaries | \$21,921.56 | \$3,454.71 | \$16,108.04 | \$7,144.27 | \$0.00 | \$0.00 | \$0.00 | \$0.00 | \$48,628.58 |
| 51194 | Secretaries | \$93,224.27 | \$16,680.73 | \$0.00 | \$31,677.78 | \$4,548.90 | \$0.00 | \$0.00 | \$0.00 | \$146,131.68 |
| 51195 | Clerks | \$379,651.99 | \$61,216.09 | \$0.00 | \$127,644.72 | \$3,723.10 | \$0.00 | \$0.00 | \$0.00 | \$572,235.90 |
| 51196 | General Salaries - Unit Exempt | \$83,441.36 | \$55,341.11 | \$235,284.32 | \$339,197.68 | \$543,690.84 | \$0.00 | \$0.00 | \$0.00 | \$1,256,955.31 |
| Salaries | | \$17,551,649.99 | \$3,729,255.82 | \$421,904.82 | \$7,125,673.19 | \$1,783,608.93 | \$0.00 | \$0.00 | \$0.00 | \$30,612,092.75 |
| 52001 | Pensions/Employer'S Share | \$2,961,268.06 | \$547,322.70 | \$61,198.90 | \$1,211,993.49 | \$272,629.46 | \$0.00 | \$0.00 | \$0.00 | \$5,054,412.61 |
| 52002 | Health Ins/Employers' Sh | \$4,666,609.21 | \$38,684.21 | \$45,018.07 | \$223,724.73 | \$141,141.37 | \$0.00 | \$0.00 | \$0.00 | \$5,115,177.59 |
| 52004 | Group Life Insurance | \$0.00 | \$8,605.54 | \$462.63 | \$26,053.05 | \$3,186.29 | \$0.00 | \$0.00 | \$0.00 | \$38,307.51 |
| 52005 | Workmen'S Compensation | \$342,757.82 | \$65,628.38 | \$8,014.67 | \$140,418.06 | \$33,313.35 | \$0.00 | \$0.00 | \$0.00 | \$590,132.28 |
| 52006 | Emplyr Sh/Social Security | \$1,038,651.20 | \$213,959.08 | \$25,672.37 | \$467,662.32 | \$110,637.00 | \$0.00 | \$0.00 | \$0.00 | \$1,856,581.97 |
| 52009 | Unemployment Ins Benefits | \$29,791.89 | \$5,670.57 | \$716.80 | \$12,215.95 | \$2,952.59 | \$0.00 | \$0.00 | \$0.00 | \$51,347.80 |
| 52010 | Prescription Plan | \$0.00 | \$15.63 | \$0.00 | \$54.98 | \$0.00 | \$0.00 | \$0.00 | \$0.00 | \$70.61 |
| 52011 | Dental Plan | \$0.00 | \$96,353.53 | \$4,628.28 | \$289,214.41 | \$56,498.04 | \$0.00 | \$0.00 | \$0.00 | \$446,694.26 |
| 52015 | Disability Insurance | \$0.00 | \$4,937.15 | \$308.95 | \$14,880.93 | \$2,025.21 | \$0.00 | \$0.00 | \$0.00 | \$22,152.24 |
| 52016 | Employer's Share-Medicare | \$243,401.49 | \$50,217.99 | \$6,003.97 | \$109,598.78 | \$25,884.60 | \$0.00 | \$0.00 | \$0.00 | \$435,106.83 |
| 52019 | Flex Credit Vision | \$0.00 | \$8,192.40 | \$527.50 | \$24,912.44 | \$6,983.52 | \$0.00 | \$0.00 | \$0.00 | \$40,615.86 |
| Benefits | | \$9,282,479.67 | \$1,039,587.18 | \$152,552.14 | \$2,520,729.14 | \$655,251.43 | \$0.00 | \$0.00 | \$0.00 | \$13,650,599.56 |
| 54005 | Other Travel-W/In State | \$1,687.00 | \$0.00 | \$364.70 | \$6,548.77 | \$2,121.94 | \$0.00 | \$0.00 | \$0.00 | \$10,722.41 |

Div - 32 Red Clay Consolidated School District

| Account & Title | State Division Funding | Div III Equalization | Other State | Current Expense Local | Other Local | Federal | Fund 300 | Fund 450 | Total |
|--------------------------------------|------------------------|----------------------|----------------|-----------------------|--------------|---------|----------|----------|----------------|
| 55000 Other Professional Service | \$29,804.07 | \$0.00 | \$410.00 | \$181,005.12 | \$12,023.50 | \$0.00 | \$0.00 | \$0.00 | \$223,242.69 |
| 55010 Medical Services | \$1,067.73 | \$0.00 | \$68,750.00 | \$707.37 | \$114,382.00 | \$0.00 | \$0.00 | \$0.00 | \$184,907.10 |
| 55020 Legal Services | \$1,600.00 | \$0.00 | \$0.00 | \$0.00 | \$0.00 | \$0.00 | \$0.00 | \$0.00 | \$1,600.00 |
| 55061 Temporary Employment Service | \$0.00 | \$0.00 | \$0.00 | \$39,597.90 | \$0.00 | \$0.00 | \$0.00 | \$0.00 | \$39,597.90 |
| 55073 Computer Services | \$0.00 | \$0.00 | \$1,515.30 | \$0.00 | \$1,265.00 | \$0.00 | \$0.00 | \$0.00 | \$2,780.30 |
| 55074 Environmental Services | \$1,800.00 | \$0.00 | \$0.00 | \$419.20 | \$0.00 | \$0.00 | \$0.00 | \$0.00 | \$2,219.20 |
| 55090 Honorariums | \$0.00 | \$0.00 | \$0.00 | \$3,242.30 | \$0.00 | \$0.00 | \$0.00 | \$0.00 | \$3,242.30 |
| 55101 Postage | \$5,423.05 | \$0.00 | \$22.23 | \$27,581.93 | \$880.00 | \$0.00 | \$0.00 | \$0.00 | \$33,907.21 |
| 55120 Communications Devices/Systems | \$0.00 | \$0.00 | \$0.00 | \$1,286.00 | \$0.00 | \$0.00 | \$0.00 | \$0.00 | \$1,286.00 |
| 55125 Telecommunication | \$54,323.54 | \$0.00 | \$1,025.75 | \$50,495.11 | \$1,330.71 | \$0.00 | \$0.00 | \$0.00 | \$107,175.11 |
| 55200 Public Utilities | \$0.00 | \$0.00 | \$0.00 | \$33,800.00 | \$0.00 | \$0.00 | \$0.00 | \$0.00 | \$33,800.00 |
| 55203 Energy | \$57,502.07 | \$0.00 | \$0.00 | \$356.15 | \$0.00 | \$0.00 | \$0.00 | \$0.00 | \$57,858.22 |
| 55314 Clothing & Incidentals | \$0.00 | \$0.00 | \$0.00 | \$4,210.53 | \$0.00 | \$0.00 | \$0.00 | \$0.00 | \$4,210.53 |
| 55338 Special Placements | \$0.00 | \$0.00 | \$0.00 | \$0.00 | \$25,500.00 | \$0.00 | \$0.00 | \$0.00 | \$25,500.00 |
| 55371 Tuition Reimbursements | \$0.00 | \$0.00 | \$1,290.00 | \$7,578.00 | \$0.00 | \$0.00 | \$0.00 | \$0.00 | \$8,868.00 |
| 55372 Tuition Instate Pub Sch | \$0.00 | \$0.00 | \$0.00 | \$790,674.28 | \$0.00 | \$0.00 | \$0.00 | \$0.00 | \$790,674.28 |
| 55373 Tuition Out/St Or Private | \$0.00 | \$0.00 | \$26,665.00 | \$0.05 | \$11,435.00 | \$0.00 | \$0.00 | \$0.00 | \$38,100.05 |
| 55400 Equipment Rental | \$142,335.00 | \$0.00 | \$1,306,126.85 | \$77,547.17 | \$18,756.56 | \$0.00 | \$0.00 | \$0.00 | \$1,544,765.58 |
| 55402 Buildings - Office Space | \$242,792.40 | \$0.00 | \$0.00 | \$8,177.50 | \$0.00 | \$0.00 | \$0.00 | \$0.00 | \$250,969.90 |
| 55434 Fleet Rental | \$0.00 | \$0.00 | \$150.00 | \$750.00 | \$0.00 | \$0.00 | \$0.00 | \$0.00 | \$900.00 |
| 55440 Other Rental | \$0.00 | \$0.00 | \$148.38 | \$3,123.60 | \$190.41 | \$0.00 | \$0.00 | \$0.00 | \$3,462.39 |
| 55452 Insurance | \$28,121.00 | \$0.00 | \$0.00 | \$0.00 | \$0.00 | \$0.00 | \$0.00 | \$0.00 | \$28,121.00 |
| 55500 Building/Grounds Repair | \$167,182.45 | \$0.00 | \$0.00 | \$216,033.47 | \$0.00 | \$0.00 | \$0.00 | \$0.00 | \$383,215.92 |
| 55507 Maintenance | \$22,202.00 | \$0.00 | \$0.00 | \$6,411.93 | \$0.00 | \$0.00 | \$0.00 | \$0.00 | \$28,613.93 |
| 55510 Equipment Repair | \$111,757.90 | \$0.00 | \$3,769.78 | \$83,784.90 | \$52,999.29 | \$0.00 | \$0.00 | \$0.00 | \$252,311.87 |
| 55600 Printing & Binding | \$0.00 | \$0.00 | \$525.00 | \$14,685.94 | \$0.00 | \$0.00 | \$0.00 | \$0.00 | \$15,210.94 |

Div - 32 Red Clay Consolidated School District

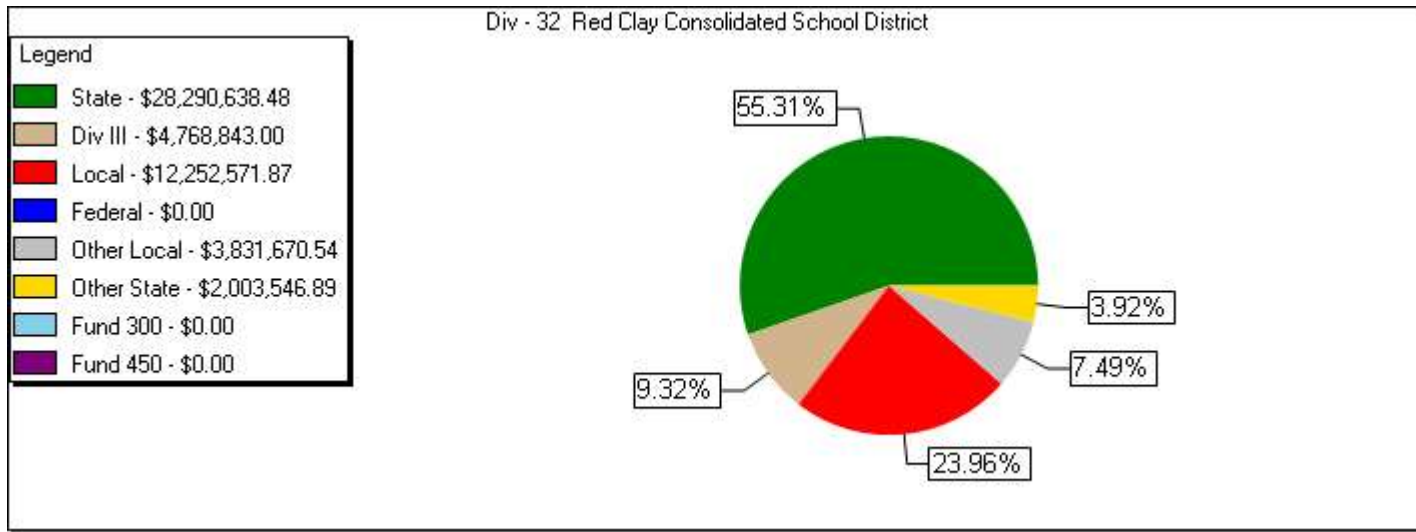
| Account & Title | | State Division Funding | Div III Equalization | Other State | Current Expense Local | Other Local | Federal | Fund 300 | Fund 450 | Total |
|--------------------|--------------------------------|------------------------|----------------------|----------------|-----------------------|--------------|---------|----------|----------|----------------|
| 55610 | Advertising | \$562.41 | \$0.00 | \$0.00 | \$1,754.85 | \$11,092.10 | \$0.00 | \$0.00 | \$0.00 | \$13,409.36 |
| 55631 | Assoc Dues And Conf Fees | \$6,072.80 | \$0.00 | \$1,438.00 | \$26,248.54 | \$35.00 | \$0.00 | \$0.00 | \$0.00 | \$33,794.34 |
| 55633 | Permit/Certs/Trans/MisFee/Lics | \$83.18 | \$0.00 | \$0.00 | \$555.59 | \$0.00 | \$0.00 | \$0.00 | \$0.00 | \$638.77 |
| 55641 | Food Service | \$0.00 | \$0.00 | \$0.00 | \$2,304.35 | \$623,731.32 | \$0.00 | \$0.00 | \$0.00 | \$626,035.67 |
| 55645 | Late Chg-AI Otr/Int-Sv Chg | \$0.00 | \$0.00 | \$0.00 | \$23.83 | \$0.00 | \$0.00 | \$0.00 | \$0.00 | \$23.83 |
| 55647 | Student Body Activity | \$0.00 | \$0.00 | \$0.00 | \$0.00 | \$414.00 | \$0.00 | \$0.00 | \$0.00 | \$414.00 |
| 55667 | Training | \$0.00 | \$0.00 | \$0.00 | \$100.00 | \$92.98 | \$0.00 | \$0.00 | \$0.00 | \$192.98 |
| 55668 | Non-State Employee Training | \$0.00 | \$0.00 | \$325.00 | \$1,680.00 | \$0.00 | \$0.00 | \$0.00 | \$0.00 | \$2,005.00 |
| 55692 | Sanitary Services | \$0.00 | \$0.00 | \$0.00 | \$215.26 | \$0.00 | \$0.00 | \$0.00 | \$0.00 | \$215.26 |
| 55714 | Moving Costs/Business | \$0.00 | \$0.00 | \$0.00 | \$500.00 | \$31,691.00 | \$0.00 | \$0.00 | \$0.00 | \$32,191.00 |
| Purchased Services | | \$874,316.60 | \$0.00 | \$1,412,525.99 | \$1,591,399.64 | \$907,940.81 | \$0.00 | \$0.00 | \$0.00 | \$4,786,183.04 |
| 56000 | Office Supplies | \$13,625.42 | \$0.00 | \$865.28 | \$140,614.05 | \$4,460.41 | \$0.00 | \$0.00 | \$0.00 | \$159,565.16 |
| 56010 | Administrative Supplies | \$0.00 | \$0.00 | \$0.00 | \$16.99 | \$0.00 | \$0.00 | \$0.00 | \$0.00 | \$16.99 |
| 56011 | Promotional Supplies | \$2,014.00 | \$0.00 | \$382.00 | \$7,542.22 | \$0.00 | \$0.00 | \$0.00 | \$0.00 | \$9,938.22 |
| 56070 | Institutional Supplies | \$0.00 | \$0.00 | \$0.00 | \$0.00 | \$23,563.40 | \$0.00 | \$0.00 | \$0.00 | \$23,563.40 |
| 56110 | Operating Supplies | \$13,456.80 | \$0.00 | \$855.00 | \$5,634.80 | \$16,427.00 | \$0.00 | \$0.00 | \$0.00 | \$36,373.60 |
| 56111 | Food | \$165.00 | \$0.00 | \$3,735.48 | \$7,171.82 | \$3,073.67 | \$0.00 | \$0.00 | \$0.00 | \$14,145.97 |
| 56120 | Clothing & Linens | \$0.00 | \$0.00 | \$0.00 | \$73.35 | \$0.00 | \$0.00 | \$0.00 | \$0.00 | \$73.35 |
| 56128 | Medical Supplies | \$5,686.34 | \$0.00 | \$0.00 | \$5,063.83 | \$0.00 | \$0.00 | \$0.00 | \$0.00 | \$10,750.17 |
| 56141 | Custodial Supplies | \$30.39 | \$0.00 | \$0.00 | \$21,867.95 | \$5,509.50 | \$0.00 | \$0.00 | \$0.00 | \$27,407.84 |
| 56145 | Computer Supplies | \$97,326.39 | \$0.00 | \$1,680.00 | \$144,824.97 | \$7,387.18 | \$0.00 | \$0.00 | \$0.00 | \$251,218.54 |
| 56150 | Instructional Supplies | \$283,317.33 | \$0.00 | \$6,277.16 | \$205,235.95 | \$3,452.47 | \$0.00 | \$0.00 | \$0.00 | \$498,282.91 |
| 56157 | Books And Publications | \$53,021.84 | \$0.00 | \$1,393.08 | \$109,444.96 | \$0.00 | \$0.00 | \$0.00 | \$0.00 | \$163,859.88 |
| 56162 | Safety Equipment | \$37,103.00 | \$0.00 | \$0.00 | \$68,485.83 | \$988.00 | \$0.00 | \$0.00 | \$0.00 | \$106,576.83 |
| 56183 | Fuel(Gas,Diesel,Aviation Etc) | \$0.00 | \$0.00 | \$424.76 | \$29,350.94 | \$0.00 | \$0.00 | \$0.00 | \$0.00 | \$29,775.70 |
| 56200 | Transportation Material | \$0.00 | \$0.00 | \$0.00 | \$106.93 | \$0.00 | \$0.00 | \$0.00 | \$0.00 | \$106.93 |

Div - 32 Red Clay Consolidated School District

| Account & Title | State Division Funding | Div III Equalization | Other State | Current Expense Local | Other Local | Federal | Fund 300 | Fund 450 | Total |
|-------------------------------------|------------------------|----------------------|----------------|-----------------------|----------------|---------|----------|----------|-----------------|
| 56210 Vehicle Materials | \$2,156.49 | \$0.00 | \$951.18 | \$73,946.53 | \$0.00 | \$0.00 | \$0.00 | \$0.00 | \$77,054.20 |
| 56211 Equipment Supp & Maint Mat | \$1,996.00 | \$0.00 | \$0.00 | \$330.11 | \$0.00 | \$0.00 | \$0.00 | \$0.00 | \$2,326.11 |
| 56220 Building Materials | \$60,308.19 | \$0.00 | \$0.00 | \$75,011.23 | \$0.00 | \$0.00 | \$0.00 | \$0.00 | \$135,319.42 |
| 56950 Institutional Equipment (Exp) | \$0.00 | \$0.00 | \$0.00 | \$4,177.20 | \$0.00 | \$0.00 | \$0.00 | \$0.00 | \$4,177.20 |
| 56960 Athletic Supplies | \$9,956.06 | \$0.00 | \$0.00 | \$49,556.51 | \$0.00 | \$0.00 | \$0.00 | \$0.00 | \$59,512.57 |
| Supplies and Materials | \$580,163.25 | \$0.00 | \$16,563.94 | \$948,456.17 | \$64,861.63 | \$0.00 | \$0.00 | \$0.00 | \$1,610,044.99 |
| 57002 Instructional Equipment | \$0.00 | \$0.00 | \$0.00 | \$47,632.37 | \$0.00 | \$0.00 | \$0.00 | \$0.00 | \$47,632.37 |
| 57004 Athletic Equipment | \$0.00 | \$0.00 | \$0.00 | \$185.30 | \$0.00 | \$0.00 | \$0.00 | \$0.00 | \$185.30 |
| 57010 Office Equipment | \$0.00 | \$0.00 | \$0.00 | \$1,476.32 | \$0.00 | \$0.00 | \$0.00 | \$0.00 | \$1,476.32 |
| 57020 Institutional Equipment | \$0.00 | \$0.00 | \$0.00 | \$0.00 | \$47.53 | \$0.00 | \$0.00 | \$0.00 | \$47.53 |
| 57030 Environmental Equipment | \$2,028.97 | \$0.00 | \$0.00 | \$0.00 | \$0.00 | \$0.00 | \$0.00 | \$0.00 | \$2,028.97 |
| 57040 Multimedia Equipment | \$0.00 | \$0.00 | \$0.00 | \$1,445.00 | \$0.00 | \$0.00 | \$0.00 | \$0.00 | \$1,445.00 |
| 57110 Transportation Equipment | \$0.00 | \$0.00 | \$0.00 | \$1,731.74 | \$0.00 | \$0.00 | \$0.00 | \$0.00 | \$1,731.74 |
| 57411 Communication Equipment | \$0.00 | \$0.00 | \$0.00 | \$13,843.00 | \$0.00 | \$0.00 | \$0.00 | \$0.00 | \$13,843.00 |
| 58300 Building Improvement | \$0.00 | \$0.00 | \$0.00 | \$0.00 | \$419,960.21 | \$0.00 | \$0.00 | \$0.00 | \$419,960.21 |
| Capital Outlay | \$2,028.97 | \$0.00 | \$0.00 | \$66,313.73 | \$420,007.74 | \$0.00 | \$0.00 | \$0.00 | \$488,350.44 |
| GRAND TOTALS | \$28,290,638.48 | \$4,768,843.00 | \$2,003,546.89 | \$12,252,571.87 | \$3,831,670.54 | \$0.00 | \$0.00 | \$0.00 | \$51,147,270.78 |

Div - 32 Red Clay Consolidated School District

| Account & Title | State Division Funding | Div III Equalization | Other State | Current Expense Local | Other Local | Federal | Fund 300 | Fund 450 | Total |
|-----------------|------------------------|----------------------|-------------|-----------------------|-------------|---------|----------|----------|-------|
|-----------------|------------------------|----------------------|-------------|-----------------------|-------------|---------|----------|----------|-------|



Div - 54 Meadowood School

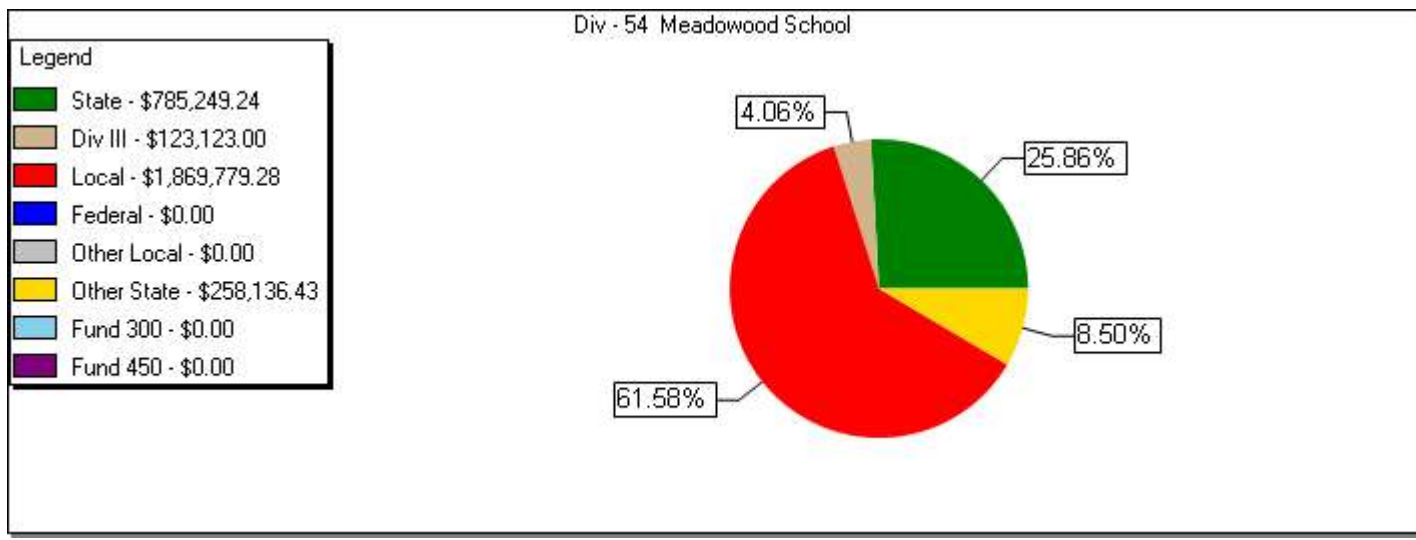
| Account & Title | State Division Funding | Div III Equalization | Other State | Current Expense Local | Other Local | Federal | Fund 300 | Fund 450 | Total |
|-------------------------------------|------------------------|----------------------|---------------------|-----------------------|---------------|---------------|---------------|---------------|-----------------------|
| 51005 Overtime Salaries | \$0.00 | \$0.00 | \$0.00 | \$130.00 | \$0.00 | \$0.00 | \$0.00 | \$0.00 | \$130.00 |
| 51006 Shift Differential Salary | \$0.00 | \$0.00 | \$0.00 | \$2,790.47 | \$0.00 | \$0.00 | \$0.00 | \$0.00 | \$2,790.47 |
| 51009 Termination Sals-Sick Leave | \$383.58 | \$0.00 | \$0.00 | \$9,779.92 | \$0.00 | \$0.00 | \$0.00 | \$0.00 | \$10,163.50 |
| 51100 Teachers | \$114,808.83 | \$60,949.94 | \$0.00 | \$450,306.23 | \$0.00 | \$0.00 | \$0.00 | \$0.00 | \$626,065.00 |
| 51101 Substitute Teachers | \$0.00 | \$861.00 | \$0.00 | \$14,574.27 | \$0.00 | \$0.00 | \$0.00 | \$0.00 | \$15,435.27 |
| 51104 Paraprofessionals | \$249,450.34 | \$21,145.35 | \$0.00 | \$151,937.01 | \$0.00 | \$0.00 | \$0.00 | \$0.00 | \$422,532.70 |
| 51111 E.P.E.R. Miscellaneous | \$0.00 | \$50.00 | \$0.00 | \$15,901.26 | \$0.00 | \$0.00 | \$0.00 | \$0.00 | \$15,951.26 |
| 51165 Principals Salaries - Confdtl | \$19,302.17 | \$2,022.44 | \$0.00 | \$17,107.46 | \$0.00 | \$0.00 | \$0.00 | \$0.00 | \$38,432.07 |
| 51176 Custodians | \$35,014.85 | \$1,989.59 | \$0.00 | \$16,767.28 | \$0.00 | \$0.00 | \$0.00 | \$0.00 | \$53,771.72 |
| 51195 Clerks | \$10,960.70 | \$605.38 | \$0.00 | \$4,850.45 | \$0.00 | \$0.00 | \$0.00 | \$0.00 | \$16,416.53 |
| 51196 General Salaries - Unit Exmpt | \$16,871.92 | \$4,239.47 | \$148,663.16 | \$522,920.78 | \$0.00 | \$0.00 | \$0.00 | \$0.00 | \$692,695.33 |
| Salaries | \$446,792.39 | \$91,863.17 | \$148,663.16 | \$1,207,065.13 | \$0.00 | \$0.00 | \$0.00 | \$0.00 | \$1,894,383.85 |
| 52001 Pensions/Employer'S Share | \$76,782.07 | \$14,593.70 | \$25,138.85 | \$184,029.76 | \$0.00 | \$0.00 | \$0.00 | \$0.00 | \$300,544.38 |
| 52002 Health Ins/Employers' Sh | \$198,468.02 | \$16,666.13 | \$57,304.38 | \$113,753.98 | \$0.00 | \$0.00 | \$0.00 | \$0.00 | \$386,192.51 |
| 52004 Group Life Insurance | \$0.00 | \$0.00 | \$175.54 | \$1,163.94 | \$0.00 | \$0.00 | \$0.00 | \$0.00 | \$1,339.48 |
| 52005 Workmen'S Compensation | \$8,738.10 | \$0.00 | \$2,860.76 | \$24,451.23 | \$0.00 | \$0.00 | \$0.00 | \$0.00 | \$36,050.09 |
| 52006 Emplr Sh/Social Security | \$25,779.70 | \$0.00 | \$8,870.52 | \$80,284.78 | \$0.00 | \$0.00 | \$0.00 | \$0.00 | \$114,935.00 |
| 52009 Unemployment Ins Benefits | \$758.55 | \$0.00 | \$248.35 | \$2,165.15 | \$0.00 | \$0.00 | \$0.00 | \$0.00 | \$3,172.05 |
| 52011 Dental Plan | \$0.00 | \$0.00 | \$6,269.40 | \$27,796.92 | \$0.00 | \$0.00 | \$0.00 | \$0.00 | \$34,066.32 |
| 52015 Disability Insurance | \$0.00 | \$0.00 | \$60.58 | \$732.63 | \$0.00 | \$0.00 | \$0.00 | \$0.00 | \$793.21 |
| 52016 Employer's Share-Medicare | \$6,029.20 | \$0.00 | \$2,074.63 | \$18,776.34 | \$0.00 | \$0.00 | \$0.00 | \$0.00 | \$26,880.17 |
| 52019 Flex Credit Vision | \$0.00 | \$0.00 | \$481.89 | \$2,192.48 | \$0.00 | \$0.00 | \$0.00 | \$0.00 | \$2,674.37 |
| Benefits | \$316,555.64 | \$31,259.83 | \$103,484.90 | \$455,347.21 | \$0.00 | \$0.00 | \$0.00 | \$0.00 | \$906,647.58 |
| 54005 Other Travel-W/In State | \$0.00 | \$0.00 | \$0.00 | \$3,175.80 | \$0.00 | \$0.00 | \$0.00 | \$0.00 | \$3,175.80 |
| 55000 Other Professional Service | \$0.00 | \$0.00 | \$0.00 | \$17,414.36 | \$0.00 | \$0.00 | \$0.00 | \$0.00 | \$17,414.36 |

Div - 54 Meadowood School

| Account & Title | | State Division Funding | Div III Equalization | Other State | Current Expense Local | Other Local | Federal | Fund 300 | Fund 450 | Total |
|------------------------|--------------------------------|------------------------|----------------------|-------------|-----------------------|-------------|---------|----------|----------|--------------|
| 55010 | Medical Services | \$0.00 | \$0.00 | \$0.00 | \$119,617.58 | \$0.00 | \$0.00 | \$0.00 | \$0.00 | \$119,617.58 |
| 55073 | Computer Services | \$0.00 | \$0.00 | \$838.82 | \$0.00 | \$0.00 | \$0.00 | \$0.00 | \$0.00 | \$838.82 |
| 55101 | Postage | \$0.00 | \$0.00 | \$0.00 | \$121.50 | \$0.00 | \$0.00 | \$0.00 | \$0.00 | \$121.50 |
| 55125 | Telecommunication | \$174.00 | \$0.00 | \$437.50 | \$70.00 | \$0.00 | \$0.00 | \$0.00 | \$0.00 | \$681.50 |
| 55200 | Public Utilities | \$0.00 | \$0.00 | \$0.00 | \$5,551.07 | \$0.00 | \$0.00 | \$0.00 | \$0.00 | \$5,551.07 |
| 55203 | Energy | \$15,569.74 | \$0.00 | \$0.00 | \$878.80 | \$0.00 | \$0.00 | \$0.00 | \$0.00 | \$16,448.54 |
| 55314 | Clothing & Incidentals | \$0.00 | \$0.00 | \$0.00 | \$30.54 | \$0.00 | \$0.00 | \$0.00 | \$0.00 | \$30.54 |
| 55400 | Equipment Rental | \$0.00 | \$0.00 | \$238.36 | \$2,287.85 | \$0.00 | \$0.00 | \$0.00 | \$0.00 | \$2,526.21 |
| 55402 | Buildings - Office Space | \$0.00 | \$0.00 | \$0.00 | \$4,415.50 | \$0.00 | \$0.00 | \$0.00 | \$0.00 | \$4,415.50 |
| 55440 | Other Rental | \$0.00 | \$0.00 | \$57.74 | \$29.12 | \$0.00 | \$0.00 | \$0.00 | \$0.00 | \$86.86 |
| 55510 | Equipment Repair | \$0.00 | \$0.00 | \$1,275.82 | \$18,205.38 | \$0.00 | \$0.00 | \$0.00 | \$0.00 | \$19,481.20 |
| 55641 | Food Service | \$0.00 | \$0.00 | \$0.00 | \$8,965.81 | \$0.00 | \$0.00 | \$0.00 | \$0.00 | \$8,965.81 |
| 55658 | Reimburse Non State Emp Travel | \$0.00 | \$0.00 | \$0.00 | \$2,621.41 | \$0.00 | \$0.00 | \$0.00 | \$0.00 | \$2,621.41 |
| Purchased Services | | \$15,743.74 | \$0.00 | \$2,848.24 | \$183,384.72 | \$0.00 | \$0.00 | \$0.00 | \$0.00 | \$201,976.70 |
| 56000 | Office Supplies | \$2,968.19 | \$0.00 | \$0.00 | \$4,490.53 | \$0.00 | \$0.00 | \$0.00 | \$0.00 | \$7,458.72 |
| 56111 | Food | \$0.00 | \$0.00 | \$0.00 | \$718.36 | \$0.00 | \$0.00 | \$0.00 | \$0.00 | \$718.36 |
| 56128 | Medical Supplies | \$1,154.86 | \$0.00 | \$0.00 | \$0.00 | \$0.00 | \$0.00 | \$0.00 | \$0.00 | \$1,154.86 |
| 56145 | Computer Supplies | \$0.00 | \$0.00 | \$930.00 | \$451.15 | \$0.00 | \$0.00 | \$0.00 | \$0.00 | \$1,381.15 |
| 56150 | Instructional Supplies | \$1,294.31 | \$0.00 | \$715.20 | \$8,992.42 | \$0.00 | \$0.00 | \$0.00 | \$0.00 | \$11,001.93 |
| 56183 | Fuel(Gas,Diesel,Aviation Etc) | \$0.00 | \$0.00 | \$0.00 | \$945.49 | \$0.00 | \$0.00 | \$0.00 | \$0.00 | \$945.49 |
| 56200 | Transportation Material | \$0.00 | \$0.00 | \$0.00 | \$59.20 | \$0.00 | \$0.00 | \$0.00 | \$0.00 | \$59.20 |
| 56210 | Vehicle Materials | \$740.11 | \$0.00 | \$1,494.93 | \$8,325.07 | \$0.00 | \$0.00 | \$0.00 | \$0.00 | \$10,560.11 |
| Supplies and Materials | | \$6,157.47 | \$0.00 | \$3,140.13 | \$23,982.22 | \$0.00 | \$0.00 | \$0.00 | \$0.00 | \$33,279.82 |

Div - 54 Meadowood School

| Account & Title | State Division Funding | Div III Equalization | Other State | Current Expense Local | Other Local | Federal | Fund 300 | Fund 450 | Total |
|-----------------|------------------------|----------------------|--------------|-----------------------|-------------|---------|----------|----------|----------------|
| GRAND TOTALS | \$785,249.24 | \$123,123.00 | \$258,136.43 | \$1,869,779.28 | \$0.00 | \$0.00 | \$0.00 | \$0.00 | \$3,036,287.95 |



Div - 58 Intensive Learning Center-Red Clay

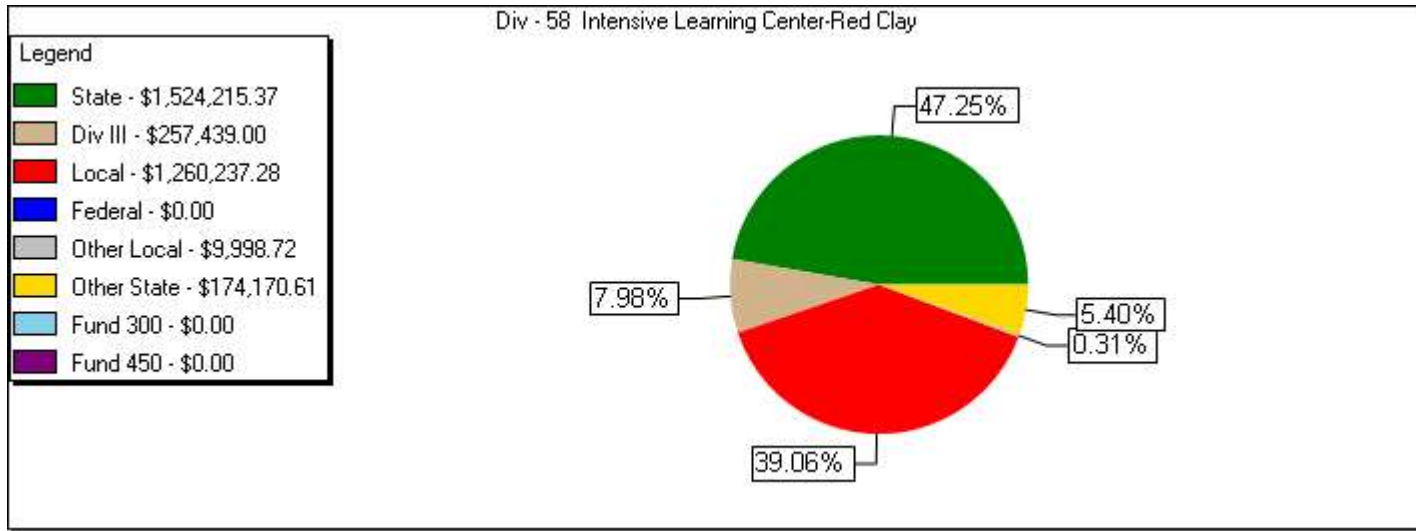
| Account & Title | | State Division Funding | Div III Equalization | Other State | Current Expense Local | Other Local | Federal | Fund 300 | Fund 450 | Total |
|-----------------|--------------------------------|------------------------|----------------------|--------------|-----------------------|-------------|---------|----------|----------|----------------|
| 51009 | Termination Sals-Sick Leave | \$19,597.33 | \$8,925.92 | \$2,176.39 | \$0.00 | \$0.00 | \$0.00 | \$0.00 | \$0.00 | \$30,699.64 |
| 51100 | Teachers | \$379,262.15 | \$172,686.88 | \$0.00 | \$615,521.10 | \$0.00 | \$0.00 | \$0.00 | \$0.00 | \$1,167,470.13 |
| 51101 | Substitute Teachers | \$0.00 | \$0.00 | \$0.00 | \$320.32 | \$0.00 | \$0.00 | \$0.00 | \$0.00 | \$320.32 |
| 51104 | Paraprofessionals | \$325,556.50 | \$18,665.21 | \$0.00 | \$100,843.72 | \$0.00 | \$0.00 | \$0.00 | \$0.00 | \$445,065.43 |
| 51110 | E.P.E.R. Extra-Curricular | \$0.00 | \$27.00 | \$0.00 | \$0.00 | \$0.00 | \$0.00 | \$0.00 | \$0.00 | \$27.00 |
| 51111 | E.P.E.R. Miscellaneous | \$0.00 | \$1,934.97 | \$0.00 | \$12,937.46 | \$270.00 | \$0.00 | \$0.00 | \$0.00 | \$15,142.43 |
| 51165 | Principals Salaries - Confdtl | \$41,600.27 | \$3,960.86 | \$0.00 | \$32,904.80 | \$0.00 | \$0.00 | \$0.00 | \$0.00 | \$78,465.93 |
| 51166 | Assistant Principals | \$19,850.68 | \$0.00 | \$0.00 | \$13,316.16 | \$0.00 | \$0.00 | \$0.00 | \$0.00 | \$33,166.84 |
| 51176 | Custodians | \$46,669.29 | \$3,672.42 | \$0.00 | \$26,047.72 | \$0.00 | \$0.00 | \$0.00 | \$0.00 | \$76,389.43 |
| 51195 | Clerks | \$35,412.12 | \$1,616.39 | \$0.00 | \$12,554.48 | \$0.00 | \$0.00 | \$0.00 | \$0.00 | \$49,582.99 |
| 51196 | General Salaries - Unit Exempt | \$16,889.06 | \$2,355.07 | \$103,211.98 | \$8,134.72 | \$5,664.11 | \$0.00 | \$0.00 | \$0.00 | \$136,254.94 |
| Salaries | | \$884,837.40 | \$213,844.72 | \$105,388.37 | \$822,580.48 | \$5,934.11 | \$0.00 | \$0.00 | \$0.00 | \$2,032,585.08 |
| 52001 | Pensions/Employer'S Share | \$148,821.52 | \$16,810.95 | \$17,486.07 | \$152,850.37 | \$1,002.00 | \$0.00 | \$0.00 | \$0.00 | \$336,970.91 |
| 52002 | Health Ins/Employers' Sh | \$307,842.46 | \$9,593.78 | \$32,606.87 | \$83,526.62 | \$2,320.79 | \$0.00 | \$0.00 | \$0.00 | \$435,890.52 |
| 52004 | Group Life Insurance | \$0.00 | \$324.12 | \$124.52 | \$2,139.60 | \$0.00 | \$0.00 | \$0.00 | \$0.00 | \$2,588.24 |
| 52005 | Workmen'S Compensation | \$17,304.43 | \$2,030.08 | \$1,992.90 | \$17,666.13 | \$113.74 | \$0.00 | \$0.00 | \$0.00 | \$39,107.28 |
| 52006 | Emplyr Sh/Social Security | \$51,829.48 | \$6,757.34 | \$6,311.24 | \$58,270.10 | \$354.46 | \$0.00 | \$0.00 | \$0.00 | \$123,522.62 |
| 52009 | Unemployment Ins Benefits | \$1,501.81 | \$172.29 | \$176.36 | \$1,538.32 | \$9.88 | \$0.00 | \$0.00 | \$0.00 | \$3,398.66 |
| 52011 | Dental Plan | \$0.00 | \$5,591.72 | \$4,510.69 | \$29,217.37 | \$180.84 | \$0.00 | \$0.00 | \$0.00 | \$39,500.62 |
| 52015 | Disability Insurance | \$0.00 | \$252.34 | \$54.31 | \$1,475.14 | \$0.00 | \$0.00 | \$0.00 | \$0.00 | \$1,781.79 |
| 52016 | Employer's Share-Medicare | \$12,121.22 | \$1,580.39 | \$1,476.02 | \$13,628.00 | \$82.90 | \$0.00 | \$0.00 | \$0.00 | \$28,888.53 |
| 52019 | Flex Credit Vision | \$0.00 | \$481.27 | \$380.25 | \$2,715.48 | \$0.00 | \$0.00 | \$0.00 | \$0.00 | \$3,577.00 |
| Benefits | | \$539,420.92 | \$43,594.28 | \$65,119.23 | \$363,027.13 | \$4,064.61 | \$0.00 | \$0.00 | \$0.00 | \$1,015,226.17 |
| 55000 | Other Professional Service | \$0.00 | \$0.00 | \$0.00 | \$3,703.03 | \$0.00 | \$0.00 | \$0.00 | \$0.00 | \$3,703.03 |
| 55061 | Temporary Employment Service | \$0.00 | \$0.00 | \$0.00 | \$490.56 | \$0.00 | \$0.00 | \$0.00 | \$0.00 | \$490.56 |

Div - 58 Intensive Learning Center-Red Clay

| Account & Title | | State Division Funding | Div III Equalization | Other State | Current Expense Local | Other Local | Federal | Fund 300 | Fund 450 | Total |
|------------------------|--------------------------|------------------------|----------------------|-------------|-----------------------|-------------|---------|----------|----------|--------------|
| 55073 | Computer Services | \$0.00 | \$0.00 | \$351.76 | \$0.00 | \$0.00 | \$0.00 | \$0.00 | \$0.00 | \$351.76 |
| 55125 | Telecommunication | \$678.58 | \$0.00 | \$350.00 | \$200.75 | \$0.00 | \$0.00 | \$0.00 | \$0.00 | \$1,229.33 |
| 55200 | Public Utilities | \$0.00 | \$0.00 | \$0.00 | \$1,900.44 | \$0.00 | \$0.00 | \$0.00 | \$0.00 | \$1,900.44 |
| 55203 | Energy | \$33,999.76 | \$0.00 | \$0.00 | \$7,566.18 | \$0.00 | \$0.00 | \$0.00 | \$0.00 | \$41,565.94 |
| 55314 | Clothing & Incidentals | \$0.00 | \$0.00 | \$0.00 | \$1,120.00 | \$0.00 | \$0.00 | \$0.00 | \$0.00 | \$1,120.00 |
| 55400 | Equipment Rental | \$0.00 | \$0.00 | \$0.00 | \$24.31 | \$0.00 | \$0.00 | \$0.00 | \$0.00 | \$24.31 |
| 55402 | Buildings - Office Space | \$0.00 | \$0.00 | \$0.00 | \$1,573.00 | \$0.00 | \$0.00 | \$0.00 | \$0.00 | \$1,573.00 |
| 55440 | Other Rental | \$0.00 | \$0.00 | \$148.23 | \$161.78 | \$0.00 | \$0.00 | \$0.00 | \$0.00 | \$310.01 |
| 55510 | Equipment Repair | \$0.00 | \$0.00 | \$1,701.75 | \$8,958.39 | \$0.00 | \$0.00 | \$0.00 | \$0.00 | \$10,660.14 |
| 55631 | Assoc Dues And Conf Fees | \$0.00 | \$0.00 | \$0.00 | \$1,700.00 | \$0.00 | \$0.00 | \$0.00 | \$0.00 | \$1,700.00 |
| Purchased Services | | \$34,678.34 | \$0.00 | \$2,551.74 | \$27,398.44 | \$0.00 | \$0.00 | \$0.00 | \$0.00 | \$64,628.52 |
| 56000 | Office Supplies | \$11,592.00 | \$0.00 | \$0.00 | \$359.56 | \$0.00 | \$0.00 | \$0.00 | \$0.00 | \$11,951.56 |
| 56110 | Operating Supplies | \$657.64 | \$0.00 | \$0.00 | \$242.00 | \$0.00 | \$0.00 | \$0.00 | \$0.00 | \$899.64 |
| 56111 | Food | \$0.00 | \$0.00 | \$0.00 | \$1,845.33 | \$0.00 | \$0.00 | \$0.00 | \$0.00 | \$1,845.33 |
| 56128 | Medical Supplies | \$635.66 | \$0.00 | \$0.00 | \$5.31 | \$0.00 | \$0.00 | \$0.00 | \$0.00 | \$640.97 |
| 56141 | Custodial Supplies | \$0.00 | \$0.00 | \$0.00 | \$1,279.80 | \$0.00 | \$0.00 | \$0.00 | \$0.00 | \$1,279.80 |
| 56145 | Computer Supplies | \$0.00 | \$0.00 | \$390.00 | \$189.19 | \$0.00 | \$0.00 | \$0.00 | \$0.00 | \$579.19 |
| 56150 | Instructional Supplies | \$49,976.90 | \$0.00 | \$169.92 | \$35,668.13 | \$0.00 | \$0.00 | \$0.00 | \$0.00 | \$85,814.95 |
| 56157 | Books And Publications | \$2,169.75 | \$0.00 | \$0.00 | \$538.72 | \$0.00 | \$0.00 | \$0.00 | \$0.00 | \$2,708.47 |
| 56200 | Transportation Material | \$0.00 | \$0.00 | \$0.00 | \$24.82 | \$0.00 | \$0.00 | \$0.00 | \$0.00 | \$24.82 |
| 56210 | Vehicle Materials | \$246.76 | \$0.00 | \$551.35 | \$2,077.80 | \$0.00 | \$0.00 | \$0.00 | \$0.00 | \$2,875.91 |
| 56220 | Building Materials | \$0.00 | \$0.00 | \$0.00 | \$0.00 | \$0.00 | \$0.00 | \$0.00 | \$0.00 | \$0.00 |
| Supplies and Materials | | \$65,278.71 | \$0.00 | \$1,111.27 | \$42,230.66 | \$0.00 | \$0.00 | \$0.00 | \$0.00 | \$108,620.64 |
| 57002 | Instructional Equipment | \$0.00 | \$0.00 | \$0.00 | \$5,000.57 | \$0.00 | \$0.00 | \$0.00 | \$0.00 | \$5,000.57 |

Div - 58 Intensive Learning Center-Red Clay

| Account & Title | State Division Funding | Div III Equalization | Other State | Current Expense Local | Other Local | Federal | Fund 300 | Fund 450 | Total |
|---------------------|------------------------|----------------------|---------------------|-----------------------|-------------------|---------------|---------------|---------------|-----------------------|
| Capital Outlay | \$0.00 | \$0.00 | \$0.00 | \$5,000.57 | \$0.00 | \$0.00 | \$0.00 | \$0.00 | \$5,000.57 |
| GRAND TOTALS | \$1,524,215.37 | \$257,439.00 | \$174,170.61 | \$1,260,237.28 | \$9,998.72 | \$0.00 | \$0.00 | \$0.00 | \$3,226,060.98 |



Total All Divisions

| Account & Title | | State Division Funding | Div III Equalization | Other State | Current Expense Local | Other Local | Federal | Fund 300 | Fund 450 | Total |
|-----------------|-------------------------------|------------------------|----------------------|-------------|-----------------------|--------------|---------|----------|----------|-----------------|
| 51001 | Elected Officials' Salary | \$0.00 | \$0.00 | \$0.00 | \$5,847.48 | \$0.00 | \$0.00 | \$0.00 | \$0.00 | \$5,847.48 |
| 51004 | Salaries/Wages-Employees | \$0.00 | \$0.00 | \$0.00 | \$208.00 | \$13,000.00 | \$0.00 | \$0.00 | \$0.00 | \$13,208.00 |
| 51005 | Overtime Salaries | \$0.00 | \$18,990.57 | \$0.00 | \$103,789.95 | \$49,757.69 | \$0.00 | \$0.00 | \$0.00 | \$172,538.21 |
| 51006 | Shift Differential Salary | \$0.00 | \$3,289.60 | \$0.00 | \$11,811.12 | \$895.29 | \$0.00 | \$0.00 | \$0.00 | \$15,996.01 |
| 51008 | Termination Sals-Vac Leave | \$99,254.34 | \$83,825.22 | \$0.00 | \$0.00 | \$0.00 | \$0.00 | \$0.00 | \$0.00 | \$183,079.56 |
| 51009 | Termination Sals-Sick Leave | \$263,724.16 | \$8,925.92 | \$7,877.40 | \$23,227.43 | \$0.00 | \$0.00 | \$0.00 | \$0.00 | \$303,754.91 |
| 51100 | Teachers | \$12,817,485.41 | \$2,777,898.88 | \$48,948.91 | \$5,440,704.31 | \$597,414.67 | \$0.00 | \$0.00 | \$0.00 | \$21,682,452.18 |
| 51101 | Substitute Teachers | \$0.00 | \$28,925.05 | \$0.00 | \$37,623.80 | \$0.00 | \$0.00 | \$0.00 | \$0.00 | \$66,548.85 |
| 51102 | Speech & Hearing Teachers | \$81,865.87 | \$16,798.20 | \$0.00 | \$34,948.47 | \$0.00 | \$0.00 | \$0.00 | \$0.00 | \$133,612.54 |
| 51103 | Driver's Education Teachers | \$116,613.38 | \$24,083.89 | \$0.00 | \$50,325.41 | \$0.00 | \$0.00 | \$0.00 | \$0.00 | \$191,022.68 |
| 51104 | Paraprofessionals | \$577,778.97 | \$39,810.56 | \$0.00 | \$253,223.17 | \$6,491.95 | \$0.00 | \$0.00 | \$0.00 | \$877,304.65 |
| 51109 | E.P.E.R. Athletic | \$0.00 | \$0.00 | \$0.00 | \$67.50 | \$1,651.00 | \$0.00 | \$0.00 | \$0.00 | \$1,718.50 |
| 51110 | E.P.E.R. Extra-Curricular | \$0.00 | \$1,407.02 | \$0.00 | \$549.05 | \$0.00 | \$0.00 | \$0.00 | \$0.00 | \$1,956.07 |
| 51111 | E.P.E.R. Miscellaneous | \$19,690.00 | \$33,130.70 | \$7,314.81 | \$139,571.28 | \$16,377.50 | \$0.00 | \$0.00 | \$0.00 | \$216,084.29 |
| 51130 | Nurses | \$326,264.80 | \$68,960.59 | \$0.00 | \$142,381.08 | \$0.00 | \$0.00 | \$0.00 | \$0.00 | \$537,606.47 |
| 51131 | Psychologists | \$83,456.51 | \$16,297.04 | \$0.00 | \$35,205.90 | \$0.00 | \$0.00 | \$0.00 | \$0.00 | \$134,959.45 |
| 51132 | Visiting Teachers | \$46,273.71 | \$10,214.31 | \$0.00 | \$21,290.80 | \$0.00 | \$0.00 | \$0.00 | \$0.00 | \$77,778.82 |
| 51150 | Supervisors | \$167,034.75 | \$40,577.13 | \$0.00 | \$101,554.82 | \$59,001.23 | \$0.00 | \$0.00 | \$0.00 | \$368,167.93 |
| 51151 | Specialists & Coordinators | \$93,123.10 | \$24,889.09 | \$53,566.34 | \$169,249.10 | \$64,195.45 | \$0.00 | \$0.00 | \$0.00 | \$405,023.08 |
| 51155 | Chief School Officer | \$31,217.84 | \$8,856.53 | \$0.00 | \$17,644.47 | \$0.00 | \$0.00 | \$0.00 | \$0.00 | \$57,718.84 |
| 51156 | Assistant Superintendents | \$51,067.13 | \$18,229.23 | \$0.00 | \$30,585.80 | \$0.00 | \$0.00 | \$0.00 | \$0.00 | \$99,882.16 |
| 51157 | Admin Assistants | \$16,061.73 | \$5,908.99 | \$0.00 | \$7,968.80 | \$0.00 | \$0.00 | \$0.00 | \$0.00 | \$29,939.52 |
| 51165 | Principals Salaries - Confdtl | \$552,761.91 | \$135,707.72 | \$39,932.67 | \$320,106.03 | \$0.00 | \$0.00 | \$0.00 | \$0.00 | \$1,048,508.33 |
| 51166 | Assistant Principals | \$465,110.30 | \$134,341.68 | \$0.00 | \$322,633.97 | \$0.00 | \$0.00 | \$0.00 | \$0.00 | \$922,085.95 |
| 51167 | Admin Secretaries | \$68,168.60 | \$20,225.20 | \$0.00 | \$43,007.47 | \$0.00 | \$0.00 | \$0.00 | \$0.00 | \$131,401.27 |
| 51175 | Supervisor of Bldg & Grnds | \$2,502.24 | \$2,044.13 | \$0.00 | \$0.00 | \$0.00 | \$0.00 | \$0.00 | \$0.00 | \$4,546.37 |

Total All Divisions

| Account & Title | | State Division Funding | Div III Equalization | Other State | Current Expense Local | Other Local | Federal | Fund 300 | Fund 450 | Total |
|-----------------|--------------------------------|------------------------|----------------------|--------------|-----------------------|----------------|---------|----------|----------|-----------------|
| 51176 | Custodians | \$1,550,042.00 | \$310,743.76 | \$2,688.98 | \$648,949.08 | \$106,610.74 | \$0.00 | \$0.00 | \$0.00 | \$2,619,034.56 |
| 51180 | Supervisors of Transportation | \$15,879.31 | \$88.14 | \$12,359.74 | \$18,031.09 | \$0.00 | \$0.00 | \$0.00 | \$0.00 | \$46,358.28 |
| 51185 | Financial Secretaries | \$156,906.54 | \$24,742.82 | \$0.00 | \$53,050.86 | \$11,906.19 | \$0.00 | \$0.00 | \$0.00 | \$246,606.41 |
| 51187 | Food Service Managers | \$135,311.20 | \$0.00 | \$0.00 | \$0.00 | \$57,311.37 | \$0.00 | \$0.00 | \$0.00 | \$192,622.57 |
| 51188 | Food Service Cooks | \$68,190.05 | \$0.00 | \$0.00 | \$0.00 | \$43,821.95 | \$0.00 | \$0.00 | \$0.00 | \$112,012.00 |
| 51190 | Food Service General Workers | \$302,988.69 | \$0.00 | \$0.00 | \$0.00 | \$203,481.06 | \$0.00 | \$0.00 | \$0.00 | \$506,469.75 |
| 51192 | Directors | \$116,134.26 | \$30,542.79 | \$0.00 | \$67,637.68 | \$0.00 | \$0.00 | \$0.00 | \$0.00 | \$214,314.73 |
| 51193 | Senior Secretaries | \$21,921.56 | \$3,454.71 | \$16,108.04 | \$7,144.27 | \$0.00 | \$0.00 | \$0.00 | \$0.00 | \$48,628.58 |
| 51194 | Secretaries | \$93,224.27 | \$16,680.73 | \$0.00 | \$31,677.78 | \$4,548.90 | \$0.00 | \$0.00 | \$0.00 | \$146,131.68 |
| 51195 | Clerks | \$426,024.81 | \$63,437.86 | \$0.00 | \$145,049.65 | \$3,723.10 | \$0.00 | \$0.00 | \$0.00 | \$638,235.42 |
| 51196 | General Salaries - Unit Exempt | \$117,202.34 | \$61,935.65 | \$487,159.46 | \$870,253.18 | \$549,354.95 | \$0.00 | \$0.00 | \$0.00 | \$2,085,905.58 |
| Salaries | | \$18,883,279.78 | \$4,034,963.71 | \$675,956.35 | \$9,155,318.80 | \$1,789,543.04 | \$0.00 | \$0.00 | \$0.00 | \$34,539,061.68 |
| 52001 | Pensions/Employer'S Share | \$3,186,871.65 | \$578,727.35 | \$103,823.82 | \$1,548,873.62 | \$273,631.46 | \$0.00 | \$0.00 | \$0.00 | \$5,691,927.90 |
| 52002 | Health Ins/Employers' Sh | \$5,172,919.69 | \$64,944.12 | \$134,929.32 | \$421,005.33 | \$143,462.16 | \$0.00 | \$0.00 | \$0.00 | \$5,937,260.62 |
| 52004 | Group Life Insurance | \$0.00 | \$8,929.66 | \$762.69 | \$29,356.59 | \$3,186.29 | \$0.00 | \$0.00 | \$0.00 | \$42,235.23 |
| 52005 | Workmen'S Compensation | \$368,800.35 | \$67,658.46 | \$12,868.33 | \$182,535.42 | \$33,427.09 | \$0.00 | \$0.00 | \$0.00 | \$665,289.65 |
| 52006 | Emplyr Sh/Social Security | \$1,116,260.38 | \$220,716.42 | \$40,854.13 | \$606,217.20 | \$110,991.46 | \$0.00 | \$0.00 | \$0.00 | \$2,095,039.59 |
| 52009 | Unemployment Ins Benefits | \$32,052.25 | \$5,842.86 | \$1,141.51 | \$15,919.42 | \$2,962.47 | \$0.00 | \$0.00 | \$0.00 | \$57,918.51 |
| 52010 | Prescription Plan | \$0.00 | \$15.63 | \$0.00 | \$54.98 | \$0.00 | \$0.00 | \$0.00 | \$0.00 | \$70.61 |
| 52011 | Dental Plan | \$0.00 | \$101,945.25 | \$15,408.37 | \$346,228.70 | \$56,678.88 | \$0.00 | \$0.00 | \$0.00 | \$520,261.20 |
| 52015 | Disability Insurance | \$0.00 | \$5,189.49 | \$423.84 | \$17,088.70 | \$2,025.21 | \$0.00 | \$0.00 | \$0.00 | \$24,727.24 |
| 52016 | Employer's Share-Medicare | \$261,551.91 | \$51,798.38 | \$9,554.62 | \$142,003.12 | \$25,967.50 | \$0.00 | \$0.00 | \$0.00 | \$490,875.53 |
| 52019 | Flex Credit Vision | \$0.00 | \$8,673.67 | \$1,389.64 | \$29,820.40 | \$6,983.52 | \$0.00 | \$0.00 | \$0.00 | \$46,867.23 |
| Benefits | | \$10,138,456.23 | \$1,114,441.29 | \$321,156.27 | \$3,339,103.48 | \$659,316.04 | \$0.00 | \$0.00 | \$0.00 | \$15,572,473.31 |
| 54005 | Other Travel-W/In State | \$1,687.00 | \$0.00 | \$364.70 | \$9,724.57 | \$2,121.94 | \$0.00 | \$0.00 | \$0.00 | \$13,898.21 |

Total All Divisions

| Account & Title | State Division Funding | Div III Equalization | Other State | Current Expense Local | Other Local | Federal | Fund 300 | Fund 450 | Total |
|--------------------------------------|------------------------|----------------------|----------------|-----------------------|--------------|---------|----------|----------|----------------|
| 55000 Other Professional Service | \$29,804.07 | \$0.00 | \$410.00 | \$202,122.51 | \$12,023.50 | \$0.00 | \$0.00 | \$0.00 | \$244,360.08 |
| 55010 Medical Services | \$1,067.73 | \$0.00 | \$68,750.00 | \$120,324.95 | \$114,382.00 | \$0.00 | \$0.00 | \$0.00 | \$304,524.68 |
| 55020 Legal Services | \$1,600.00 | \$0.00 | \$0.00 | \$0.00 | \$0.00 | \$0.00 | \$0.00 | \$0.00 | \$1,600.00 |
| 55061 Temporary Employment Service | \$0.00 | \$0.00 | \$0.00 | \$40,088.46 | \$0.00 | \$0.00 | \$0.00 | \$0.00 | \$40,088.46 |
| 55073 Computer Services | \$0.00 | \$0.00 | \$2,705.88 | \$0.00 | \$1,265.00 | \$0.00 | \$0.00 | \$0.00 | \$3,970.88 |
| 55074 Environmental Services | \$1,800.00 | \$0.00 | \$0.00 | \$419.20 | \$0.00 | \$0.00 | \$0.00 | \$0.00 | \$2,219.20 |
| 55090 Honorariums | \$0.00 | \$0.00 | \$0.00 | \$3,242.30 | \$0.00 | \$0.00 | \$0.00 | \$0.00 | \$3,242.30 |
| 55101 Postage | \$5,423.05 | \$0.00 | \$22.23 | \$27,703.43 | \$880.00 | \$0.00 | \$0.00 | \$0.00 | \$34,028.71 |
| 55120 Communications Devices/Systems | \$0.00 | \$0.00 | \$0.00 | \$1,286.00 | \$0.00 | \$0.00 | \$0.00 | \$0.00 | \$1,286.00 |
| 55125 Telecommunication | \$55,176.12 | \$0.00 | \$1,813.25 | \$50,765.86 | \$1,330.71 | \$0.00 | \$0.00 | \$0.00 | \$109,085.94 |
| 55200 Public Utilities | \$0.00 | \$0.00 | \$0.00 | \$41,251.51 | \$0.00 | \$0.00 | \$0.00 | \$0.00 | \$41,251.51 |
| 55203 Energy | \$107,071.57 | \$0.00 | \$0.00 | \$8,801.13 | \$0.00 | \$0.00 | \$0.00 | \$0.00 | \$115,872.70 |
| 55314 Clothing & Incidentals | \$0.00 | \$0.00 | \$0.00 | \$5,361.07 | \$0.00 | \$0.00 | \$0.00 | \$0.00 | \$5,361.07 |
| 55338 Special Placements | \$0.00 | \$0.00 | \$0.00 | \$0.00 | \$25,500.00 | \$0.00 | \$0.00 | \$0.00 | \$25,500.00 |
| 55371 Tuition Reimbursements | \$0.00 | \$0.00 | \$1,290.00 | \$7,578.00 | \$0.00 | \$0.00 | \$0.00 | \$0.00 | \$8,868.00 |
| 55372 Tuition Instate Pub Sch | \$0.00 | \$0.00 | \$0.00 | \$790,674.28 | \$0.00 | \$0.00 | \$0.00 | \$0.00 | \$790,674.28 |
| 55373 Tuition Out/St Or Private | \$0.00 | \$0.00 | \$26,665.00 | \$0.05 | \$11,435.00 | \$0.00 | \$0.00 | \$0.00 | \$38,100.05 |
| 55400 Equipment Rental | \$142,335.00 | \$0.00 | \$1,306,365.21 | \$79,859.33 | \$18,756.56 | \$0.00 | \$0.00 | \$0.00 | \$1,547,316.10 |
| 55402 Buildings - Office Space | \$242,792.40 | \$0.00 | \$0.00 | \$14,166.00 | \$0.00 | \$0.00 | \$0.00 | \$0.00 | \$256,958.40 |
| 55434 Fleet Rental | \$0.00 | \$0.00 | \$150.00 | \$750.00 | \$0.00 | \$0.00 | \$0.00 | \$0.00 | \$900.00 |
| 55440 Other Rental | \$0.00 | \$0.00 | \$354.35 | \$3,314.50 | \$190.41 | \$0.00 | \$0.00 | \$0.00 | \$3,859.26 |
| 55452 Insurance | \$28,121.00 | \$0.00 | \$0.00 | \$0.00 | \$0.00 | \$0.00 | \$0.00 | \$0.00 | \$28,121.00 |
| 55500 Building/Grounds Repair | \$167,182.45 | \$0.00 | \$0.00 | \$216,033.47 | \$0.00 | \$0.00 | \$0.00 | \$0.00 | \$383,215.92 |
| 55507 Maintenance | \$22,202.00 | \$0.00 | \$0.00 | \$6,411.93 | \$0.00 | \$0.00 | \$0.00 | \$0.00 | \$28,613.93 |
| 55510 Equipment Repair | \$111,757.90 | \$0.00 | \$6,747.35 | \$110,948.67 | \$52,999.29 | \$0.00 | \$0.00 | \$0.00 | \$282,453.21 |
| 55600 Printing & Binding | \$0.00 | \$0.00 | \$525.00 | \$14,685.94 | \$0.00 | \$0.00 | \$0.00 | \$0.00 | \$15,210.94 |

Total All Divisions

| Account & Title | | State Division Funding | Div III Equalization | Other State | Current Expense Local | Other Local | Federal | Fund 300 | Fund 450 | Total |
|--------------------|--------------------------------|------------------------|----------------------|----------------|-----------------------|--------------|---------|----------|----------|----------------|
| 55610 | Advertising | \$562.41 | \$0.00 | \$0.00 | \$1,754.85 | \$11,092.10 | \$0.00 | \$0.00 | \$0.00 | \$13,409.36 |
| 55631 | Assoc Dues And Conf Fees | \$6,072.80 | \$0.00 | \$1,438.00 | \$27,948.54 | \$35.00 | \$0.00 | \$0.00 | \$0.00 | \$35,494.34 |
| 55633 | Permit/Certs/Trans/MisFee/Lics | \$83.18 | \$0.00 | \$0.00 | \$555.59 | \$0.00 | \$0.00 | \$0.00 | \$0.00 | \$638.77 |
| 55641 | Food Service | \$0.00 | \$0.00 | \$0.00 | \$11,270.16 | \$623,731.32 | \$0.00 | \$0.00 | \$0.00 | \$635,001.48 |
| 55645 | Late Chg-AI Otr/Int-Sv Chg | \$0.00 | \$0.00 | \$0.00 | \$23.83 | \$0.00 | \$0.00 | \$0.00 | \$0.00 | \$23.83 |
| 55647 | Student Body Activity | \$0.00 | \$0.00 | \$0.00 | \$0.00 | \$414.00 | \$0.00 | \$0.00 | \$0.00 | \$414.00 |
| 55658 | Reimburse Non State Emp Travel | \$0.00 | \$0.00 | \$0.00 | \$2,621.41 | \$0.00 | \$0.00 | \$0.00 | \$0.00 | \$2,621.41 |
| 55667 | Training | \$0.00 | \$0.00 | \$0.00 | \$100.00 | \$92.98 | \$0.00 | \$0.00 | \$0.00 | \$192.98 |
| 55668 | Non-State Employee Training | \$0.00 | \$0.00 | \$325.00 | \$1,680.00 | \$0.00 | \$0.00 | \$0.00 | \$0.00 | \$2,005.00 |
| 55692 | Sanitary Services | \$0.00 | \$0.00 | \$0.00 | \$215.26 | \$0.00 | \$0.00 | \$0.00 | \$0.00 | \$215.26 |
| 55714 | Moving Costs/Business | \$0.00 | \$0.00 | \$0.00 | \$500.00 | \$31,691.00 | \$0.00 | \$0.00 | \$0.00 | \$32,191.00 |
| Purchased Services | | \$924,738.68 | \$0.00 | \$1,417,925.97 | \$1,802,182.80 | \$907,940.81 | \$0.00 | \$0.00 | \$0.00 | \$5,052,788.26 |
| 56000 | Office Supplies | \$28,185.61 | \$0.00 | \$865.28 | \$145,464.14 | \$4,460.41 | \$0.00 | \$0.00 | \$0.00 | \$178,975.44 |
| 56010 | Administrative Supplies | \$0.00 | \$0.00 | \$0.00 | \$16.99 | \$0.00 | \$0.00 | \$0.00 | \$0.00 | \$16.99 |
| 56011 | Promotional Supplies | \$2,014.00 | \$0.00 | \$382.00 | \$7,542.22 | \$0.00 | \$0.00 | \$0.00 | \$0.00 | \$9,938.22 |
| 56070 | Institutional Supplies | \$0.00 | \$0.00 | \$0.00 | \$0.00 | \$23,563.40 | \$0.00 | \$0.00 | \$0.00 | \$23,563.40 |
| 56110 | Operating Supplies | \$14,114.44 | \$0.00 | \$855.00 | \$5,876.80 | \$16,427.00 | \$0.00 | \$0.00 | \$0.00 | \$37,273.24 |
| 56111 | Food | \$165.00 | \$0.00 | \$3,735.48 | \$9,735.51 | \$3,073.67 | \$0.00 | \$0.00 | \$0.00 | \$16,709.66 |
| 56120 | Clothing & Linens | \$0.00 | \$0.00 | \$0.00 | \$73.35 | \$0.00 | \$0.00 | \$0.00 | \$0.00 | \$73.35 |
| 56128 | Medical Supplies | \$7,476.86 | \$0.00 | \$0.00 | \$5,069.14 | \$0.00 | \$0.00 | \$0.00 | \$0.00 | \$12,546.00 |
| 56141 | Custodial Supplies | \$30.39 | \$0.00 | \$0.00 | \$23,147.75 | \$5,509.50 | \$0.00 | \$0.00 | \$0.00 | \$28,687.64 |
| 56145 | Computer Supplies | \$97,326.39 | \$0.00 | \$3,000.00 | \$145,465.31 | \$7,387.18 | \$0.00 | \$0.00 | \$0.00 | \$253,178.88 |
| 56150 | Instructional Supplies | \$334,588.54 | \$0.00 | \$7,162.28 | \$249,896.50 | \$3,452.47 | \$0.00 | \$0.00 | \$0.00 | \$595,099.79 |
| 56157 | Books And Publications | \$55,191.59 | \$0.00 | \$1,393.08 | \$109,983.68 | \$0.00 | \$0.00 | \$0.00 | \$0.00 | \$166,568.35 |
| 56162 | Safety Equipment | \$37,103.00 | \$0.00 | \$0.00 | \$68,485.83 | \$988.00 | \$0.00 | \$0.00 | \$0.00 | \$106,576.83 |
| 56183 | Fuel(Gas,Diesel,Aviation Etc) | \$0.00 | \$0.00 | \$424.76 | \$30,296.43 | \$0.00 | \$0.00 | \$0.00 | \$0.00 | \$30,721.19 |

Total All Divisions

| Account & Title | State Division Funding | Div III Equalization | Other State | Current Expense Local | Other Local | Federal | Fund 300 | Fund 450 | Total |
|-------------------------------------|------------------------|----------------------|----------------|-----------------------|----------------|---------|----------|----------|-----------------|
| 56200 Transportation Material | \$0.00 | \$0.00 | \$0.00 | \$190.95 | \$0.00 | \$0.00 | \$0.00 | \$0.00 | \$190.95 |
| 56210 Vehicle Materials | \$3,143.36 | \$0.00 | \$2,997.46 | \$84,349.40 | \$0.00 | \$0.00 | \$0.00 | \$0.00 | \$90,490.22 |
| 56211 Equipment Supp & Maint Mat | \$1,996.00 | \$0.00 | \$0.00 | \$330.11 | \$0.00 | \$0.00 | \$0.00 | \$0.00 | \$2,326.11 |
| 56220 Building Materials | \$60,308.19 | \$0.00 | \$0.00 | \$75,011.23 | \$0.00 | \$0.00 | \$0.00 | \$0.00 | \$135,319.42 |
| 56950 Institutional Equipment (Exp) | \$0.00 | \$0.00 | \$0.00 | \$4,177.20 | \$0.00 | \$0.00 | \$0.00 | \$0.00 | \$4,177.20 |
| 56960 Athletic Supplies | \$9,956.06 | \$0.00 | \$0.00 | \$49,556.51 | \$0.00 | \$0.00 | \$0.00 | \$0.00 | \$59,512.57 |
| Supplies and Materials | \$651,599.43 | \$0.00 | \$20,815.34 | \$1,014,669.05 | \$64,861.63 | \$0.00 | \$0.00 | \$0.00 | \$1,751,945.45 |
| 57002 Instructional Equipment | \$0.00 | \$0.00 | \$0.00 | \$52,632.94 | \$0.00 | \$0.00 | \$0.00 | \$0.00 | \$52,632.94 |
| 57004 Athletic Equipment | \$0.00 | \$0.00 | \$0.00 | \$185.30 | \$0.00 | \$0.00 | \$0.00 | \$0.00 | \$185.30 |
| 57010 Office Equipment | \$0.00 | \$0.00 | \$0.00 | \$1,476.32 | \$0.00 | \$0.00 | \$0.00 | \$0.00 | \$1,476.32 |
| 57020 Institutional Equipment | \$0.00 | \$0.00 | \$0.00 | \$0.00 | \$47.53 | \$0.00 | \$0.00 | \$0.00 | \$47.53 |
| 57030 Environmental Equipment | \$2,028.97 | \$0.00 | \$0.00 | \$0.00 | \$0.00 | \$0.00 | \$0.00 | \$0.00 | \$2,028.97 |
| 57040 Multimedia Equipment | \$0.00 | \$0.00 | \$0.00 | \$1,445.00 | \$0.00 | \$0.00 | \$0.00 | \$0.00 | \$1,445.00 |
| 57110 Transportation Equipment | \$0.00 | \$0.00 | \$0.00 | \$1,731.74 | \$0.00 | \$0.00 | \$0.00 | \$0.00 | \$1,731.74 |
| 57411 Communication Equipment | \$0.00 | \$0.00 | \$0.00 | \$13,843.00 | \$0.00 | \$0.00 | \$0.00 | \$0.00 | \$13,843.00 |
| 58300 Building Improvement | \$0.00 | \$0.00 | \$0.00 | \$0.00 | \$419,960.21 | \$0.00 | \$0.00 | \$0.00 | \$419,960.21 |
| Capital Outlay | \$2,028.97 | \$0.00 | \$0.00 | \$71,314.30 | \$420,007.74 | \$0.00 | \$0.00 | \$0.00 | \$493,351.01 |
| GRAND TOTALS | \$30,600,103.09 | \$5,149,405.00 | \$2,435,853.93 | \$15,382,588.43 | \$3,841,669.26 | \$0.00 | \$0.00 | \$0.00 | \$57,409,619.71 |

Total All Divisions

| Account & Title | State Division Funding | Div III Equalization | Other State | Current Expense Local | Other Local | Federal | Fund 300 | Fund 450 | Total |
|-----------------|------------------------|----------------------|-------------|-----------------------|-------------|---------|----------|----------|-------|
|-----------------|------------------------|----------------------|-------------|-----------------------|-------------|---------|----------|----------|-------|

