

Div - 32 Red Clay Consolidated School District

| Account & Title | | State Division Funding | Div III Equalization | Other State | Current Expense Local | Other Local | Federal | Fund 300 | Fund 450 | Total |
|-----------------|-----------------------------|---------------------------|-------------------------|-------------|--------------------------|----------------|----------------|----------|----------|-----------------|
| 46145 | Patient | \$0.00 | \$0.00 | \$1,192.00 | \$0.00 | \$0.00 | \$0.00 | \$0.00 | \$0.00 | \$1,192.00 |
| AcctTotals | | \$0.00 | \$0.00 | \$1,192.00 | \$0.00 | \$0.00 | \$0.00 | \$0.00 | \$0.00 | \$1,192.00 |
| 51004 | Salaries/Wages-Employees | \$24,535.04 | (\$4,138.53) | \$50,996.80 | \$51,674.24 | \$43,700.95 | \$44,522.55 | \$0.00 | \$0.00 | \$211,291.05 |
| 51005 | Overtime Salaries | \$0.00 | \$149,639.81 | \$0.00 | \$191,717.08 | \$142,289.04 | \$56,740.45 | \$0.00 | \$0.00 | \$540,386.38 |
| 51006 | Shift Differential Salary | \$0.00 | \$14,237.88 | \$0.00 | \$10,936.57 | \$3,107.77 | \$3,545.20 | \$0.00 | \$0.00 | \$31,827.42 |
| 51008 | Termination Sals-Vac Leave | \$55,089.03 | \$17,713.16 | \$0.00 | \$14,019.22 | \$0.00 | \$6,599.99 | \$0.00 | \$0.00 | \$93,421.40 |
| 51009 | Termination Sals-Sick Leave | \$131,960.25 | \$12,597.02 | \$0.00 | \$3,011.97 | \$0.00 | \$1,226.91 | \$0.00 | \$0.00 | \$148,796.15 |
| 51100 | Teachers | \$26,257,488.95 | \$3,448,177.71 | \$52,330.40 | \$10,283,981.29 | \$1,043,930.18 | \$4,359,822.81 | \$0.00 | \$0.00 | \$45,445,731.34 |
| 51101 | Substitute Teachers | \$1,714.86 | \$32,148.40 | \$1,485.00 | \$161,496.12 | \$985.50 | \$68,490.75 | \$0.00 | \$0.00 | \$266,320.63 |
| 51102 | Speech & Hearing Teachers | \$151,082.92 | \$21,352.45 | \$0.00 | \$62,199.93 | \$0.00 | \$8,456.05 | \$0.00 | \$0.00 | \$243,091.35 |
| 51103 | Driver's Education Teachers | \$239,207.86 | \$33,899.69 | \$0.00 | \$105,058.88 | \$0.00 | \$12,336.15 | \$0.00 | \$0.00 | \$390,502.58 |
| 51104 | Paraprofessionals | \$56,937.02 | (\$11,133.05) | \$0.00 | \$25,984.91 | \$53,324.60 | \$350,726.50 | \$0.00 | \$0.00 | \$475,839.98 |
| 51105 | Reading Specialists | \$0.00 | \$0.00 | \$0.00 | \$0.00 | \$0.00 | \$340.69 | \$0.00 | \$0.00 | \$340.69 |
| 51106 | Reading Resource Teachers | \$0.00 | \$0.00 | \$0.00 | \$9.12 | \$0.00 | \$0.00 | \$0.00 | \$0.00 | \$9.12 |
| 51108 | Academic Excellence | \$132,474.58 | \$18,700.22 | \$0.00 | \$157,249.09 | \$0.00 | \$1,385.14 | \$0.00 | \$0.00 | \$309,809.03 |
| 51109 | E.P.E.R. Athletic | \$24.48 | \$3,248.25 | \$0.00 | \$477,611.24 | \$15,967.34 | \$131.40 | \$0.00 | \$0.00 | \$496,982.71 |
| 51110 | E.P.E.R. Extra-Curricular | \$0.00 | \$109.16 | \$4,344.00 | \$426,885.33 | \$1,276.00 | \$22,616.71 | \$0.00 | \$0.00 | \$455,231.20 |
| 51111 | E.P.E.R. Miscellaneous | \$33,879.59 | \$97,541.98 | \$98,992.02 | \$348,873.00 | \$39,519.65 | \$436,414.53 | \$0.00 | \$0.00 | \$1,055,220.77 |
| 51130 | Nurses | \$751,872.16 | \$107,981.76 | \$0.00 | \$328,665.04 | \$0.00 | \$38,985.74 | \$0.00 | \$0.00 | \$1,227,504.70 |
| 51131 | Psychologists | \$165,383.14 | \$20,358.99 | \$0.00 | \$69,549.16 | \$0.00 | \$9,845.50 | \$0.00 | \$0.00 | \$265,136.79 |
| 51132 | Visiting Teachers | \$113,098.48 | \$15,882.94 | \$0.00 | \$48,783.58 | \$0.00 | \$5,744.49 | \$0.00 | \$0.00 | \$183,509.49 |
| 51150 | Supervisors | \$365,009.45 | \$75,934.97 | \$0.00 | \$244,214.94 | \$136,978.20 | \$820,449.55 | \$0.00 | \$0.00 | \$1,642,587.11 |
| 51151 | Specialists & Coordinators | \$106,563.95 | \$12,318.63 | \$97,170.13 | \$236,344.77 | \$206,295.58 | \$94,853.55 | \$0.00 | \$0.00 | \$753,546.61 |
| 51155 | Chief School Officer | \$62,357.90 | \$12,210.76 | \$0.00 | \$37,839.91 | \$0.00 | \$4,407.27 | \$0.00 | \$0.00 | \$116,815.84 |
| 51156 | Assistant Superintendents | \$102,921.94 | \$21,437.55 | \$0.00 | \$69,685.30 | \$0.00 | \$8,077.33 | \$0.00 | \$0.00 | \$202,122.12 |

Div - 32 Red Clay Consolidated School District

| Account & Title | | State Division Funding | Div III Equalization | Other State | Current Expense Local | Other Local | Federal | Fund 300 | Fund 450 | Total |
|-----------------|-------------------------------|---------------------------|-------------------------|--------------|--------------------------|----------------|----------------|----------|----------|-----------------|
| 51157 | Admin Assistants | \$46,771.85 | \$7,751.60 | \$0.00 | \$24,184.33 | \$0.00 | \$2,804.62 | \$0.00 | \$0.00 | \$81,512.40 |
| 51165 | Principals Salaries - Confdtl | \$981,267.31 | \$183,779.63 | \$80,390.16 | \$566,059.65 | \$0.00 | \$68,158.73 | \$0.00 | \$0.00 | \$1,879,655.48 |
| 51166 | Assistant Principals | \$886,473.21 | \$223,013.58 | \$0.00 | \$624,741.94 | \$0.00 | \$109,112.64 | \$0.00 | \$0.00 | \$1,843,341.37 |
| 51167 | Admin Secretaries | \$181,644.14 | \$32,731.49 | \$0.00 | \$111,390.87 | \$0.00 | \$12,665.99 | \$0.00 | \$0.00 | \$338,432.49 |
| 51176 | Custodians | \$2,931,219.95 | \$376,744.14 | \$5,605.16 | \$1,180,134.65 | \$232,427.97 | \$134,866.99 | \$0.00 | \$0.00 | \$4,860,998.86 |
| 51180 | Supervisors of Transportation | \$32,302.68 | \$0.00 | \$20,088.08 | \$31,451.44 | \$0.00 | \$0.00 | \$0.00 | \$0.00 | \$83,842.20 |
| 51185 | Financial Secretaries | \$362,660.89 | \$53,317.75 | \$34,409.55 | \$188,762.95 | \$29,128.39 | \$53,850.24 | \$0.00 | \$0.00 | \$722,129.77 |
| 51187 | Food Service Managers | \$236,946.70 | \$0.00 | \$0.00 | \$0.00 | \$118,265.95 | \$0.00 | \$0.00 | \$0.00 | \$355,212.65 |
| 51188 | Food Service Cooks | \$56,781.94 | \$0.00 | \$0.00 | \$0.00 | \$43,198.87 | \$0.00 | \$0.00 | \$0.00 | \$99,980.81 |
| 51190 | Food Service General Workers | \$682,423.97 | \$0.00 | \$0.00 | \$0.00 | \$522,870.65 | \$0.00 | \$0.00 | \$0.00 | \$1,205,294.62 |
| 51192 | Directors | \$258,371.07 | \$48,080.76 | \$0.00 | \$160,175.52 | \$0.00 | \$44,132.70 | \$0.00 | \$0.00 | \$510,760.05 |
| 51193 | Senior Secretaries | \$0.00 | \$0.00 | \$32,335.66 | \$0.00 | \$0.00 | \$0.00 | \$0.00 | \$0.00 | \$32,335.66 |
| 51194 | Secretaries | \$217,995.44 | \$21,768.28 | \$0.00 | \$67,603.11 | \$9,438.83 | \$13,661.74 | \$0.00 | \$0.00 | \$330,467.40 |
| 51195 | Clerks | \$920,023.38 | \$91,646.75 | \$0.00 | \$290,826.48 | \$0.00 | \$34,396.92 | \$0.00 | \$0.00 | \$1,336,893.53 |
| 51196 | Salaries - General | \$105,904.94 | \$159,670.58 | \$405,280.48 | \$1,028,721.02 | \$392,643.27 | \$1,331,521.32 | \$0.00 | \$0.00 | \$3,423,741.61 |
| Salaries | | \$36,652,389.07 | \$5,298,724.31 | \$883,427.44 | \$17,629,842.65 | \$3,035,348.74 | \$8,160,891.15 | \$0.00 | \$0.00 | \$71,660,623.36 |
| 52001 | Pensions/Employer'S Share | \$6,838,775.05 | \$728,134.33 | \$136,056.02 | \$3,328,959.09 | \$508,187.28 | \$1,434,979.16 | \$0.00 | \$0.00 | \$12,975,090.93 |
| 52002 | Health Ins/Employers' Sh | \$9,900,334.81 | \$123,126.82 | \$101,638.10 | \$1,158,517.95 | \$193,651.28 | \$989,587.75 | \$0.00 | \$0.00 | \$12,466,856.71 |
| 52004 | Group Life Insurance | \$131.56 | \$8,006.22 | \$710.07 | \$46,018.42 | \$5,399.67 | \$10,724.26 | \$0.00 | \$0.00 | \$70,990.20 |
| 52005 | Workmen'S Compensation | \$714,789.10 | \$70,089.50 | \$17,243.12 | \$376,974.28 | \$59,225.21 | \$159,026.52 | \$0.00 | \$0.00 | \$1,397,347.73 |
| 52006 | Emplyr Sh/Social Security | \$2,149,389.48 | \$230,983.38 | \$52,762.28 | \$1,225,879.16 | \$190,718.07 | \$501,674.35 | \$0.00 | \$0.00 | \$4,351,406.72 |
| 52009 | Unemployment Ins Benefits | \$62,263.15 | \$6,105.52 | \$1,506.68 | \$32,827.78 | \$5,161.36 | \$13,863.45 | \$0.00 | \$0.00 | \$121,727.94 |
| 52010 | Prescription Plan | \$0.00 | \$0.00 | \$0.00 | \$30.09 | \$0.00 | \$5.37 | \$0.00 | \$0.00 | \$35.46 |
| 52011 | Dental Plan | \$1,294.25 | \$98,881.80 | \$11,154.56 | \$662,812.53 | \$113,958.19 | \$146,988.04 | \$0.00 | \$0.00 | \$1,035,089.37 |
| 52015 | Disability Insurance | \$82.76 | \$4,909.92 | \$545.22 | \$31,358.26 | \$3,853.57 | \$6,892.50 | \$0.00 | \$0.00 | \$47,642.23 |

Div - 32 Red Clay Consolidated School District

| Account & Title | | State Division Funding | Div III Equalization | Other State | Current Expense Local | Other Local | Federal | Fund 300 | Fund 450 | Total |
|-----------------|--------------------------------|---------------------------|-------------------------|--------------|--------------------------|----------------|----------------|----------|----------|-----------------|
| 52016 | Employer's Share-Medicare | \$507,475.17 | \$54,020.13 | \$12,543.68 | \$290,945.61 | \$45,027.82 | \$118,582.22 | \$0.00 | \$0.00 | \$1,028,594.63 |
| 52019 | Flex Credit Vision | \$161.00 | \$8,298.07 | \$1,144.01 | \$53,813.58 | \$13,226.34 | \$11,129.15 | \$0.00 | \$0.00 | \$87,772.15 |
| Benefits | | \$20,174,696.33 | \$1,332,555.69 | \$335,303.74 | \$7,208,136.75 | \$1,138,408.79 | \$3,393,452.77 | \$0.00 | \$0.00 | \$33,582,554.07 |
| 54004 | Lodging-Hotl/Motl-W/In St | \$0.00 | \$0.00 | \$0.00 | \$720.00 | \$0.00 | \$0.00 | \$0.00 | \$0.00 | \$720.00 |
| 54005 | Other Travel-W/In State | \$8.00 | \$0.00 | \$7,939.19 | \$92,039.37 | \$14,162.97 | \$73,548.93 | \$0.00 | \$0.00 | \$187,698.46 |
| 54102 | Common Carrier/Out-State | \$0.00 | \$0.00 | \$0.00 | \$34,020.00 | \$0.00 | \$6,676.60 | \$0.00 | \$0.00 | \$40,696.60 |
| 54104 | Lodg-Hotl, Motl/Out-State | \$0.00 | \$0.00 | \$0.00 | \$899.48 | \$0.00 | \$8,906.07 | \$0.00 | \$0.00 | \$9,805.55 |
| 54105 | Other Travel/Out-State | \$0.00 | \$0.00 | \$0.00 | \$3,434.75 | \$3,016.17 | \$3,787.68 | \$0.00 | \$0.00 | \$10,238.60 |
| 55000 | Other Professional Service | \$284,626.30 | \$0.00 | \$330,328.34 | \$3,511,415.72 | \$472,730.06 | \$3,511,625.44 | \$0.00 | \$0.00 | \$8,110,725.86 |
| 55010 | Medical Services | \$10,134.18 | \$0.00 | \$350,547.50 | \$2,706.40 | \$465,927.70 | \$2,327.00 | \$0.00 | \$0.00 | \$831,642.78 |
| 55020 | Legal Services | \$58,597.90 | \$0.00 | \$0.00 | \$346,741.88 | \$0.00 | \$0.00 | \$0.00 | \$0.00 | \$405,339.78 |
| 55051 | Consultants | \$0.00 | \$0.00 | \$400.00 | \$44,785.72 | \$0.00 | \$53,640.00 | \$0.00 | \$0.00 | \$98,825.72 |
| 55061 | Temporary Employment Service | \$0.00 | \$0.00 | \$18,830.00 | \$1,266,541.78 | \$5,187.17 | \$6,330.00 | \$0.00 | \$0.00 | \$1,296,888.95 |
| 55073 | Computer Services | \$10,715.25 | \$0.00 | \$0.00 | \$42,758.03 | \$0.00 | \$7,730.46 | \$0.00 | \$0.00 | \$61,203.74 |
| 55074 | Environmental Services | \$1,660.00 | \$0.00 | \$0.00 | \$1,300.55 | \$0.00 | \$100.00 | \$0.00 | \$0.00 | \$3,060.55 |
| 55101 | Postage | \$21,950.31 | \$0.00 | \$28.97 | \$64,845.34 | \$6,761.31 | \$5,774.17 | \$0.00 | \$0.00 | \$99,360.10 |
| 55103 | Freight | \$0.00 | \$0.00 | \$0.00 | \$85.50 | \$0.00 | \$1,471.47 | \$0.00 | \$0.00 | \$1,556.97 |
| 55120 | Communications Devices/Systems | \$0.00 | \$0.00 | \$0.00 | \$66,397.00 | \$0.00 | \$42,792.00 | \$0.00 | \$0.00 | \$109,189.00 |
| 55125 | Telecommunication | \$85,007.76 | \$0.00 | \$2,797.68 | \$174,697.09 | \$2,852.23 | \$2,918.87 | \$0.00 | \$0.00 | \$268,273.63 |
| 55200 | Public Utilities | \$97,934.83 | \$0.00 | \$560.00 | \$363,912.42 | \$0.00 | \$0.00 | \$0.00 | \$0.00 | \$462,407.25 |
| 55203 | Energy | \$3,081,704.94 | \$0.00 | \$0.00 | \$1,032,562.21 | \$0.00 | \$0.00 | \$0.00 | \$0.00 | \$4,114,267.15 |
| 55313 | Medical Services & Supplie | \$0.00 | \$0.00 | \$0.00 | \$0.00 | \$0.00 | \$39,310.00 | \$0.00 | \$0.00 | \$39,310.00 |
| 55314 | Clothing & Incidentals | \$0.00 | \$0.00 | \$550.00 | \$5,302.06 | \$9,276.91 | \$3,890.04 | \$0.00 | \$0.00 | \$19,019.01 |
| 55338 | Special Placements | \$0.00 | \$0.00 | \$0.00 | \$0.00 | \$5,376.00 | \$0.00 | \$0.00 | \$0.00 | \$5,376.00 |
| 55371 | Tuition Reimbursements | \$0.00 | \$0.00 | \$80.00 | \$0.00 | \$0.00 | \$0.00 | \$0.00 | \$0.00 | \$80.00 |

Div - 32 Red Clay Consolidated School District

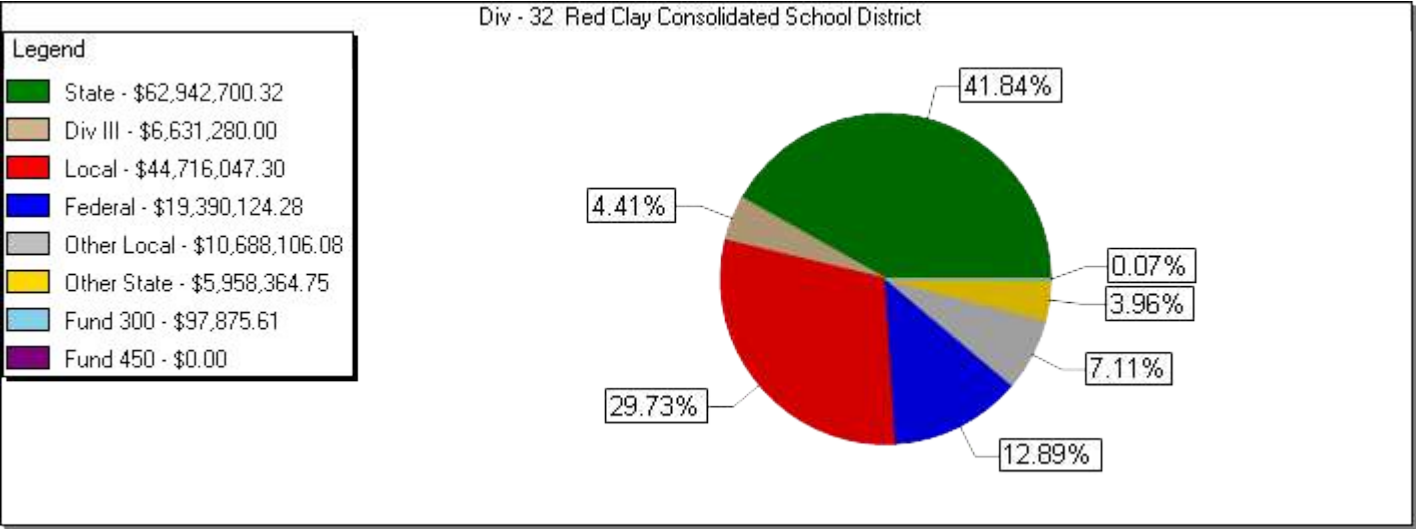
| Account & Title | | State Division Funding | Div III Equalization | Other State | Current Expense Local | Other Local | Federal | Fund 300 | Fund 450 | Total |
|--------------------|--------------------------------|---------------------------|-------------------------|----------------|--------------------------|----------------|----------------|-------------|----------|-----------------|
| 55372 | Tuition Instate Pub Sch | \$0.00 | \$0.00 | \$0.00 | \$0.00 | \$302,975.47 | \$0.00 | \$0.00 | \$0.00 | \$302,975.47 |
| 55373 | Tuition Out/St Or Private | \$0.00 | \$0.00 | \$285,835.78 | \$0.00 | \$311,279.54 | \$0.00 | \$0.00 | \$0.00 | \$597,115.32 |
| 55400 | Equipment Rental | \$239,870.79 | \$0.00 | \$2,554,663.72 | \$1,215,332.87 | \$41,437.01 | \$143,202.63 | \$0.00 | \$0.00 | \$4,194,507.02 |
| 55402 | Buildings - Office Space | \$125,266.68 | \$0.00 | \$0.00 | \$390,798.41 | \$0.00 | \$0.00 | \$0.00 | \$0.00 | \$516,065.09 |
| 55434 | Fleet Rental | \$0.00 | \$0.00 | \$300.00 | \$2,784.12 | \$0.00 | \$0.00 | \$0.00 | \$0.00 | \$3,084.12 |
| 55440 | Other Rental | \$794.33 | \$0.00 | \$26,360.06 | \$40,047.90 | \$910.55 | \$0.00 | \$0.00 | \$0.00 | \$68,112.84 |
| 55452 | Insurance | \$99,533.90 | \$0.00 | \$0.00 | \$300,275.76 | \$0.00 | \$0.00 | \$0.00 | \$0.00 | \$399,809.66 |
| 55500 | Building/Grounds Repair | \$395,198.06 | \$0.00 | \$506,151.60 | \$928,224.78 | \$411,276.17 | \$0.00 | \$75,562.61 | \$0.00 | \$2,316,413.22 |
| 55506 | Custodial Svc Ofc/Bldg/Grd | \$0.00 | \$0.00 | \$0.00 | \$1,454.22 | \$0.00 | \$0.00 | \$0.00 | \$0.00 | \$1,454.22 |
| 55507 | Maintenance | \$0.00 | \$0.00 | \$1,515.51 | \$31,147.65 | \$16,412.90 | \$0.00 | \$0.00 | \$0.00 | \$49,076.06 |
| 55510 | Equipment Repair | \$5,794.22 | \$0.00 | \$30,158.67 | \$164,999.29 | \$101,834.51 | \$401.58 | \$0.00 | \$0.00 | \$303,188.27 |
| 55600 | Printing & Binding | \$0.00 | \$0.00 | \$54.00 | \$47,145.85 | \$208.16 | \$1,083.00 | \$0.00 | \$0.00 | \$48,491.01 |
| 55610 | Advertising | \$0.00 | \$0.00 | \$0.00 | \$14,302.36 | \$11,803.85 | \$1,575.00 | \$0.00 | \$0.00 | \$27,681.21 |
| 55631 | Assoc Dues And Conf Fees | \$4,501.60 | \$0.00 | \$35,263.21 | \$83,731.63 | (\$2,162.00) | \$83,194.90 | \$0.00 | \$0.00 | \$204,529.34 |
| 55633 | Permit/Certs/Trans/MisFee/Lics | \$0.00 | \$0.00 | \$50.00 | \$3,524.00 | \$718.00 | \$83,852.80 | \$0.00 | \$0.00 | \$88,144.80 |
| 55635 | Laundry Service | \$0.00 | \$0.00 | \$79.60 | \$162.61 | \$0.00 | \$0.00 | \$0.00 | \$0.00 | \$242.21 |
| 55641 | Food Service | \$0.00 | \$0.00 | \$228.77 | \$15,000.45 | \$10,420.00 | \$9,277.16 | \$0.00 | \$0.00 | \$34,926.38 |
| 55647 | Student Body Activity | \$0.00 | \$0.00 | \$8,876.50 | \$97,177.48 | \$2,240.50 | \$167,665.37 | \$0.00 | \$0.00 | \$275,959.85 |
| 55648 | Indirect Cost | \$0.00 | \$0.00 | \$0.00 | \$0.00 | \$0.00 | \$1,489,411.08 | \$0.00 | \$0.00 | \$1,489,411.08 |
| 55658 | Reimburse Non State Emp Travel | \$0.00 | \$0.00 | \$0.00 | \$461.52 | \$0.00 | \$0.00 | \$0.00 | \$0.00 | \$461.52 |
| 55667 | Training | \$7,725.00 | \$0.00 | \$0.00 | \$32,200.53 | \$0.00 | \$84,098.44 | \$0.00 | \$0.00 | \$124,023.97 |
| 55668 | Non-State Employee Training | \$15,000.00 | \$0.00 | \$1,499.26 | \$5,713.00 | \$0.00 | \$0.00 | \$0.00 | \$0.00 | \$22,212.26 |
| 55692 | Sanitary Services | \$150,000.00 | \$0.00 | \$0.00 | \$58,582.04 | \$0.00 | \$0.00 | \$0.00 | \$0.00 | \$208,582.04 |
| 55712 | Reloc & Adj-Pub/Priv-Util | \$0.00 | \$0.00 | \$0.00 | \$0.00 | \$14,120.00 | \$0.00 | \$0.00 | \$0.00 | \$14,120.00 |
| 55714 | Moving Costs/Business | \$0.00 | \$0.00 | \$0.00 | \$3,012.00 | \$0.00 | \$0.00 | \$0.00 | \$0.00 | \$3,012.00 |
| Purchased Services | | \$4,696,024.05 | \$0.00 | \$4,163,098.36 | \$10,491,243.77 | \$2,208,765.18 | \$5,834,590.69 | \$75,562.61 | \$0.00 | \$27,469,284.66 |

Div - 32 Red Clay Consolidated School District

| Account & Title | | State Division Funding | Div III Equalization | Other State | Current Expense Local | Other Local | Federal | Fund 300 | Fund 450 | Total |
|------------------------|-------------------------------|------------------------|----------------------|--------------|-----------------------|----------------|----------------|----------|----------|-----------------|
| 56000 | Office Supplies | \$45,944.35 | \$0.00 | \$31,115.85 | \$542,891.82 | \$41,254.90 | \$36,331.91 | \$0.00 | \$0.00 | \$697,538.83 |
| 56006 | Multimedia Supplies | \$0.00 | \$0.00 | \$0.00 | \$0.00 | \$0.00 | \$2,814.00 | \$0.00 | \$0.00 | \$2,814.00 |
| 56010 | Administrative Supplies | \$0.00 | \$0.00 | \$0.00 | \$3,471.18 | \$0.00 | \$0.00 | \$0.00 | \$0.00 | \$3,471.18 |
| 56011 | Promotional Supplies | \$0.00 | \$0.00 | \$0.00 | \$8,311.09 | \$0.00 | \$0.00 | \$0.00 | \$0.00 | \$8,311.09 |
| 56070 | Institutional Supplies | \$0.00 | \$0.00 | \$0.00 | \$0.00 | \$312,915.56 | \$89.95 | \$0.00 | \$0.00 | \$313,005.51 |
| 56110 | Operating Supplies | \$10,650.24 | \$0.00 | \$244.61 | \$93,653.19 | \$181,630.73 | \$30,325.00 | \$0.00 | \$0.00 | \$316,503.77 |
| 56111 | Food | \$305.75 | \$0.00 | \$17,799.44 | \$57,655.89 | \$1,898,736.35 | \$9,871.18 | \$0.00 | \$0.00 | \$1,984,368.61 |
| 56120 | Clothing & Linens | \$0.00 | \$0.00 | \$0.00 | \$0.00 | \$0.00 | \$2,500.00 | \$0.00 | \$0.00 | \$2,500.00 |
| 56128 | Medical Supplies | \$5,471.16 | \$0.00 | \$0.00 | \$17,379.58 | \$4,320.53 | \$361.55 | \$0.00 | \$0.00 | \$27,532.82 |
| 56141 | Custodial Supplies | \$126,021.35 | \$0.00 | \$0.00 | \$284,116.80 | \$38,469.67 | \$0.00 | \$0.00 | \$0.00 | \$448,607.82 |
| 56145 | Computer Supplies | \$294,632.86 | \$0.00 | \$15,155.07 | \$1,687,899.84 | \$61,887.99 | \$1,002,639.58 | \$0.00 | \$0.00 | \$3,062,215.34 |
| 56150 | Instructional Supplies | \$552,286.44 | \$0.00 | \$180,016.27 | \$2,839,615.93 | \$25,931.14 | \$679,514.30 | \$0.00 | \$0.00 | \$4,277,364.08 |
| 56157 | Books And Publications | \$16,392.19 | \$0.00 | \$0.00 | \$127,035.95 | \$3,526.15 | \$82,408.54 | \$0.00 | \$0.00 | \$229,362.83 |
| 56162 | Safety Equipment | \$0.00 | \$0.00 | \$0.00 | \$53,186.36 | \$0.00 | \$0.00 | \$0.00 | \$0.00 | \$53,186.36 |
| 56183 | Fuel(Gas,Diesel,Aviation Etc) | \$25,003.64 | \$0.00 | \$82,756.81 | \$174,794.04 | \$7,613.10 | \$26.53 | \$0.00 | \$0.00 | \$290,194.12 |
| 56210 | Vehicle Materials | \$20,022.95 | \$0.00 | \$23,172.07 | \$59,871.41 | \$0.00 | \$0.00 | \$0.00 | \$0.00 | \$103,066.43 |
| 56211 | Equipment Supp & Maint Mat | \$0.00 | \$0.00 | \$0.00 | \$761.17 | \$55,648.50 | \$0.00 | \$0.00 | \$0.00 | \$56,409.67 |
| 56220 | Building Materials | \$239,750.89 | \$0.00 | \$206,988.09 | \$409,244.38 | \$138,877.07 | \$2,307.80 | \$0.00 | \$0.00 | \$997,168.23 |
| 56230 | Highway/Grounds Materials | \$0.00 | \$0.00 | \$0.00 | \$2,500.00 | \$0.00 | \$0.00 | \$0.00 | \$0.00 | \$2,500.00 |
| 56950 | Institutional Equipment (Exp) | \$0.00 | \$0.00 | \$0.00 | \$13,041.36 | \$0.00 | \$0.00 | \$0.00 | \$0.00 | \$13,041.36 |
| 56960 | Athletic Supplies | \$50,345.11 | \$0.00 | \$640.00 | \$291,722.46 | \$12,023.00 | \$0.00 | \$0.00 | \$0.00 | \$354,730.57 |
| Supplies and Materials | | \$1,386,826.93 | \$0.00 | \$557,888.21 | \$6,667,152.45 | \$2,782,834.69 | \$1,849,190.34 | \$0.00 | \$0.00 | \$13,243,892.62 |
| 57002 | Instructional Equipment | \$858.97 | \$0.00 | \$0.00 | \$5,418.59 | \$0.00 | \$0.00 | \$0.00 | \$0.00 | \$6,277.56 |
| 57004 | Athletic Equipment | \$7,990.76 | \$0.00 | \$0.00 | \$16,021.76 | \$0.00 | \$1,138.33 | \$0.00 | \$0.00 | \$25,150.85 |
| 57010 | Office Equipment | \$8,175.16 | \$0.00 | \$0.00 | \$124,915.61 | \$0.00 | \$0.00 | \$0.00 | \$0.00 | \$133,090.77 |

Div - 32 Red Clay Consolidated School District

| Account & Title | State Division Funding | Div III Equalization | Other State | Current Expense Local | Other Local | Federal | Fund 300 | Fund 450 | Total |
|----------------------------------|------------------------|----------------------|----------------|-----------------------|-----------------|-----------------|-------------|----------|------------------|
| 57030 Environmental Equipment | \$131.64 | \$0.00 | \$0.00 | \$0.00 | \$0.00 | \$0.00 | \$0.00 | \$0.00 | \$131.64 |
| 57040 Multimedia Equipment | \$14,861.41 | \$0.00 | \$1,160.00 | \$2,678.98 | \$0.00 | \$0.00 | \$0.00 | \$0.00 | \$18,700.39 |
| 57110 Transportation Equipment | \$0.00 | \$0.00 | \$16,295.00 | \$266,311.96 | \$0.00 | \$0.00 | \$0.00 | \$0.00 | \$282,606.96 |
| 57210 Shop Machinery/Equip/Tools | \$746.00 | \$0.00 | \$0.00 | \$19,301.31 | \$0.00 | \$0.00 | \$0.00 | \$0.00 | \$20,047.31 |
| 57310 Refrig/Air Condit/Heat | \$0.00 | \$0.00 | \$0.00 | \$1,694.70 | \$0.00 | \$0.00 | \$0.00 | \$0.00 | \$1,694.70 |
| 57411 Communication Equipment | \$0.00 | \$0.00 | \$0.00 | \$5,621.50 | \$147,967.80 | \$0.00 | \$0.00 | \$0.00 | \$153,589.30 |
| 58000 Land | \$0.00 | \$0.00 | \$0.00 | \$3,199.22 | \$0.00 | \$0.00 | \$0.00 | \$0.00 | \$3,199.22 |
| 58300 Building Improvement | \$0.00 | \$0.00 | \$0.00 | \$1,804,584.85 | \$1,263,936.86 | \$150,861.00 | \$22,313.00 | \$0.00 | \$3,241,695.71 |
| 58600 Pub Wrk (Otr Thn Bldg/Hwy) | \$0.00 | \$0.00 | \$0.00 | \$469,923.20 | \$110,844.02 | \$0.00 | \$0.00 | \$0.00 | \$580,767.22 |
| Capital Outlay | \$32,763.94 | \$0.00 | \$17,455.00 | \$2,719,671.68 | \$1,522,748.68 | \$151,999.33 | \$22,313.00 | \$0.00 | \$4,466,951.63 |
| GRAND TOTALS | \$62,942,700.32 | \$6,631,280.00 | \$5,958,364.75 | \$44,716,047.30 | \$10,688,106.08 | \$19,390,124.28 | \$97,875.61 | \$0.00 | \$150,424,498.34 |



Div - 54 Meadowood School

| Account & Title | | State Division Funding | Div III Equalization | Other State | Current Expense Local | Other Local | Federal | Fund 300 | Fund 450 | Total |
|-----------------|-------------------------------|---------------------------|-------------------------|--------------|--------------------------|-------------|---------|----------|----------|----------------|
| 51004 | Salaries/Wages-Employees | \$0.00 | \$0.00 | \$2,935.77 | \$1,117.50 | \$1,437.42 | \$0.00 | \$0.00 | \$0.00 | \$5,490.69 |
| 51005 | Overtime Salaries | \$0.00 | \$0.00 | \$0.00 | \$98.25 | \$0.00 | \$0.00 | \$0.00 | \$0.00 | \$98.25 |
| 51008 | Termination Sals-Vac Leave | \$5,299.57 | \$0.00 | \$0.00 | \$2,605.63 | \$0.00 | \$0.00 | \$0.00 | \$0.00 | \$7,905.20 |
| 51009 | Termination Sals-Sick Leave | \$3,525.98 | \$0.00 | \$0.00 | \$0.00 | \$0.00 | \$0.00 | \$0.00 | \$0.00 | \$3,525.98 |
| 51100 | Teachers | \$624,638.55 | \$153,506.31 | \$0.00 | \$476,900.69 | \$0.00 | \$0.00 | \$0.00 | \$0.00 | \$1,255,045.55 |
| 51101 | Substitute Teachers | \$0.00 | \$2,838.48 | \$0.00 | \$5,310.23 | \$0.00 | \$0.00 | \$0.00 | \$0.00 | \$8,148.71 |
| 51104 | Paraprofessionals | \$744,512.46 | \$35,526.97 | \$0.00 | \$187,919.64 | \$0.00 | \$0.00 | \$0.00 | \$0.00 | \$967,959.07 |
| 51111 | E.P.E.R. Miscellaneous | \$68.77 | \$100.00 | \$0.00 | \$2,497.78 | \$0.00 | \$0.00 | \$0.00 | \$0.00 | \$2,666.55 |
| 51130 | Nurses | \$22,417.11 | \$1,295.47 | \$0.00 | \$14,210.72 | \$0.00 | \$0.00 | \$0.00 | \$0.00 | \$37,923.30 |
| 51165 | Principals Salaries - Confdtl | \$40,139.39 | \$6,519.07 | \$0.00 | \$32,251.98 | \$0.00 | \$0.00 | \$0.00 | \$0.00 | \$78,910.44 |
| 51166 | Assistant Principals | \$34,011.81 | \$3,174.28 | \$0.00 | \$22,670.78 | \$0.00 | \$0.00 | \$0.00 | \$0.00 | \$59,856.87 |
| 51176 | Custodians | \$54,149.21 | \$4,634.98 | \$0.00 | \$22,415.14 | \$0.00 | \$0.00 | \$0.00 | \$0.00 | \$81,199.33 |
| 51195 | Clerks | \$24,749.18 | \$2,855.34 | \$0.00 | \$8,772.90 | \$0.00 | \$0.00 | \$0.00 | \$0.00 | \$36,377.42 |
| 51196 | Salaries - General | \$154,262.64 | \$52,971.53 | \$282,350.06 | \$427,712.32 | \$0.00 | \$0.00 | \$0.00 | \$0.00 | \$917,296.55 |
| Salaries | | \$1,707,774.67 | \$263,422.43 | \$285,285.83 | \$1,204,483.56 | \$1,437.42 | \$0.00 | \$0.00 | \$0.00 | \$3,462,403.91 |
| 52001 | Pensions/Employer'S Share | \$316,088.53 | \$38,598.93 | \$53,795.46 | \$209,910.92 | \$269.67 | \$0.00 | \$0.00 | \$0.00 | \$618,663.51 |
| 52002 | Health Ins/Employers' Sh | \$602,226.51 | \$26,821.75 | \$80,208.98 | \$125,525.44 | \$0.00 | \$0.00 | \$0.00 | \$0.00 | \$834,782.68 |
| 52004 | Group Life Insurance | \$79.32 | \$367.61 | \$276.79 | \$1,564.99 | \$0.00 | \$0.00 | \$0.00 | \$0.00 | \$2,288.71 |
| 52005 | Workmen'S Compensation | \$33,301.16 | \$4,258.20 | \$5,645.29 | \$24,284.24 | \$28.03 | \$0.00 | \$0.00 | \$0.00 | \$67,516.92 |
| 52006 | Emplyr Sh/Social Security | \$99,942.10 | \$14,177.99 | \$17,185.86 | \$81,494.25 | \$77.35 | \$0.00 | \$0.00 | \$0.00 | \$212,877.55 |
| 52009 | Unemployment Ins Benefits | \$2,900.50 | \$372.70 | \$490.21 | \$2,116.07 | \$2.44 | \$0.00 | \$0.00 | \$0.00 | \$5,881.92 |
| 52011 | Dental Plan | \$2,455.79 | \$9,025.73 | \$8,861.38 | \$49,804.47 | \$0.00 | \$0.00 | \$0.00 | \$0.00 | \$70,147.37 |
| 52015 | Disability Insurance | \$46.44 | \$227.16 | \$105.52 | \$1,189.13 | \$0.00 | \$0.00 | \$0.00 | \$0.00 | \$1,568.25 |
| 52016 | Employer's Share-Medicare | \$23,389.06 | \$3,330.95 | \$4,019.39 | \$19,059.05 | \$18.08 | \$0.00 | \$0.00 | \$0.00 | \$49,816.53 |
| 52019 | Flex Credit Vision | \$196.67 | \$631.55 | \$867.85 | \$3,241.14 | \$0.00 | \$0.00 | \$0.00 | \$0.00 | \$4,937.21 |

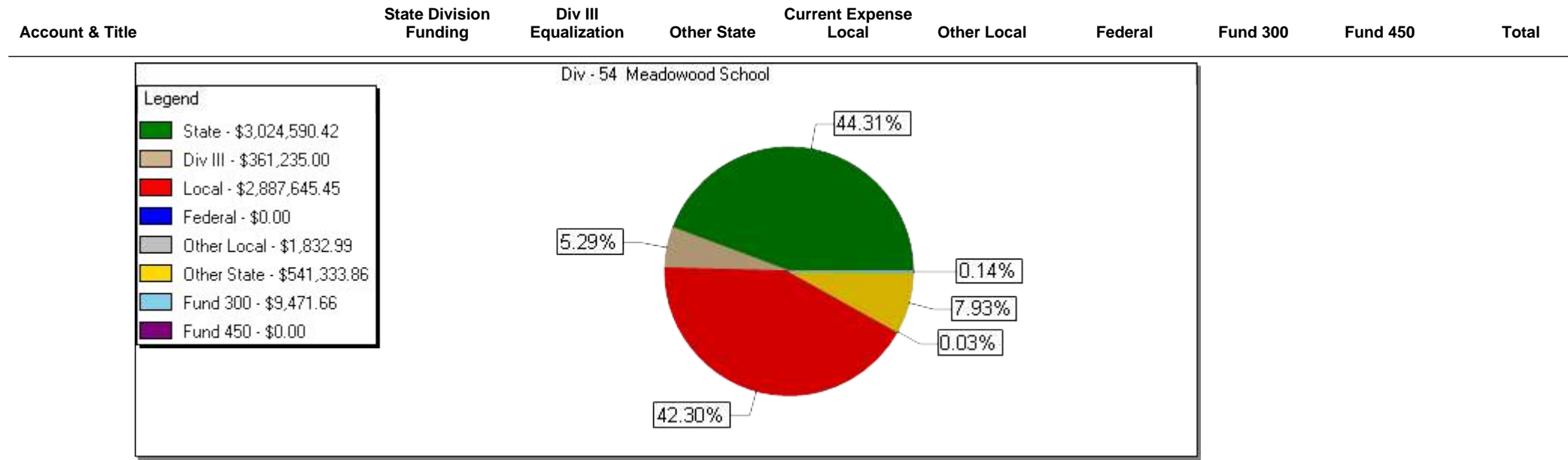
Div - 54 Meadowood School

| Account & Title | | State Division Funding | Div III Equalization | Other State | Current Expense Local | Other Local | Federal | Fund 300 | Fund 450 | Total |
|--------------------|--------------------------------|---------------------------|-------------------------|--------------|--------------------------|-------------|---------|------------|----------|----------------|
| Benefits | | \$1,080,626.08 | \$97,812.57 | \$171,456.73 | \$518,189.70 | \$395.57 | \$0.00 | \$0.00 | \$0.00 | \$1,868,480.65 |
| 54005 | Other Travel-W/In State | \$7,778.32 | \$0.00 | \$0.00 | \$2,136.31 | \$0.00 | \$0.00 | \$0.00 | \$0.00 | \$9,914.63 |
| 55000 | Other Professional Service | \$0.00 | \$0.00 | \$310.00 | \$651,469.21 | \$0.00 | \$0.00 | \$0.00 | \$0.00 | \$651,779.21 |
| 55010 | Medical Services | \$1,955.76 | \$0.00 | \$0.00 | \$296,254.39 | \$0.00 | \$0.00 | \$0.00 | \$0.00 | \$298,210.15 |
| 55061 | Temporary Employment Service | \$0.00 | \$0.00 | \$0.00 | \$12,750.86 | \$0.00 | \$0.00 | \$0.00 | \$0.00 | \$12,750.86 |
| 55073 | Computer Services | \$0.00 | \$0.00 | \$0.00 | \$0.00 | \$0.00 | \$0.00 | \$0.00 | \$0.00 | \$0.00 |
| 55101 | Postage | \$7,571.06 | \$0.00 | \$0.00 | \$836.42 | \$0.00 | \$0.00 | \$0.00 | \$0.00 | \$8,407.48 |
| 55120 | Communications Devices/Systems | \$1,440.00 | \$0.00 | \$0.00 | \$0.00 | \$0.00 | \$0.00 | \$0.00 | \$0.00 | \$1,440.00 |
| 55125 | Telecommunication | \$3,080.00 | \$0.00 | \$1,488.00 | \$9,176.44 | \$0.00 | \$0.00 | \$0.00 | \$0.00 | \$13,744.44 |
| 55200 | Public Utilities | \$9,840.81 | \$0.00 | \$310.00 | \$65.67 | \$0.00 | \$0.00 | \$0.00 | \$0.00 | \$10,216.48 |
| 55203 | Energy | \$144,068.15 | \$0.00 | \$0.00 | \$0.00 | \$0.00 | \$0.00 | \$0.00 | \$0.00 | \$144,068.15 |
| 55400 | Equipment Rental | \$10,916.31 | \$0.00 | \$2,917.77 | \$2,092.19 | \$0.00 | \$0.00 | \$0.00 | \$0.00 | \$15,926.27 |
| 55440 | Other Rental | \$0.00 | \$0.00 | \$9,625.50 | \$7,804.09 | \$0.00 | \$0.00 | \$0.00 | \$0.00 | \$17,429.59 |
| 55452 | Insurance | \$9,557.92 | \$0.00 | \$0.00 | \$293.55 | \$0.00 | \$0.00 | \$0.00 | \$0.00 | \$9,851.47 |
| 55500 | Building/Grounds Repair | \$0.00 | \$0.00 | \$0.00 | \$0.00 | \$0.00 | \$0.00 | \$9,471.66 | \$0.00 | \$9,471.66 |
| 55507 | Maintenance | \$0.00 | \$0.00 | \$424.38 | \$0.00 | \$0.00 | \$0.00 | \$0.00 | \$0.00 | \$424.38 |
| 55510 | Equipment Repair | \$1,050.72 | \$0.00 | \$14,463.26 | \$26,603.00 | \$0.00 | \$0.00 | \$0.00 | \$0.00 | \$42,116.98 |
| 55631 | Assoc Dues And Conf Fees | \$390.00 | \$0.00 | \$0.00 | \$409.09 | \$0.00 | \$0.00 | \$0.00 | \$0.00 | \$799.09 |
| 55633 | Permit/Certs/Trans/MisFee/Lics | \$59.00 | \$0.00 | \$0.00 | \$0.00 | \$0.00 | \$0.00 | \$0.00 | \$0.00 | \$59.00 |
| 55635 | Laundry Service | \$0.00 | \$0.00 | \$44.08 | \$90.02 | \$0.00 | \$0.00 | \$0.00 | \$0.00 | \$134.10 |
| 55641 | Food Service | \$0.00 | \$0.00 | \$0.00 | \$13,033.77 | \$0.00 | \$0.00 | \$0.00 | \$0.00 | \$13,033.77 |
| 55692 | Sanitary Services | \$298.75 | \$0.00 | \$0.00 | \$2,458.24 | \$0.00 | \$0.00 | \$0.00 | \$0.00 | \$2,756.99 |
| Purchased Services | | \$198,006.80 | \$0.00 | \$29,582.99 | \$1,025,473.25 | \$0.00 | \$0.00 | \$9,471.66 | \$0.00 | \$1,262,534.70 |
| 56000 | Office Supplies | \$23,386.96 | \$0.00 | \$13,316.25 | \$20,307.97 | \$0.00 | \$0.00 | \$0.00 | \$0.00 | \$57,011.18 |
| 56111 | Food | \$0.00 | \$0.00 | \$0.00 | \$131.07 | \$0.00 | \$0.00 | \$0.00 | \$0.00 | \$131.07 |

Div - 54 Meadowood School

| Account & Title | | State Division Funding | Div III Equalization | Other State | Current Expense Local | Other Local | Federal | Fund 300 | Fund 450 | Total |
|------------------------|-------------------------------|---------------------------|-------------------------|--------------|--------------------------|-------------|---------|------------|----------|----------------|
| 56128 | Medical Supplies | \$31.67 | \$0.00 | \$0.00 | \$661.67 | \$0.00 | \$0.00 | \$0.00 | \$0.00 | \$693.34 |
| 56145 | Computer Supplies | \$0.00 | \$0.00 | \$2,060.57 | \$16,792.29 | \$0.00 | \$0.00 | \$0.00 | \$0.00 | \$18,852.86 |
| 56150 | Instructional Supplies | \$8,925.85 | \$0.00 | \$59.00 | \$8,548.99 | \$0.00 | \$0.00 | \$0.00 | \$0.00 | \$17,533.84 |
| 56183 | Fuel(Gas,Diesel,Aviation Etc) | \$2,655.47 | \$0.00 | \$30,000.00 | \$55,421.52 | \$0.00 | \$0.00 | \$0.00 | \$0.00 | \$88,076.99 |
| 56210 | Vehicle Materials | \$0.00 | \$0.00 | \$9,572.49 | \$37,332.65 | \$0.00 | \$0.00 | \$0.00 | \$0.00 | \$46,905.14 |
| 56211 | Equipment Supp & Maint Mat | \$0.00 | \$0.00 | \$0.00 | \$75.26 | \$0.00 | \$0.00 | \$0.00 | \$0.00 | \$75.26 |
| 56220 | Building Materials | \$0.00 | \$0.00 | \$0.00 | \$920.53 | \$0.00 | \$0.00 | \$0.00 | \$0.00 | \$920.53 |
| 56960 | Athletic Supplies | \$2,037.92 | \$0.00 | \$0.00 | (\$743.00) | \$0.00 | \$0.00 | \$0.00 | \$0.00 | \$1,294.92 |
| Supplies and Materials | | \$37,037.87 | \$0.00 | \$55,008.31 | \$139,448.95 | \$0.00 | \$0.00 | \$0.00 | \$0.00 | \$231,495.13 |
| 57004 | Athletic Equipment | \$0.00 | \$0.00 | \$0.00 | \$49.99 | \$0.00 | \$0.00 | \$0.00 | \$0.00 | \$49.99 |
| 58300 | Building Improvement | \$1,145.00 | \$0.00 | \$0.00 | \$0.00 | \$0.00 | \$0.00 | \$0.00 | \$0.00 | \$1,145.00 |
| Capital Outlay | | \$1,145.00 | \$0.00 | \$0.00 | \$49.99 | \$0.00 | \$0.00 | \$0.00 | \$0.00 | \$1,194.99 |
| GRAND TOTALS | | \$3,024,590.42 | \$361,235.00 | \$541,333.86 | \$2,887,645.45 | \$1,832.99 | \$0.00 | \$9,471.66 | \$0.00 | \$6,826,109.38 |

Div - 54 Meadowood School



Div - 58 Intensive Learning Center-Red Clay

| Account & Title | | State Division Funding | Div III Equalization | Other State | Current Expense Local | Other Local | Federal | Fund 300 | Fund 450 | Total |
|-----------------|-------------------------------|---------------------------|-------------------------|--------------|--------------------------|-------------|-------------|----------|----------|----------------|
| 51004 | Salaries/Wages-Employees | \$0.00 | \$0.00 | \$6,516.49 | \$7,852.71 | \$1,435.53 | \$0.00 | \$0.00 | \$0.00 | \$15,804.73 |
| 51005 | Overtime Salaries | \$0.00 | \$861.60 | \$0.00 | \$4,464.06 | \$0.00 | \$0.00 | \$0.00 | \$0.00 | \$5,325.66 |
| 51006 | Shift Differential Salary | \$0.00 | \$210.13 | \$0.00 | \$552.07 | \$0.00 | \$0.00 | \$0.00 | \$0.00 | \$762.20 |
| 51009 | Termination Sals-Sick Leave | \$17,793.75 | \$0.00 | \$5,488.20 | \$0.00 | \$0.00 | \$0.00 | \$0.00 | \$0.00 | \$23,281.95 |
| 51100 | Teachers | \$1,243,040.36 | \$300,720.41 | \$0.00 | \$1,014,251.90 | \$0.00 | \$977.28 | \$0.00 | \$0.00 | \$2,558,989.95 |
| 51101 | Substitute Teachers | \$0.00 | \$2,356.00 | \$0.00 | \$12,653.48 | \$0.00 | \$0.00 | \$0.00 | \$0.00 | \$15,009.48 |
| 51104 | Paraprofessionals | \$794,802.41 | \$77,660.67 | \$0.00 | \$232,781.45 | \$0.00 | \$10,652.56 | \$0.00 | \$0.00 | \$1,115,897.09 |
| 51108 | Academic Excellence | \$17,494.82 | \$4,251.84 | \$0.00 | \$14,726.68 | \$0.00 | \$0.00 | \$0.00 | \$0.00 | \$36,473.34 |
| 51110 | E.P.E.R. Extra-Curricular | \$0.00 | \$0.00 | \$0.00 | \$1,547.00 | \$0.00 | \$0.00 | \$0.00 | \$0.00 | \$1,547.00 |
| 51111 | E.P.E.R. Miscellaneous | \$11.18 | \$3,067.25 | \$0.00 | \$15,068.57 | \$0.00 | \$108.00 | \$0.00 | \$0.00 | \$18,255.00 |
| 51165 | Principals Salaries - Confdtl | \$84,836.28 | \$16,676.58 | \$0.00 | \$58,141.09 | \$0.00 | \$0.00 | \$0.00 | \$0.00 | \$159,653.95 |
| 51166 | Assistant Principals | \$44,290.60 | \$7,370.12 | \$0.00 | \$24,432.80 | \$0.00 | \$0.00 | \$0.00 | \$0.00 | \$76,093.52 |
| 51176 | Custodians | \$100,709.33 | \$12,425.86 | \$0.00 | \$41,558.41 | \$0.00 | \$0.00 | \$0.00 | \$0.00 | \$154,693.60 |
| 51193 | Senior Secretaries | \$25,503.61 | \$2,445.33 | \$0.00 | \$8,953.77 | \$0.00 | \$0.00 | \$0.00 | \$0.00 | \$36,902.71 |
| 51195 | Clerks | \$36,455.44 | \$4,044.86 | \$0.00 | \$13,132.22 | \$0.00 | \$0.00 | \$0.00 | \$0.00 | \$53,632.52 |
| 51196 | Salaries - General | \$129,345.92 | \$16,664.10 | \$192,669.89 | \$136,287.75 | \$0.00 | \$0.00 | \$0.00 | \$0.00 | \$474,967.66 |
| Salaries | | \$2,494,283.70 | \$448,754.75 | \$204,674.58 | \$1,586,403.96 | \$1,435.53 | \$11,737.84 | \$0.00 | \$0.00 | \$4,747,290.36 |
| 52001 | Pensions/Employer'S Share | \$463,167.27 | \$40,521.72 | \$37,002.19 | \$327,158.35 | \$269.29 | \$2,101.96 | \$0.00 | \$0.00 | \$870,220.78 |
| 52002 | Health Ins/Employers' Sh | \$787,670.84 | \$16,709.56 | \$62,855.53 | \$204,970.07 | \$0.00 | \$6,117.08 | \$0.00 | \$0.00 | \$1,078,323.08 |
| 52004 | Group Life Insurance | \$76.54 | \$381.95 | \$177.83 | \$4,069.11 | \$0.00 | \$41.48 | \$0.00 | \$0.00 | \$4,746.91 |
| 52005 | Workmen'S Compensation | \$48,638.90 | \$4,370.14 | \$3,975.27 | \$35,332.21 | \$27.98 | \$228.28 | \$0.00 | \$0.00 | \$92,572.78 |
| 52006 | Emplyr Sh/Social Security | \$146,482.20 | \$14,064.42 | \$12,163.82 | \$117,896.00 | \$89.01 | \$793.76 | \$0.00 | \$0.00 | \$291,489.21 |
| 52009 | Unemployment Ins Benefits | \$4,236.38 | \$380.75 | \$347.71 | \$3,076.31 | \$2.44 | \$20.18 | \$0.00 | \$0.00 | \$8,063.77 |
| 52011 | Dental Plan | \$2,955.37 | \$6,476.10 | \$8,396.86 | \$73,153.47 | \$0.00 | \$1,629.71 | \$0.00 | \$0.00 | \$92,611.51 |
| 52015 | Disability Insurance | \$47.38 | \$250.78 | \$98.56 | \$2,759.24 | \$0.00 | \$17.73 | \$0.00 | \$0.00 | \$3,173.69 |

Data Service Center

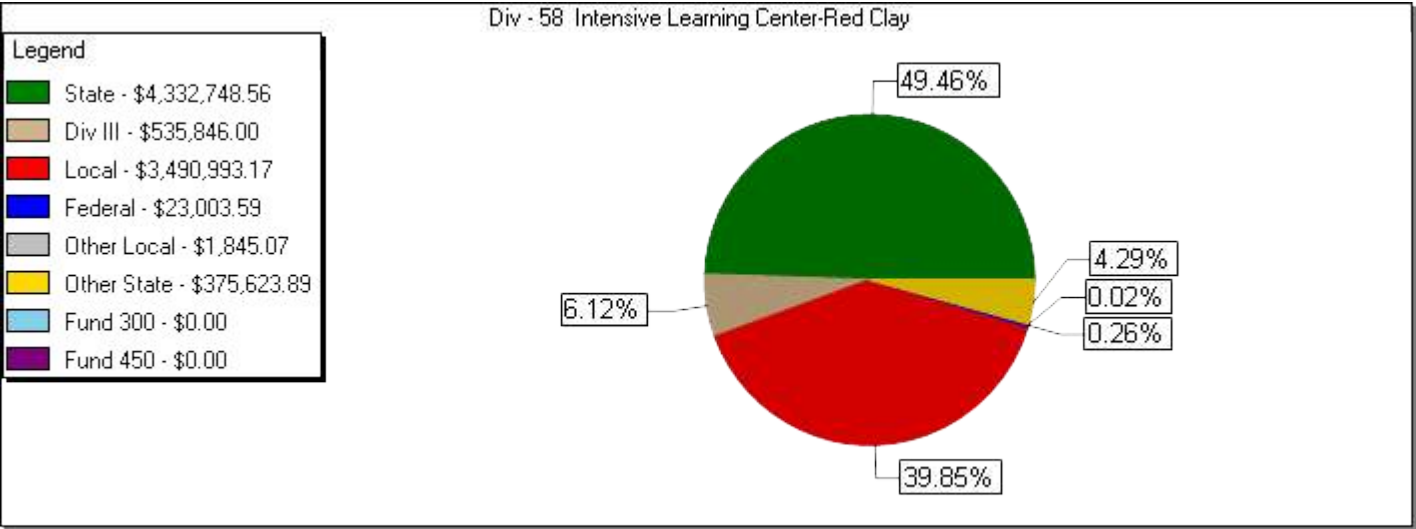
| Account & Title | | State Division Funding | Div III Equalization | Other State | Current Expense Local | Other Local | Federal | Fund 300 | Fund 450 | Total |
|-----------------|--------------------------------|---------------------------|-------------------------|--------------|--------------------------|-------------|-------------|----------|----------|----------------|
| 52016 | Employer's Share-Medicare | \$34,433.18 | \$3,360.39 | \$2,844.52 | \$27,656.31 | \$20.82 | \$192.80 | \$0.00 | \$0.00 | \$68,508.02 |
| 52019 | Flex Credit Vision | \$294.88 | \$575.44 | \$564.39 | \$6,496.41 | \$0.00 | \$122.77 | \$0.00 | \$0.00 | \$8,053.89 |
| Benefits | | \$1,488,002.94 | \$87,091.25 | \$128,426.68 | \$802,567.48 | \$409.54 | \$11,265.75 | \$0.00 | \$0.00 | \$2,517,763.64 |
| 54005 | Other Travel-W/In State | \$2,512.95 | \$0.00 | \$0.00 | \$3,478.12 | \$0.00 | \$0.00 | \$0.00 | \$0.00 | \$5,991.07 |
| 55000 | Other Professional Service | \$0.00 | \$0.00 | \$136.20 | \$786,665.23 | \$0.00 | \$0.00 | \$0.00 | \$0.00 | \$786,801.43 |
| 55010 | Medical Services | \$0.00 | \$0.00 | \$0.00 | \$4,725.70 | \$0.00 | \$0.00 | \$0.00 | \$0.00 | \$4,725.70 |
| 55061 | Temporary Employment Service | \$0.00 | \$0.00 | \$0.00 | \$50,113.14 | \$0.00 | \$0.00 | \$0.00 | \$0.00 | \$50,113.14 |
| 55073 | Computer Services | \$0.00 | \$0.00 | \$0.00 | \$0.00 | \$0.00 | \$0.00 | \$0.00 | \$0.00 | \$0.00 |
| 55101 | Postage | \$108.60 | \$0.00 | \$0.00 | \$1,159.70 | \$0.00 | \$0.00 | \$0.00 | \$0.00 | \$1,268.30 |
| 55120 | Communications Devices/Systems | \$0.00 | \$0.00 | \$0.00 | \$560.00 | \$0.00 | \$0.00 | \$0.00 | \$0.00 | \$560.00 |
| 55125 | Telecommunication | \$6,360.00 | \$0.00 | \$624.00 | \$6,899.81 | \$0.00 | \$0.00 | \$0.00 | \$0.00 | \$13,883.81 |
| 55200 | Public Utilities | \$12,224.36 | \$0.00 | \$130.00 | \$440.49 | \$0.00 | \$0.00 | \$0.00 | \$0.00 | \$12,794.85 |
| 55203 | Energy | \$195,641.78 | \$0.00 | \$0.00 | \$0.00 | \$0.00 | \$0.00 | \$0.00 | \$0.00 | \$195,641.78 |
| 55314 | Clothing & Incidentals | \$1,938.00 | \$0.00 | \$0.00 | \$532.00 | \$0.00 | \$0.00 | \$0.00 | \$0.00 | \$2,470.00 |
| 55400 | Equipment Rental | \$600.00 | \$0.00 | \$65.00 | \$11,082.52 | \$0.00 | \$0.00 | \$0.00 | \$0.00 | \$11,747.52 |
| 55440 | Other Rental | \$0.00 | \$0.00 | \$4,036.50 | \$3,650.23 | \$0.00 | \$0.00 | \$0.00 | \$0.00 | \$7,686.73 |
| 55452 | Insurance | \$9,937.68 | \$0.00 | \$0.00 | \$0.00 | \$0.00 | \$0.00 | \$0.00 | \$0.00 | \$9,937.68 |
| 55507 | Maintenance | \$0.00 | \$0.00 | \$177.96 | \$0.00 | \$0.00 | \$0.00 | \$0.00 | \$0.00 | \$177.96 |
| 55510 | Equipment Repair | \$0.00 | \$0.00 | \$5,826.68 | \$21,486.76 | \$0.00 | \$0.00 | \$0.00 | \$0.00 | \$27,313.44 |
| 55600 | Printing & Binding | \$0.00 | \$0.00 | \$0.00 | \$6.45 | \$0.00 | \$0.00 | \$0.00 | \$0.00 | \$6.45 |
| 55631 | Assoc Dues And Conf Fees | \$2,150.00 | \$0.00 | \$0.00 | \$2,389.97 | \$0.00 | \$0.00 | \$0.00 | \$0.00 | \$4,539.97 |
| 55633 | Permit/Certs/Trans/MisFee/Lics | \$0.00 | \$0.00 | \$0.00 | \$103.00 | \$0.00 | \$0.00 | \$0.00 | \$0.00 | \$103.00 |
| 55635 | Laundry Service | \$0.00 | \$0.00 | \$18.49 | \$37.75 | \$0.00 | \$0.00 | \$0.00 | \$0.00 | \$56.24 |
| 55658 | Reimburse Non State Emp Travel | \$0.00 | \$0.00 | \$0.00 | \$661.13 | \$0.00 | \$0.00 | \$0.00 | \$0.00 | \$661.13 |
| 55692 | Sanitary Services | \$0.00 | \$0.00 | \$0.00 | \$5,911.97 | \$0.00 | \$0.00 | \$0.00 | \$0.00 | \$5,911.97 |

Div - 58 Intensive Learning Center-Red Clay

| Account & Title | | State Division Funding | Div III Equalization | Other State | Current Expense Local | Other Local | Federal | Fund 300 | Fund 450 | Total |
|------------------------|-------------------------------|---------------------------|-------------------------|-------------|--------------------------|-------------|---------|----------|----------|----------------|
| Purchased Services | | \$231,473.37 | \$0.00 | \$11,014.83 | \$899,903.97 | \$0.00 | \$0.00 | \$0.00 | \$0.00 | \$1,142,392.17 |
| 56000 | Office Supplies | \$6,403.83 | \$0.00 | \$61.75 | \$13,271.32 | \$0.00 | \$0.00 | \$0.00 | \$0.00 | \$19,736.90 |
| 56011 | Promotional Supplies | \$0.00 | \$0.00 | \$0.00 | \$1,772.00 | \$0.00 | \$0.00 | \$0.00 | \$0.00 | \$1,772.00 |
| 56110 | Operating Supplies | \$2,339.37 | \$0.00 | \$0.00 | \$7,368.25 | \$0.00 | \$0.00 | \$0.00 | \$0.00 | \$9,707.62 |
| 56111 | Food | \$0.00 | \$0.00 | \$6,301.16 | \$8,178.99 | \$0.00 | \$0.00 | \$0.00 | \$0.00 | \$14,480.15 |
| 56128 | Medical Supplies | \$637.05 | \$0.00 | \$0.00 | \$64.19 | \$0.00 | \$0.00 | \$0.00 | \$0.00 | \$701.24 |
| 56141 | Custodial Supplies | \$0.00 | \$0.00 | \$0.00 | \$88.45 | \$0.00 | \$0.00 | \$0.00 | \$0.00 | \$88.45 |
| 56145 | Computer Supplies | \$24,512.87 | \$0.00 | \$864.11 | \$9,035.89 | \$0.00 | \$0.00 | \$0.00 | \$0.00 | \$34,412.87 |
| 56150 | Instructional Supplies | \$79,950.06 | \$0.00 | \$0.00 | \$98,293.77 | \$0.00 | \$0.00 | \$0.00 | \$0.00 | \$178,243.83 |
| 56157 | Books And Publications | \$1,985.57 | \$0.00 | \$0.00 | \$1,091.33 | \$0.00 | \$0.00 | \$0.00 | \$0.00 | \$3,076.90 |
| 56162 | Safety Equipment | \$0.00 | \$0.00 | \$0.00 | \$0.00 | \$0.00 | \$0.00 | \$0.00 | \$0.00 | \$0.00 |
| 56183 | Fuel(Gas,Diesel,Aviation Etc) | \$0.00 | \$0.00 | \$20,000.00 | \$25,779.08 | \$0.00 | \$0.00 | \$0.00 | \$0.00 | \$45,779.08 |
| 56210 | Vehicle Materials | \$0.00 | \$0.00 | \$4,280.78 | \$23,421.12 | \$0.00 | \$0.00 | \$0.00 | \$0.00 | \$27,701.90 |
| 56211 | Equipment Supp & Maint Mat | \$0.00 | \$0.00 | \$0.00 | \$42.48 | \$0.00 | \$0.00 | \$0.00 | \$0.00 | \$42.48 |
| 56220 | Building Materials | \$0.00 | \$0.00 | \$0.00 | \$477.89 | \$0.00 | \$0.00 | \$0.00 | \$0.00 | \$477.89 |
| 56230 | Highway/Grounds Materials | \$0.00 | \$0.00 | \$0.00 | \$144.00 | \$0.00 | \$0.00 | \$0.00 | \$0.00 | \$144.00 |
| 56960 | Athletic Supplies | \$756.39 | \$0.00 | \$0.00 | \$2,899.49 | \$0.00 | \$0.00 | \$0.00 | \$0.00 | \$3,655.88 |
| Supplies and Materials | | \$116,585.14 | \$0.00 | \$31,507.80 | \$191,928.25 | \$0.00 | \$0.00 | \$0.00 | \$0.00 | \$340,021.19 |
| 57002 | Instructional Equipment | \$0.00 | \$0.00 | \$0.00 | \$1,715.16 | \$0.00 | \$0.00 | \$0.00 | \$0.00 | \$1,715.16 |
| 57004 | Athletic Equipment | \$650.71 | \$0.00 | \$0.00 | \$6,349.80 | \$0.00 | \$0.00 | \$0.00 | \$0.00 | \$7,000.51 |
| 57010 | Office Equipment | \$1,752.70 | \$0.00 | \$0.00 | \$833.55 | \$0.00 | \$0.00 | \$0.00 | \$0.00 | \$2,586.25 |
| 57040 | Multimedia Equipment | \$0.00 | \$0.00 | \$0.00 | \$1,199.00 | \$0.00 | \$0.00 | \$0.00 | \$0.00 | \$1,199.00 |
| 58300 | Building Improvement | \$0.00 | \$0.00 | \$0.00 | \$92.00 | \$0.00 | \$0.00 | \$0.00 | \$0.00 | \$92.00 |
| Capital Outlay | | \$2,403.41 | \$0.00 | \$0.00 | \$10,189.51 | \$0.00 | \$0.00 | \$0.00 | \$0.00 | \$12,592.92 |

Div - 58 Intensive Learning Center-Red Clay

| Account & Title | State Division Funding | Div III Equalization | Other State | Current Expense Local | Other Local | Federal | Fund 300 | Fund 450 | Total |
|-----------------|---------------------------|-------------------------|--------------|--------------------------|-------------|-------------|----------|----------|----------------|
| GRAND TOTALS | \$4,332,748.56 | \$535,846.00 | \$375,623.89 | \$3,490,993.17 | \$1,845.07 | \$23,003.59 | \$0.00 | \$0.00 | \$8,760,060.28 |



Total All Divisions

| Account & Title | | State Division Funding | Div III Equalization | Other State | Current Expense Local | Other Local | Federal | Fund 300 | Fund 450 | Total |
|-----------------|-----------------------------|------------------------|----------------------|-------------|-----------------------|----------------|----------------|----------|----------|-----------------|
| 46145 | Patient | \$0.00 | \$0.00 | \$1,192.00 | \$0.00 | \$0.00 | \$0.00 | \$0.00 | \$0.00 | \$1,192.00 |
| Capital Outlay | | \$0.00 | \$0.00 | \$1,192.00 | \$0.00 | \$0.00 | \$0.00 | \$0.00 | \$0.00 | \$1,192.00 |
| 51004 | Salaries/Wages-Employees | \$24,535.04 | (\$4,138.53) | \$60,449.06 | \$60,644.45 | \$46,573.90 | \$44,522.55 | \$0.00 | \$0.00 | \$232,586.47 |
| 51005 | Overtime Salaries | \$0.00 | \$150,501.41 | \$0.00 | \$196,279.39 | \$142,289.04 | \$56,740.45 | \$0.00 | \$0.00 | \$545,810.29 |
| 51006 | Shift Differential Salary | \$0.00 | \$14,448.01 | \$0.00 | \$11,488.64 | \$3,107.77 | \$3,545.20 | \$0.00 | \$0.00 | \$32,589.62 |
| 51008 | Termination Sals-Vac Leave | \$60,388.60 | \$17,713.16 | \$0.00 | \$16,624.85 | \$0.00 | \$6,599.99 | \$0.00 | \$0.00 | \$101,326.60 |
| 51009 | Termination Sals-Sick Leave | \$153,279.98 | \$12,597.02 | \$5,488.20 | \$3,011.97 | \$0.00 | \$1,226.91 | \$0.00 | \$0.00 | \$175,604.08 |
| 51100 | Teachers | \$28,125,167.86 | \$3,902,404.43 | \$52,330.40 | \$11,775,133.88 | \$1,043,930.18 | \$4,360,800.09 | \$0.00 | \$0.00 | \$49,259,766.84 |
| 51101 | Substitute Teachers | \$1,714.86 | \$37,342.88 | \$1,485.00 | \$179,459.83 | \$985.50 | \$68,490.75 | \$0.00 | \$0.00 | \$289,478.82 |
| 51102 | Speech & Hearing Teachers | \$151,082.92 | \$21,352.45 | \$0.00 | \$62,199.93 | \$0.00 | \$8,456.05 | \$0.00 | \$0.00 | \$243,091.35 |
| 51103 | Driver's Education Teachers | \$239,207.86 | \$33,899.69 | \$0.00 | \$105,058.88 | \$0.00 | \$12,336.15 | \$0.00 | \$0.00 | \$390,502.58 |
| 51104 | Paraprofessionals | \$1,596,251.89 | \$102,054.59 | \$0.00 | \$446,686.00 | \$53,324.60 | \$361,379.06 | \$0.00 | \$0.00 | \$2,559,696.14 |
| 51105 | Reading Specialists | \$0.00 | \$0.00 | \$0.00 | \$0.00 | \$0.00 | \$340.69 | \$0.00 | \$0.00 | \$340.69 |
| 51106 | Reading Resource Teachers | \$0.00 | \$0.00 | \$0.00 | \$9.12 | \$0.00 | \$0.00 | \$0.00 | \$0.00 | \$9.12 |
| 51108 | Academic Excellence | \$149,969.40 | \$22,952.06 | \$0.00 | \$171,975.77 | \$0.00 | \$1,385.14 | \$0.00 | \$0.00 | \$346,282.37 |
| 51109 | E.P.E.R. Athletic | \$24.48 | \$3,248.25 | \$0.00 | \$477,611.24 | \$15,967.34 | \$131.40 | \$0.00 | \$0.00 | \$496,982.71 |
| 51110 | E.P.E.R. Extra-Curricular | \$0.00 | \$109.16 | \$4,344.00 | \$428,432.33 | \$1,276.00 | \$22,616.71 | \$0.00 | \$0.00 | \$456,778.20 |
| 51111 | E.P.E.R. Miscellaneous | \$33,959.54 | \$100,709.23 | \$98,992.02 | \$366,439.35 | \$39,519.65 | \$436,522.53 | \$0.00 | \$0.00 | \$1,076,142.32 |
| 51130 | Nurses | \$774,289.27 | \$109,277.23 | \$0.00 | \$342,875.76 | \$0.00 | \$38,985.74 | \$0.00 | \$0.00 | \$1,265,428.00 |
| 51131 | Psychologists | \$165,383.14 | \$20,358.99 | \$0.00 | \$69,549.16 | \$0.00 | \$9,845.50 | \$0.00 | \$0.00 | \$265,136.79 |
| 51132 | Visiting Teachers | \$113,098.48 | \$15,882.94 | \$0.00 | \$48,783.58 | \$0.00 | \$5,744.49 | \$0.00 | \$0.00 | \$183,509.49 |
| 51150 | Supervisors | \$365,009.45 | \$75,934.97 | \$0.00 | \$244,214.94 | \$136,978.20 | \$820,449.55 | \$0.00 | \$0.00 | \$1,642,587.11 |
| 51151 | Specialists & Coordinators | \$106,563.95 | \$12,318.63 | \$97,170.13 | \$236,344.77 | \$206,295.58 | \$94,853.55 | \$0.00 | \$0.00 | \$753,546.61 |
| 51155 | Chief School Officer | \$62,357.90 | \$12,210.76 | \$0.00 | \$37,839.91 | \$0.00 | \$4,407.27 | \$0.00 | \$0.00 | \$116,815.84 |
| 51156 | Assistant Superintendents | \$102,921.94 | \$21,437.55 | \$0.00 | \$69,685.30 | \$0.00 | \$8,077.33 | \$0.00 | \$0.00 | \$202,122.12 |

Total All Divisions

| Account & Title | | State Division Funding | Div III Equalization | Other State | Current Expense Local | Other Local | Federal | Fund 300 | Fund 450 | Total |
|-----------------|-------------------------------|------------------------|----------------------|----------------|-----------------------|----------------|----------------|----------|----------|-----------------|
| 51157 | Admin Assistants | \$46,771.85 | \$7,751.60 | \$0.00 | \$24,184.33 | \$0.00 | \$2,804.62 | \$0.00 | \$0.00 | \$81,512.40 |
| 51165 | Principals Salaries - Confdtl | \$1,106,242.98 | \$206,975.28 | \$80,390.16 | \$656,452.72 | \$0.00 | \$68,158.73 | \$0.00 | \$0.00 | \$2,118,219.87 |
| 51166 | Assistant Principals | \$964,775.62 | \$233,557.98 | \$0.00 | \$671,845.52 | \$0.00 | \$109,112.64 | \$0.00 | \$0.00 | \$1,979,291.76 |
| 51167 | Admin Secretaries | \$181,644.14 | \$32,731.49 | \$0.00 | \$111,390.87 | \$0.00 | \$12,665.99 | \$0.00 | \$0.00 | \$338,432.49 |
| 51176 | Custodians | \$3,086,078.49 | \$393,804.98 | \$5,605.16 | \$1,244,108.20 | \$232,427.97 | \$134,866.99 | \$0.00 | \$0.00 | \$5,096,891.79 |
| 51180 | Supervisors of Transportation | \$32,302.68 | \$0.00 | \$20,088.08 | \$31,451.44 | \$0.00 | \$0.00 | \$0.00 | \$0.00 | \$83,842.20 |
| 51185 | Financial Secretaries | \$362,660.89 | \$53,317.75 | \$34,409.55 | \$188,762.95 | \$29,128.39 | \$53,850.24 | \$0.00 | \$0.00 | \$722,129.77 |
| 51187 | Food Service Managers | \$236,946.70 | \$0.00 | \$0.00 | \$0.00 | \$118,265.95 | \$0.00 | \$0.00 | \$0.00 | \$355,212.65 |
| 51188 | Food Service Cooks | \$56,781.94 | \$0.00 | \$0.00 | \$0.00 | \$43,198.87 | \$0.00 | \$0.00 | \$0.00 | \$99,980.81 |
| 51190 | Food Service General Workers | \$682,423.97 | \$0.00 | \$0.00 | \$0.00 | \$522,870.65 | \$0.00 | \$0.00 | \$0.00 | \$1,205,294.62 |
| 51192 | Directors | \$258,371.07 | \$48,080.76 | \$0.00 | \$160,175.52 | \$0.00 | \$44,132.70 | \$0.00 | \$0.00 | \$510,760.05 |
| 51193 | Senior Secretaries | \$25,503.61 | \$2,445.33 | \$32,335.66 | \$8,953.77 | \$0.00 | \$0.00 | \$0.00 | \$0.00 | \$69,238.37 |
| 51194 | Secretaries | \$217,995.44 | \$21,768.28 | \$0.00 | \$67,603.11 | \$9,438.83 | \$13,661.74 | \$0.00 | \$0.00 | \$330,467.40 |
| 51195 | Clerks | \$981,228.00 | \$98,546.95 | \$0.00 | \$312,731.60 | \$0.00 | \$34,396.92 | \$0.00 | \$0.00 | \$1,426,903.47 |
| 51196 | Salaries - General | \$389,513.50 | \$229,306.21 | \$880,300.43 | \$1,592,721.09 | \$392,643.27 | \$1,331,521.32 | \$0.00 | \$0.00 | \$4,816,005.82 |
| Salaries | | \$40,854,447.44 | \$6,010,901.49 | \$1,373,387.85 | \$20,420,730.17 | \$3,038,221.69 | \$8,172,628.99 | \$0.00 | \$0.00 | \$79,870,317.63 |
| 52001 | Pensions/Employer'S Share | \$7,618,030.85 | \$807,254.98 | \$226,853.67 | \$3,866,028.36 | \$508,726.24 | \$1,437,081.12 | \$0.00 | \$0.00 | \$14,463,975.22 |
| 52002 | Health Ins/Employers' Sh | \$11,290,232.16 | \$166,658.13 | \$244,702.61 | \$1,489,013.46 | \$193,651.28 | \$995,704.83 | \$0.00 | \$0.00 | \$14,379,962.47 |
| 52004 | Group Life Insurance | \$287.42 | \$8,755.78 | \$1,164.69 | \$51,652.52 | \$5,399.67 | \$10,765.74 | \$0.00 | \$0.00 | \$78,025.82 |
| 52005 | Workmen'S Compensation | \$796,729.16 | \$78,717.84 | \$26,863.68 | \$436,590.73 | \$59,281.22 | \$159,254.80 | \$0.00 | \$0.00 | \$1,557,437.43 |
| 52006 | Emplyr Sh/Social Security | \$2,395,813.78 | \$259,225.79 | \$82,111.96 | \$1,425,269.41 | \$190,884.43 | \$502,468.11 | \$0.00 | \$0.00 | \$4,855,773.48 |
| 52009 | Unemployment Ins Benefits | \$69,400.03 | \$6,858.97 | \$2,344.60 | \$38,020.16 | \$5,166.24 | \$13,883.63 | \$0.00 | \$0.00 | \$135,673.63 |
| 52010 | Prescription Plan | \$0.00 | \$0.00 | \$0.00 | \$30.09 | \$0.00 | \$5.37 | \$0.00 | \$0.00 | \$35.46 |
| 52011 | Dental Plan | \$6,705.41 | \$114,383.63 | \$28,412.80 | \$785,770.47 | \$113,958.19 | \$148,617.75 | \$0.00 | \$0.00 | \$1,197,848.25 |
| 52015 | Disability Insurance | \$176.58 | \$5,387.86 | \$749.30 | \$35,306.63 | \$3,853.57 | \$6,910.23 | \$0.00 | \$0.00 | \$52,384.17 |

Total All Divisions

| Account & Title | | State Division Funding | Div III Equalization | Other State | Current Expense Local | Other Local | Federal | Fund 300 | Fund 450 | Total |
|-----------------|--------------------------------|------------------------|----------------------|--------------|-----------------------|----------------|----------------|----------|----------|-----------------|
| 52016 | Employer's Share-Medicare | \$565,297.41 | \$60,711.47 | \$19,407.59 | \$337,660.97 | \$45,066.72 | \$118,775.02 | \$0.00 | \$0.00 | \$1,146,919.18 |
| 52019 | Flex Credit Vision | \$652.55 | \$9,505.06 | \$2,576.25 | \$63,551.13 | \$13,226.34 | \$11,251.92 | \$0.00 | \$0.00 | \$100,763.25 |
| Benefits | | \$22,743,325.35 | \$1,517,459.51 | \$635,187.15 | \$8,528,893.93 | \$1,139,213.90 | \$3,404,718.52 | \$0.00 | \$0.00 | \$37,968,798.36 |
| 54004 | Lodging-Hotl/Motl-W/In St | \$0.00 | \$0.00 | \$0.00 | \$720.00 | \$0.00 | \$0.00 | \$0.00 | \$0.00 | \$720.00 |
| 54005 | Other Travel-W/In State | \$10,299.27 | \$0.00 | \$7,939.19 | \$97,653.80 | \$14,162.97 | \$73,548.93 | \$0.00 | \$0.00 | \$203,604.16 |
| 54102 | Common Carrier/Out-State | \$0.00 | \$0.00 | \$0.00 | \$34,020.00 | \$0.00 | \$6,676.60 | \$0.00 | \$0.00 | \$40,696.60 |
| 54104 | Lodg-Hotl, Motl/Out-State | \$0.00 | \$0.00 | \$0.00 | \$899.48 | \$0.00 | \$8,906.07 | \$0.00 | \$0.00 | \$9,805.55 |
| 54105 | Other Travel/Out-State | \$0.00 | \$0.00 | \$0.00 | \$3,434.75 | \$3,016.17 | \$3,787.68 | \$0.00 | \$0.00 | \$10,238.60 |
| 55000 | Other Professional Service | \$284,626.30 | \$0.00 | \$330,774.54 | \$4,949,550.16 | \$472,730.06 | \$3,511,625.44 | \$0.00 | \$0.00 | \$9,549,306.50 |
| 55010 | Medical Services | \$12,089.94 | \$0.00 | \$350,547.50 | \$303,686.49 | \$465,927.70 | \$2,327.00 | \$0.00 | \$0.00 | \$1,134,578.63 |
| 55020 | Legal Services | \$58,597.90 | \$0.00 | \$0.00 | \$346,741.88 | \$0.00 | \$0.00 | \$0.00 | \$0.00 | \$405,339.78 |
| 55051 | Consultants | \$0.00 | \$0.00 | \$400.00 | \$44,785.72 | \$0.00 | \$53,640.00 | \$0.00 | \$0.00 | \$98,825.72 |
| 55061 | Temporary Employment Service | \$0.00 | \$0.00 | \$18,830.00 | \$1,329,405.78 | \$5,187.17 | \$6,330.00 | \$0.00 | \$0.00 | \$1,359,752.95 |
| 55073 | Computer Services | \$10,715.25 | \$0.00 | \$0.00 | \$42,758.03 | \$0.00 | \$7,730.46 | \$0.00 | \$0.00 | \$61,203.74 |
| 55074 | Environmental Services | \$1,660.00 | \$0.00 | \$0.00 | \$1,300.55 | \$0.00 | \$100.00 | \$0.00 | \$0.00 | \$3,060.55 |
| 55101 | Postage | \$29,629.97 | \$0.00 | \$28.97 | \$66,841.46 | \$6,761.31 | \$5,774.17 | \$0.00 | \$0.00 | \$109,035.88 |
| 55103 | Freight | \$0.00 | \$0.00 | \$0.00 | \$85.50 | \$0.00 | \$1,471.47 | \$0.00 | \$0.00 | \$1,556.97 |
| 55120 | Communications Devices/Systems | \$1,440.00 | \$0.00 | \$0.00 | \$66,957.00 | \$0.00 | \$42,792.00 | \$0.00 | \$0.00 | \$111,189.00 |
| 55125 | Telecommunication | \$94,447.76 | \$0.00 | \$4,909.68 | \$190,773.34 | \$2,852.23 | \$2,918.87 | \$0.00 | \$0.00 | \$295,901.88 |
| 55200 | Public Utilities | \$120,000.00 | \$0.00 | \$1,000.00 | \$364,418.58 | \$0.00 | \$0.00 | \$0.00 | \$0.00 | \$485,418.58 |
| 55203 | Energy | \$3,421,414.87 | \$0.00 | \$0.00 | \$1,032,562.21 | \$0.00 | \$0.00 | \$0.00 | \$0.00 | \$4,453,977.08 |
| 55313 | Medical Services & Supplie | \$0.00 | \$0.00 | \$0.00 | \$0.00 | \$0.00 | \$39,310.00 | \$0.00 | \$0.00 | \$39,310.00 |
| 55314 | Clothing & Incidentals | \$1,938.00 | \$0.00 | \$550.00 | \$5,834.06 | \$9,276.91 | \$3,890.04 | \$0.00 | \$0.00 | \$21,489.01 |
| 55338 | Special Placements | \$0.00 | \$0.00 | \$0.00 | \$0.00 | \$5,376.00 | \$0.00 | \$0.00 | \$0.00 | \$5,376.00 |
| 55371 | Tuition Reimbursements | \$0.00 | \$0.00 | \$80.00 | \$0.00 | \$0.00 | \$0.00 | \$0.00 | \$0.00 | \$80.00 |

Total All Divisions

| Account & Title | | State Division Funding | Div III Equalization | Other State | Current Expense Local | Other Local | Federal | Fund 300 | Fund 450 | Total |
|--------------------|--------------------------------|---------------------------|-------------------------|----------------|--------------------------|----------------|----------------|-------------|----------|-----------------|
| 55372 | Tuition Instate Pub Sch | \$0.00 | \$0.00 | \$0.00 | \$0.00 | \$302,975.47 | \$0.00 | \$0.00 | \$0.00 | \$302,975.47 |
| 55373 | Tuition Out/St Or Private | \$0.00 | \$0.00 | \$285,835.78 | \$0.00 | \$311,279.54 | \$0.00 | \$0.00 | \$0.00 | \$597,115.32 |
| 55400 | Equipment Rental | \$251,387.10 | \$0.00 | \$2,557,646.49 | \$1,228,507.58 | \$41,437.01 | \$143,202.63 | \$0.00 | \$0.00 | \$4,222,180.81 |
| 55402 | Buildings - Office Space | \$125,266.68 | \$0.00 | \$0.00 | \$390,798.41 | \$0.00 | \$0.00 | \$0.00 | \$0.00 | \$516,065.09 |
| 55434 | Fleet Rental | \$0.00 | \$0.00 | \$300.00 | \$2,784.12 | \$0.00 | \$0.00 | \$0.00 | \$0.00 | \$3,084.12 |
| 55440 | Other Rental | \$794.33 | \$0.00 | \$40,022.06 | \$51,502.22 | \$910.55 | \$0.00 | \$0.00 | \$0.00 | \$93,229.16 |
| 55452 | Insurance | \$119,029.50 | \$0.00 | \$0.00 | \$300,569.31 | \$0.00 | \$0.00 | \$0.00 | \$0.00 | \$419,598.81 |
| 55500 | Building/Grounds Repair | \$395,198.06 | \$0.00 | \$506,151.60 | \$928,224.78 | \$411,276.17 | \$0.00 | \$85,034.27 | \$0.00 | \$2,325,884.88 |
| 55506 | Custodial Svc Ofc/Bldg/Grd | \$0.00 | \$0.00 | \$0.00 | \$1,454.22 | \$0.00 | \$0.00 | \$0.00 | \$0.00 | \$1,454.22 |
| 55507 | Maintenance | \$0.00 | \$0.00 | \$2,117.85 | \$31,147.65 | \$16,412.90 | \$0.00 | \$0.00 | \$0.00 | \$49,678.40 |
| 55510 | Equipment Repair | \$6,844.94 | \$0.00 | \$50,448.61 | \$213,089.05 | \$101,834.51 | \$401.58 | \$0.00 | \$0.00 | \$372,618.69 |
| 55600 | Printing & Binding | \$0.00 | \$0.00 | \$54.00 | \$47,152.30 | \$208.16 | \$1,083.00 | \$0.00 | \$0.00 | \$48,497.46 |
| 55610 | Advertising | \$0.00 | \$0.00 | \$0.00 | \$14,302.36 | \$11,803.85 | \$1,575.00 | \$0.00 | \$0.00 | \$27,681.21 |
| 55631 | Assoc Dues And Conf Fees | \$7,041.60 | \$0.00 | \$35,263.21 | \$86,530.69 | (\$2,162.00) | \$83,194.90 | \$0.00 | \$0.00 | \$209,868.40 |
| 55633 | Permit/Certs/Trans/MisFee/Lics | \$59.00 | \$0.00 | \$50.00 | \$3,627.00 | \$718.00 | \$83,852.80 | \$0.00 | \$0.00 | \$88,306.80 |
| 55635 | Laundry Service | \$0.00 | \$0.00 | \$142.17 | \$290.38 | \$0.00 | \$0.00 | \$0.00 | \$0.00 | \$432.55 |
| 55641 | Food Service | \$0.00 | \$0.00 | \$228.77 | \$28,034.22 | \$10,420.00 | \$9,277.16 | \$0.00 | \$0.00 | \$47,960.15 |
| 55647 | Student Body Activity | \$0.00 | \$0.00 | \$8,876.50 | \$97,177.48 | \$2,240.50 | \$167,665.37 | \$0.00 | \$0.00 | \$275,959.85 |
| 55648 | Indirect Cost | \$0.00 | \$0.00 | \$0.00 | \$0.00 | \$0.00 | \$1,489,411.08 | \$0.00 | \$0.00 | \$1,489,411.08 |
| 55658 | Reimburse Non State Emp Travel | \$0.00 | \$0.00 | \$0.00 | \$1,122.65 | \$0.00 | \$0.00 | \$0.00 | \$0.00 | \$1,122.65 |
| 55667 | Training | \$7,725.00 | \$0.00 | \$0.00 | \$32,200.53 | \$0.00 | \$84,098.44 | \$0.00 | \$0.00 | \$124,023.97 |
| 55668 | Non-State Employee Training | \$15,000.00 | \$0.00 | \$1,499.26 | \$5,713.00 | \$0.00 | \$0.00 | \$0.00 | \$0.00 | \$22,212.26 |
| 55692 | Sanitary Services | \$150,298.75 | \$0.00 | \$0.00 | \$66,952.25 | \$0.00 | \$0.00 | \$0.00 | \$0.00 | \$217,251.00 |
| 55712 | Reloc & Adj-Pub/Priv-Util | \$0.00 | \$0.00 | \$0.00 | \$0.00 | \$14,120.00 | \$0.00 | \$0.00 | \$0.00 | \$14,120.00 |
| 55714 | Moving Costs/Business | \$0.00 | \$0.00 | \$0.00 | \$3,012.00 | \$0.00 | \$0.00 | \$0.00 | \$0.00 | \$3,012.00 |
| Purchased Services | | \$5,125,504.22 | \$0.00 | \$4,203,696.18 | \$12,416,620.99 | \$2,208,765.18 | \$5,834,590.69 | \$85,034.27 | \$0.00 | \$29,874,211.53 |

Total All Divisions

| Account & Title | | State Division Funding | Div III Equalization | Other State | Current Expense Local | Other Local | Federal | Fund 300 | Fund 450 | Total |
|------------------------|-------------------------------|------------------------|----------------------|--------------|-----------------------|----------------|----------------|----------|----------|-----------------|
| 56000 | Office Supplies | \$75,735.14 | \$0.00 | \$44,493.85 | \$576,471.11 | \$41,254.90 | \$36,331.91 | \$0.00 | \$0.00 | \$774,286.91 |
| 56006 | Multimedia Supplies | \$0.00 | \$0.00 | \$0.00 | \$0.00 | \$0.00 | \$2,814.00 | \$0.00 | \$0.00 | \$2,814.00 |
| 56010 | Administrative Supplies | \$0.00 | \$0.00 | \$0.00 | \$3,471.18 | \$0.00 | \$0.00 | \$0.00 | \$0.00 | \$3,471.18 |
| 56011 | Promotional Supplies | \$0.00 | \$0.00 | \$0.00 | \$10,083.09 | \$0.00 | \$0.00 | \$0.00 | \$0.00 | \$10,083.09 |
| 56070 | Institutional Supplies | \$0.00 | \$0.00 | \$0.00 | \$0.00 | \$312,915.56 | \$89.95 | \$0.00 | \$0.00 | \$313,005.51 |
| 56110 | Operating Supplies | \$12,989.61 | \$0.00 | \$244.61 | \$101,021.44 | \$181,630.73 | \$30,325.00 | \$0.00 | \$0.00 | \$326,211.39 |
| 56111 | Food | \$305.75 | \$0.00 | \$24,100.60 | \$65,965.95 | \$1,898,736.35 | \$9,871.18 | \$0.00 | \$0.00 | \$1,998,979.83 |
| 56120 | Clothing & Linens | \$0.00 | \$0.00 | \$0.00 | \$0.00 | \$0.00 | \$2,500.00 | \$0.00 | \$0.00 | \$2,500.00 |
| 56128 | Medical Supplies | \$6,139.88 | \$0.00 | \$0.00 | \$18,105.44 | \$4,320.53 | \$361.55 | \$0.00 | \$0.00 | \$28,927.40 |
| 56141 | Custodial Supplies | \$126,021.35 | \$0.00 | \$0.00 | \$284,205.25 | \$38,469.67 | \$0.00 | \$0.00 | \$0.00 | \$448,696.27 |
| 56145 | Computer Supplies | \$319,145.73 | \$0.00 | \$18,079.75 | \$1,713,728.02 | \$61,887.99 | \$1,002,639.58 | \$0.00 | \$0.00 | \$3,115,481.07 |
| 56150 | Instructional Supplies | \$641,162.35 | \$0.00 | \$180,075.27 | \$2,946,458.69 | \$25,931.14 | \$679,514.30 | \$0.00 | \$0.00 | \$4,473,141.75 |
| 56157 | Books And Publications | \$18,377.76 | \$0.00 | \$0.00 | \$128,127.28 | \$3,526.15 | \$82,408.54 | \$0.00 | \$0.00 | \$232,439.73 |
| 56162 | Safety Equipment | \$0.00 | \$0.00 | \$0.00 | \$53,186.36 | \$0.00 | \$0.00 | \$0.00 | \$0.00 | \$53,186.36 |
| 56183 | Fuel(Gas,Diesel,Aviation Etc) | \$27,659.11 | \$0.00 | \$132,756.81 | \$255,994.64 | \$7,613.10 | \$26.53 | \$0.00 | \$0.00 | \$424,050.19 |
| 56210 | Vehicle Materials | \$20,022.95 | \$0.00 | \$37,025.34 | \$120,625.18 | \$0.00 | \$0.00 | \$0.00 | \$0.00 | \$177,673.47 |
| 56211 | Equipment Supp & Maint Mat | \$0.00 | \$0.00 | \$0.00 | \$878.91 | \$55,648.50 | \$0.00 | \$0.00 | \$0.00 | \$56,527.41 |
| 56220 | Building Materials | \$239,750.89 | \$0.00 | \$206,988.09 | \$410,642.80 | \$138,877.07 | \$2,307.80 | \$0.00 | \$0.00 | \$998,566.65 |
| 56230 | Highway/Grounds Materials | \$0.00 | \$0.00 | \$0.00 | \$2,644.00 | \$0.00 | \$0.00 | \$0.00 | \$0.00 | \$2,644.00 |
| 56950 | Institutional Equipment (Exp) | \$0.00 | \$0.00 | \$0.00 | \$13,041.36 | \$0.00 | \$0.00 | \$0.00 | \$0.00 | \$13,041.36 |
| 56960 | Athletic Supplies | \$53,139.42 | \$0.00 | \$640.00 | \$293,878.95 | \$12,023.00 | \$0.00 | \$0.00 | \$0.00 | \$359,681.37 |
| Supplies and Materials | | \$1,540,449.94 | \$0.00 | \$644,404.32 | \$6,998,529.65 | \$2,782,834.69 | \$1,849,190.34 | \$0.00 | \$0.00 | \$13,815,408.94 |
| 57002 | Instructional Equipment | \$858.97 | \$0.00 | \$0.00 | \$7,133.75 | \$0.00 | \$0.00 | \$0.00 | \$0.00 | \$7,992.72 |
| 57004 | Athletic Equipment | \$8,641.47 | \$0.00 | \$0.00 | \$22,421.55 | \$0.00 | \$1,138.33 | \$0.00 | \$0.00 | \$32,201.35 |
| 57010 | Office Equipment | \$9,927.86 | \$0.00 | \$0.00 | \$125,749.16 | \$0.00 | \$0.00 | \$0.00 | \$0.00 | \$135,677.02 |

Total All Divisions

| Account & Title | | State Division Funding | Div III Equalization | Other State | Current Expense Local | Other Local | Federal | Fund 300 | Fund 450 | Total |
|-----------------|----------------------------|------------------------|----------------------|----------------|-----------------------|-----------------|-----------------|--------------|----------|------------------|
| 57030 | Environmental Equipment | \$131.64 | \$0.00 | \$0.00 | \$0.00 | \$0.00 | \$0.00 | \$0.00 | \$0.00 | \$131.64 |
| 57040 | Multimedia Equipment | \$14,861.41 | \$0.00 | \$1,160.00 | \$3,877.98 | \$0.00 | \$0.00 | \$0.00 | \$0.00 | \$19,899.39 |
| 57110 | Transportation Equipment | \$0.00 | \$0.00 | \$16,295.00 | \$266,311.96 | \$0.00 | \$0.00 | \$0.00 | \$0.00 | \$282,606.96 |
| 57210 | Shop Machinery/Equip/Tools | \$746.00 | \$0.00 | \$0.00 | \$19,301.31 | \$0.00 | \$0.00 | \$0.00 | \$0.00 | \$20,047.31 |
| 57310 | Refrig/Air Condit/Heat | \$0.00 | \$0.00 | \$0.00 | \$1,694.70 | \$0.00 | \$0.00 | \$0.00 | \$0.00 | \$1,694.70 |
| 57411 | Communication Equipment | \$0.00 | \$0.00 | \$0.00 | \$5,621.50 | \$147,967.80 | \$0.00 | \$0.00 | \$0.00 | \$153,589.30 |
| 58000 | Land | \$0.00 | \$0.00 | \$0.00 | \$3,199.22 | \$0.00 | \$0.00 | \$0.00 | \$0.00 | \$3,199.22 |
| 58300 | Building Improvement | \$1,145.00 | \$0.00 | \$0.00 | \$1,804,676.85 | \$1,263,936.86 | \$150,861.00 | \$22,313.00 | \$0.00 | \$3,242,932.71 |
| 58600 | Pub Wrk (Otr Thn Bldg/Hwy) | \$0.00 | \$0.00 | \$0.00 | \$469,923.20 | \$110,844.02 | \$0.00 | \$0.00 | \$0.00 | \$580,767.22 |
| Capital Outlay | | \$36,312.35 | \$0.00 | \$17,455.00 | \$2,729,911.18 | \$1,522,748.68 | \$151,999.33 | \$22,313.00 | \$0.00 | \$4,480,739.54 |
| GRAND TOTALS | | \$70,300,039.30 | \$7,528,361.00 | \$6,875,322.50 | \$51,094,685.92 | \$10,691,784.14 | \$19,413,127.87 | \$107,347.27 | \$0.00 | \$166,010,668.00 |

